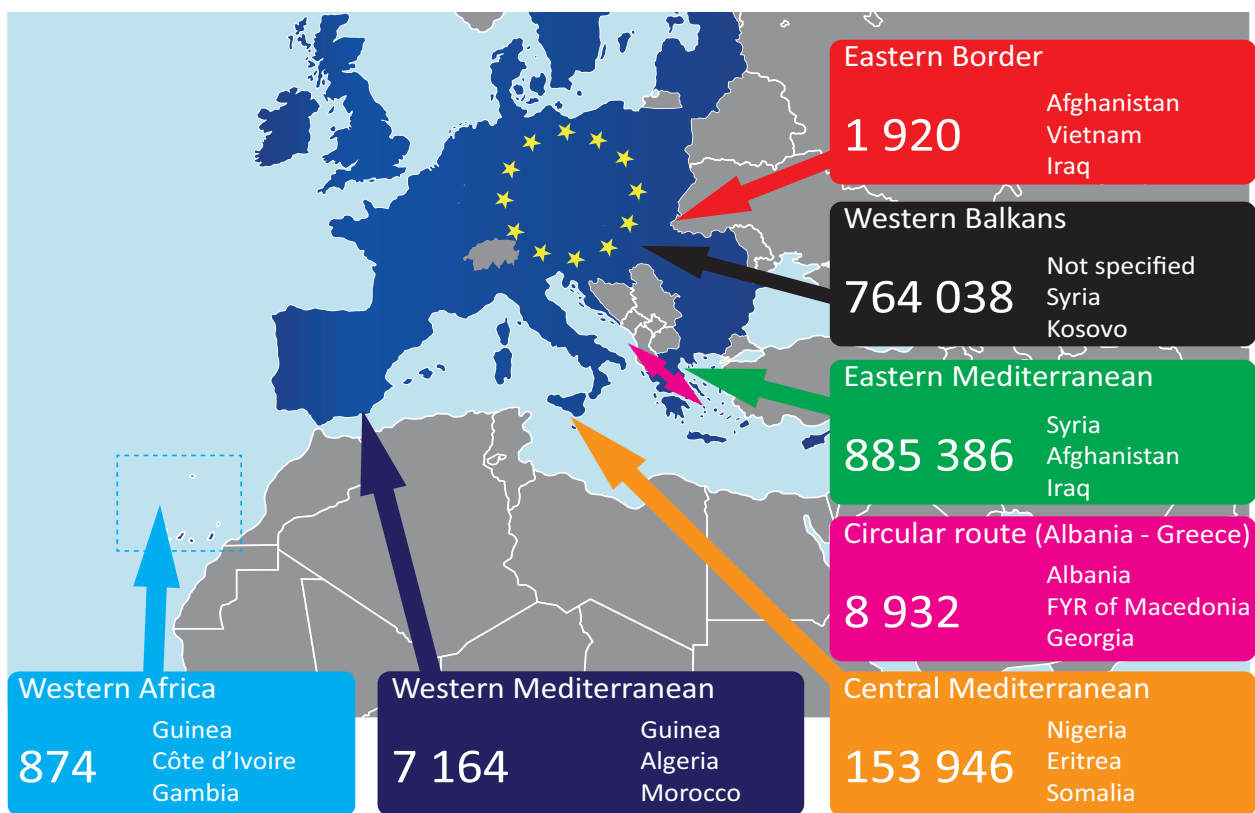


## Recent migration flows to the EU

### Detections of illegal border crossings in the EU (2015)

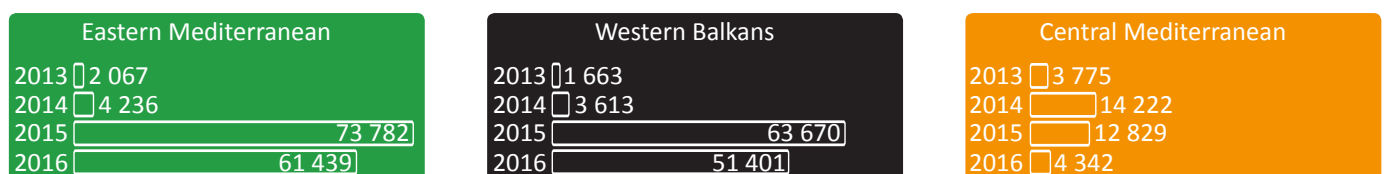
**Frontex**, the EU border surveillance agency, collects data on detections by national border-control authorities of illegal crossings of the EU's external borders. External borders are those between Member States and third countries as well as between Schengen Associated Countries (Norway, Iceland and Switzerland) and third countries.



The map shows the routes of illegal entries into the EU during 2015. For each route, the box shows the number of entries and the top three nationalities of migrants.

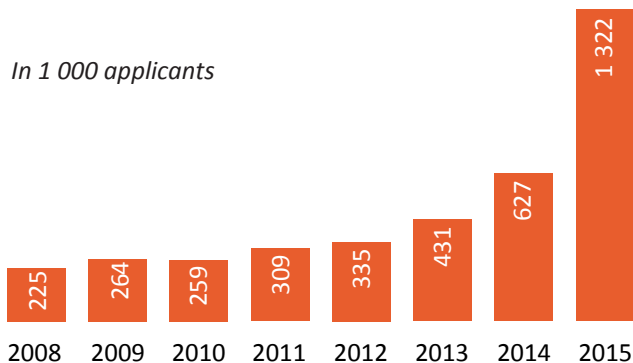
### Monthly average number of detections of illegal border crossings in the EU

The boxes below show the recent changes in numbers on the most frequent routes: Eastern Mediterranean, Western Balkans and Central Mediterranean. The other routes are not shown as the figures do not indicate major changes in the numbers of illegal entries.



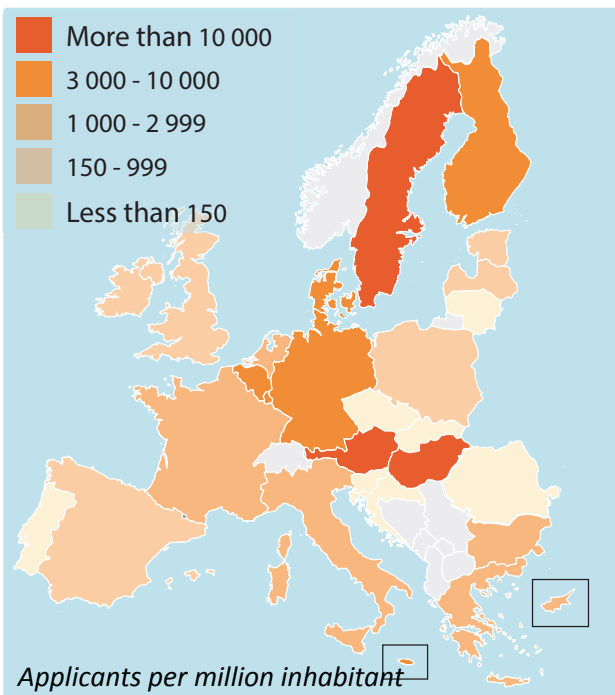
## Asylum applicants in the EU-28

The bar chart shows the number of asylum applicants in the European Union. ‘Applicants’ refers to anyone applying for asylum or similar protection – as defined in the Qualification Directive – or included in an application as a family member. The table shows the breakdown of the Member States which together represent 90% of the total requests for asylum in 2015.




In 1 000 applicants	2011	2012	2013	2014	2015
DE	53	77	127	203	477
HU	2	2	19	43	177
SE	30	44	54	81	162
AT	14	17	18	28	88
IT	40	17	27	65	84
FR	57	61	66	64	76
NL	15	13	13	24	45
BE	32	28	21	23	45
UK	27	29	31	33	39
Others	39	46	56	63	129

The map shows the relative weight of the number of applicants per million inhabitants in the ‘country of arrival’ (the EU Member State in which asylum has been requested) for the year 2015. The EU average is 2 599 applicants per million inhabitants.



The horizontal bar chart shows the top 15 countries of origin for the year 2015. The value in parenthesis represents changes with respect to 2014; a positive value shows an increase, and a negative a decrease (e.g. there was an increase of 246 000 applicants from Syria in 2015).



The previous edition of this Infographic was issued in September 2015 (PE 565.905)

**Notes.** Asylum is a form of international protection given by a state on its territory to someone who is threatened by persecution on grounds of race, religion, nationality, membership of a particular group or political opinion in their country of origin or residence. In the EU, this consists of refugee status as defined in the [UN Geneva Refugee Convention](#), plus subsidiary protection for persons who do not qualify as refugees but in respect of whom substantial grounds exist that the person concerned, if returned to their country of origin, would face a real risk of suffering serious harm as defined in the [Qualification Directive](#).

Not all those who cross the EU’s external borders illegally will seek asylum, or indeed qualify under the definition above. They thus form part of the broader category of ‘irregular immigrants’, i.e. those who do not fulfil, or no longer fulfil, the conditions of entry as set out in Article 5 of the Schengen Borders Code or other conditions for entry, stay or residence in that Member State.

**Data source:** [Frontex](#) and [Eurostat](#) April 2016.

**Disclaimer and Copyright.** The content of this document is the sole responsibility of the author and any opinions expressed therein do not necessarily represent the official position of the European Parliament. It is addressed to the Members and staff of the EP for their parliamentary work. Reproduction and translation for non-commercial purposes are authorised, provided the source is acknowledged and the European Parliament is given prior notice and sent a copy. © European Union, 2016.

[eprs@ep.europa.eu](mailto:eprs@ep.europa.eu) – <http://www.eprs.ep.parl.union.eu> (intranet) – <http://www.europarl.europa.eu/thinktank> (internet) – <http://epthinktank.eu> (blog)