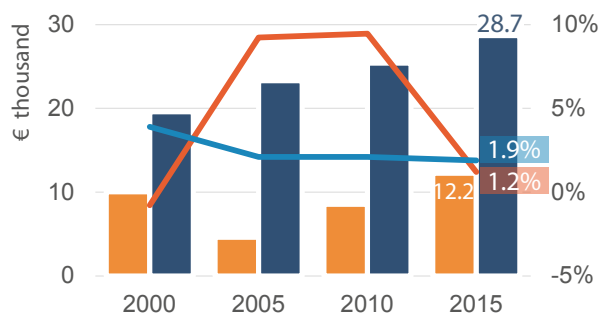


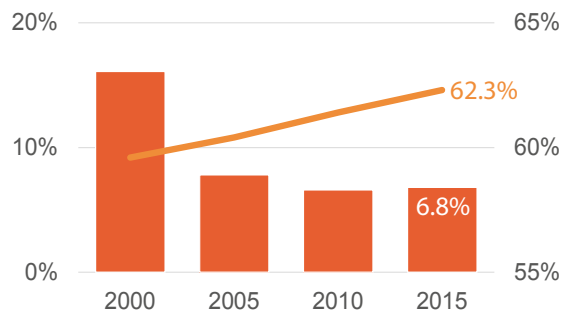
Argentina: Economic indicators and trade with EU

GDP per capita (€) and annual growth (%) in Argentina and the EU-28



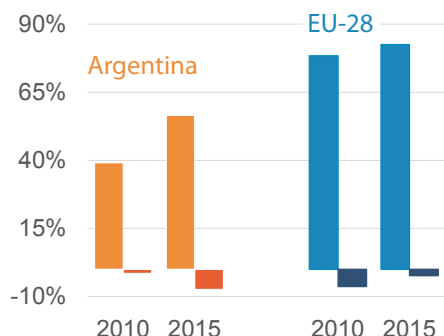
GDP per capita (left axis) Argentina EU-28 Argentina GDP growth (right axis) EU-28

Argentina total unemployment and female labour market participation

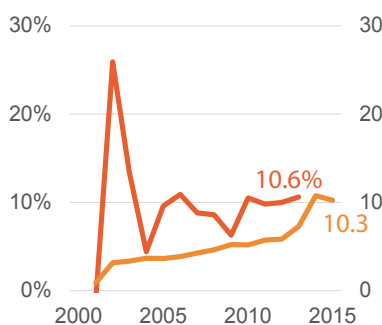


Total unemployment (left axis) Female labour force participation (right axis)

Public finances, monetary and financial data

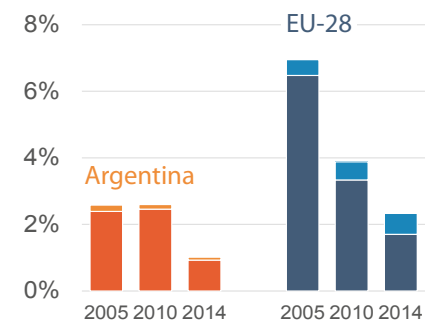


Public debt (% of GDP) Surplus/deficit (% of GDP)



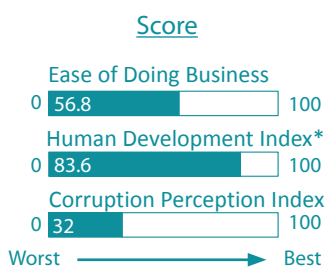
AG peso/€ exchange rate Inflation rate AG (%)

FDI and remittances to Argentina and the EU-28



Remittances received (% of GDP) FDI net inflows (% of GDP)

Argentina business environment and socio-economic indicators



Rank

121/189

40/188

107/168



104/142

The **Ease of Doing Business's** 'distance to frontier' score assesses the overall level of regulatory performance of a country. It ranges from 0='lowest performance' to 100='the frontier', the best performance observed worldwide each year.

The **Human Development Index (HDI)** measures the average achievement in key dimensions of human development. It is based on life expectancy at birth, average duration of education and GDP per capita. It ranges from 0 to 100. 'High human development countries' (UN) are in the range between 70 and 80.

The **Corruption Perception Index** measures the perceived levels of public sector corruption worldwide. Scores range from 0 (highly corrupt) to 100 (very clean). In 2015, two thirds of the countries scored below 50.

The **GINI Index** measures the deviation of the distribution of income among individuals or households within a country from a perfectly equal distribution. It is hence a measure of inequality in income distribution. A value of 0 represents absolute equality, a value of 100 absolute inequality.

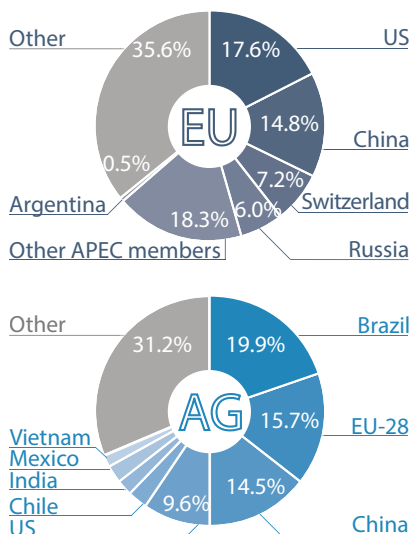


EU trade with Argentina



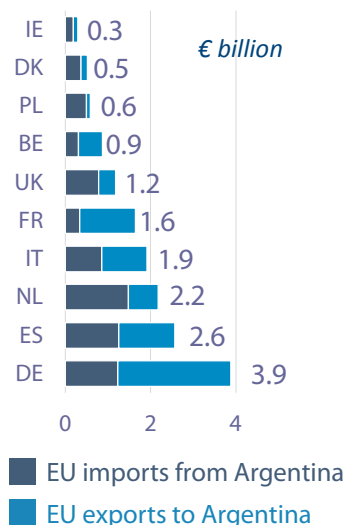
Main trade partners (2015)

Trade in goods, exports plus imports

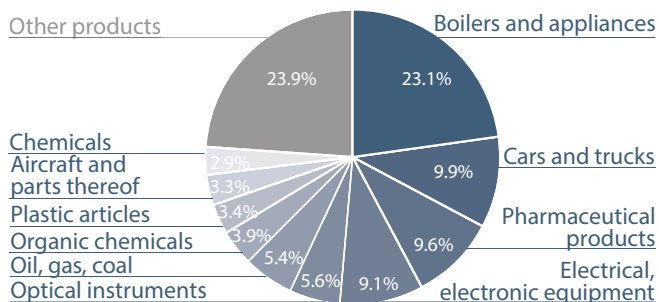


Top EU partners (2015)

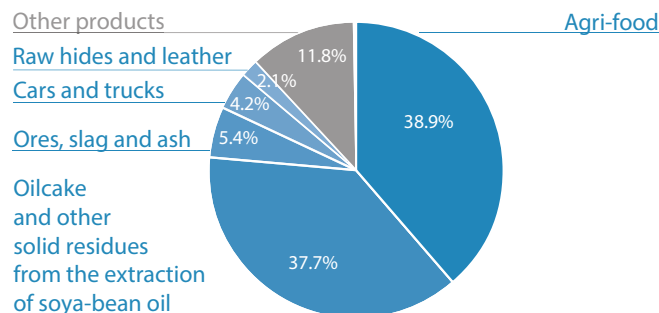
Trade in goods



EU exports to Argentina (2015)



EU imports of goods from Argentina (2015)

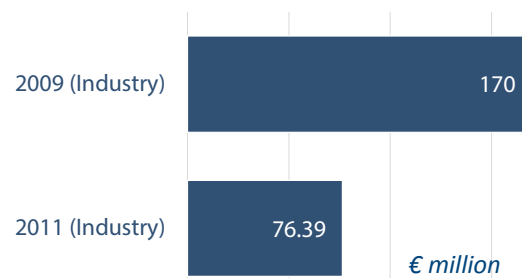


EU grants paid to Argentinian beneficiaries (2014)



Preferential loans to Argentina

EIB Finance contracts signed with Argentina 2009-2011 (€ million)*



*Due to Argentina's financial situation, no EIB contracts have been signed with this country since 2011, but after its return to the financial markets, operations are being planned again.

Notes

GlobalStat is a project developed by the European University Institute's Global Governance Programme (Italy) and the Francisco Manuel dos Santos Foundation (Portugal). Data sources for page 1: GDP figures, inflation and exchange rates are from IMF [WEQ](#) (April 2016) and [Eurostat](#) (2016); Labour market data are from ILO [KILM](#) (2015); FDI and remittances data are estimates from World Bank staff based on IMF BoP data (2016); HDI and GINI indexes are from [UNDP HDR](#) (2015) and are re-scaled (*) from 0-1 to 0-100 for better comparability; CPI is from [Transparency International](#) (2015); Doing Business data are from the [World Bank Group - Doing Business Unit](#) (2016). Data sources for page 2: EU trade with Argentina, Main trade partners (EU), Top EU partners (goods), EU exports to Argentina (%) and EU imports from Argentina (%) are from [ComExt](#), [Eurostat](#); main trade partners (Argentina) are from [IME](#); EU grants paid to Argentinian beneficiaries (2014) are from European Commission; Preferential loans to Argentina are from [European Investment Bank \(EIB\)](#).

Disclaimer and Copyright. The content of this document is the sole responsibility of the authors and any opinions expressed therein do not necessarily represent the official position of the European Parliament and of the European University Institute. It is addressed to the Members and staff of the EP for their parliamentary work. Reproduction and translation for non-commercial purposes are authorised, provided the source is acknowledged and the European Parliament and GlobalStat are given prior notice and sent a copy. © European Union & GlobalStat, 2016.

eprs@ep.europa.eu (mail) – <http://www.eprs.ep.parl.union.eu> (intranet) – <http://www.europarl.europa.eu/thinktank> (internet) – <http://epthinktank.eu> (blog) – globalstat@eui.eu (mail) – <http://www.globalstat.eu> (internet)