

# BELGIUM

Socio-demographic trendlines - EP Eurobarometer (2007-2018)

Edition 4 (October 2018)

Directorate-General for Communication  
Public Opinion Monitoring Unit



European Parliament

# CONTENTS

---

- My voice counts in the European Union.....3
- Membership of the European Union.....7
- Benefits of membership.....11
- Reasons behind the benefits.....15
- Image of the European Parliament.....18
- Role of the European Parliament.....22
- Campaign Topics.....26

# MY VOICE COUNTS IN THE EUROPEAN UNION

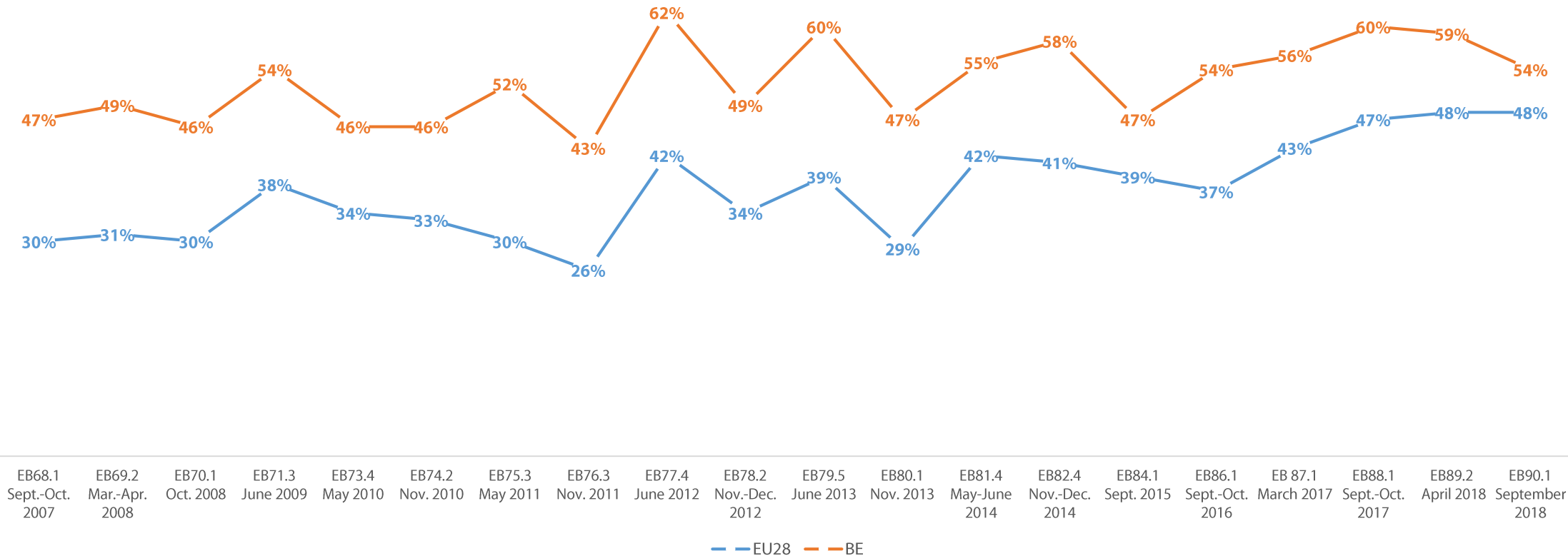
---

# DIFFERENCES BETWEEN THE EU AND BELGIUM

My voice counts in the European union

Please tell me to what extent you agree or disagree with each of the following statements: My voice counts in the EU

Answer: Total "Agree" (%)

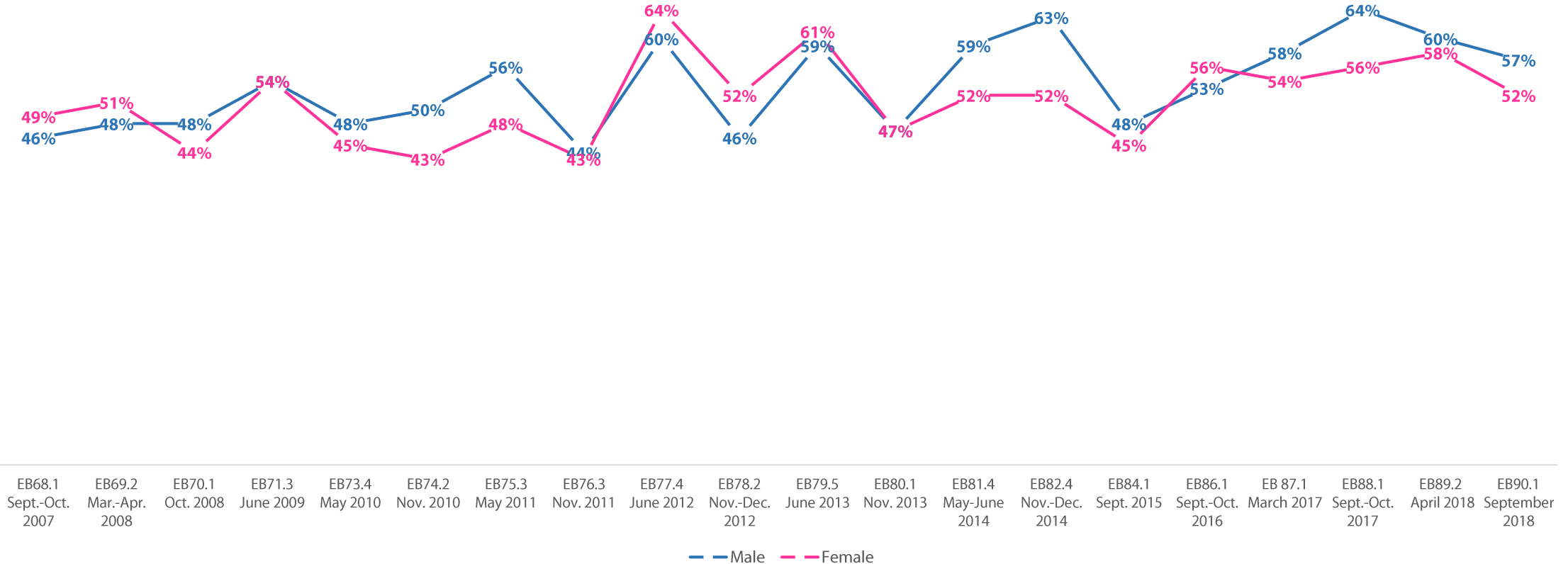


# GENDER

My voice counts in the European union

Please tell me to what extent you agree or disagree with each of the following statements: My voice counts in the EU

Answer: Total "Agree" (%)

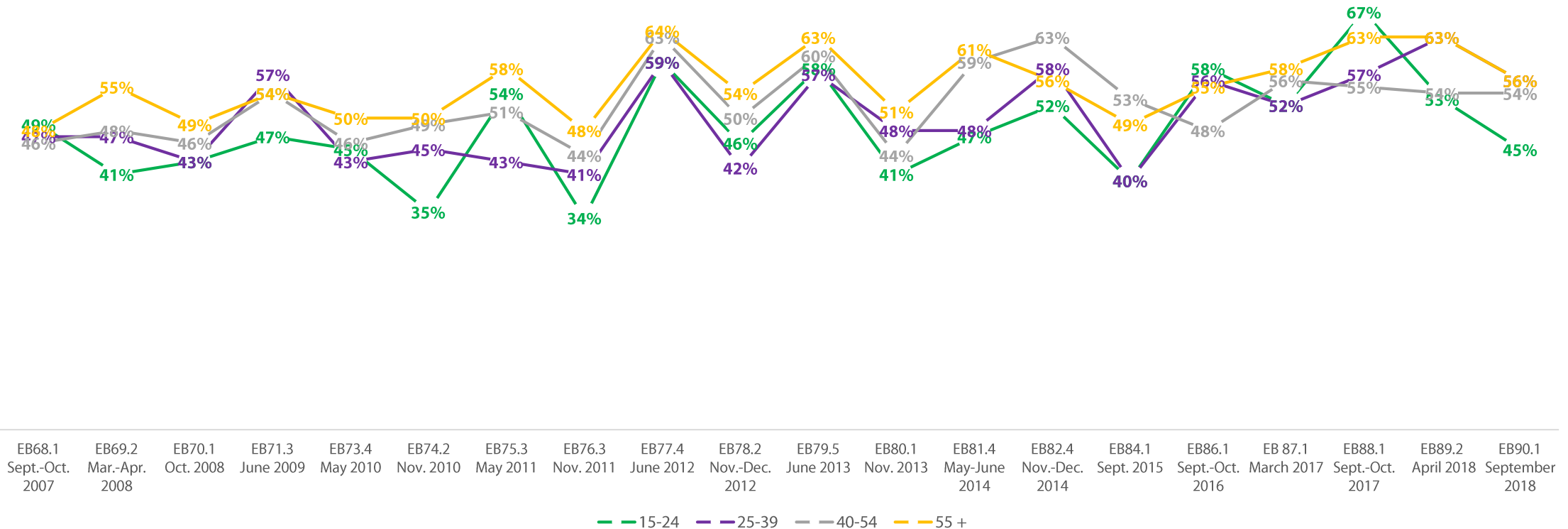


# AGE

My voice counts in the European union

Please tell me to what extent you agree or disagree with each of the following statements: My voice counts in the EU

Answer: Total "Agree" (%)



# MEMBERSHIP OF THE EUROPEAN UNION

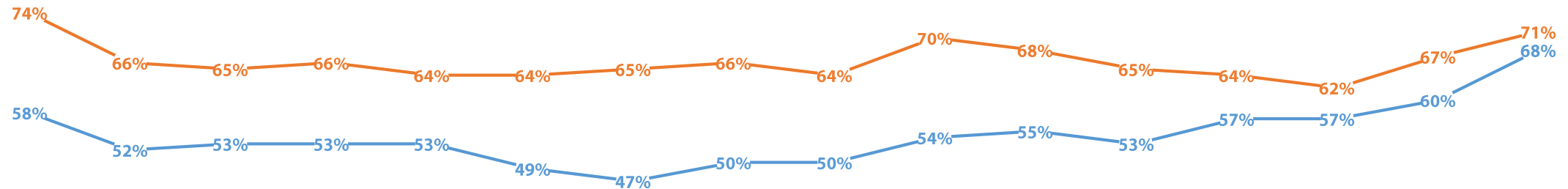
---

# DIFFERENCES BETWEEN THE EU AND BELGIUM

## Membership of the European Union

Generally speaking, do you think that Belgium's membership of the EU is...?

Answer: Total "a good thing" (%)



EB68.1 Sept.-Oct. 2007 EB69.2 Mar.-Apr. 2008 EB70.1 Oct. 2008 EB71.3 June 2009 EB72.4 Oct.-Nov. 2009 EB73.4 May 2010 EB75.3 May 2011 EB77.4 June 2012 EB79.5 June 2013 EB82.4 Nov.-Dec. 2014 EB84.1 Sept. 2015 EB86.1 Sept.-Oct. 2016 EB 87.1 March 2017 EB88.1 Sept.-Oct. 2017 EB89.2 April 2018 EB90.1 September 2018

— EU28 — BE

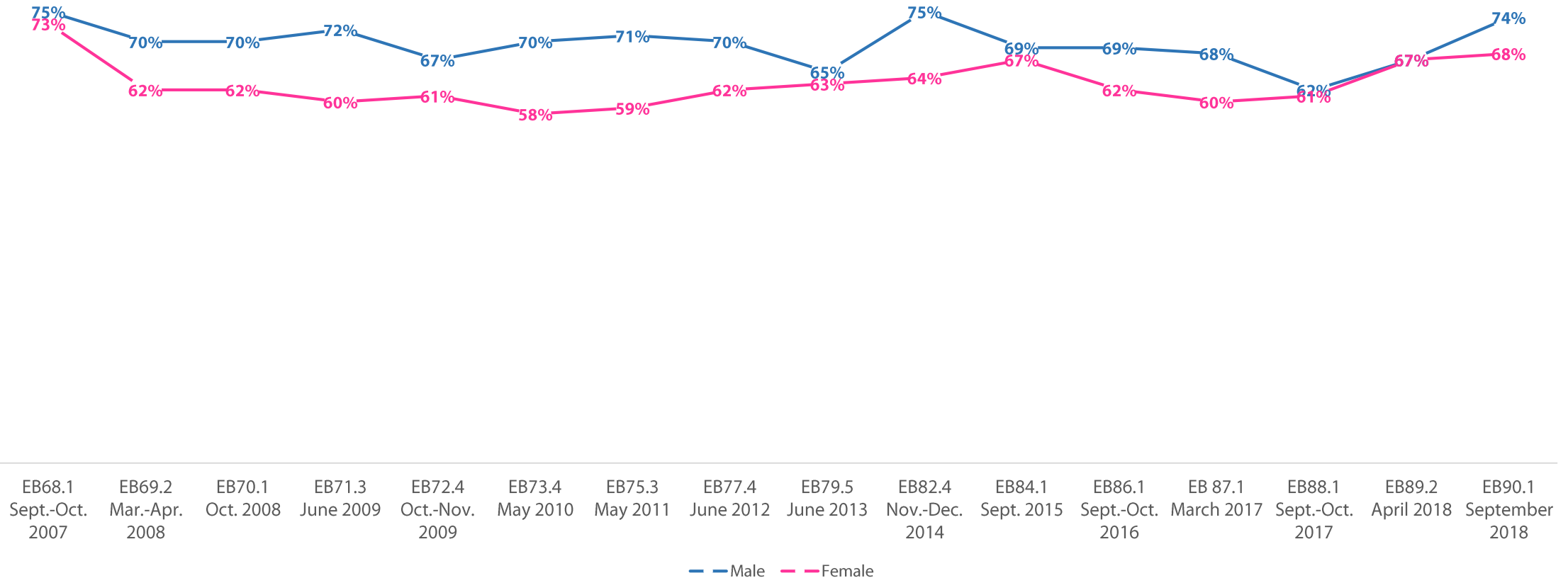


# GENDER

## Membership of the European Union

Generally speaking, do you think that Belgium's membership of the EU is...?

Answer: Total "a good thing" (%)

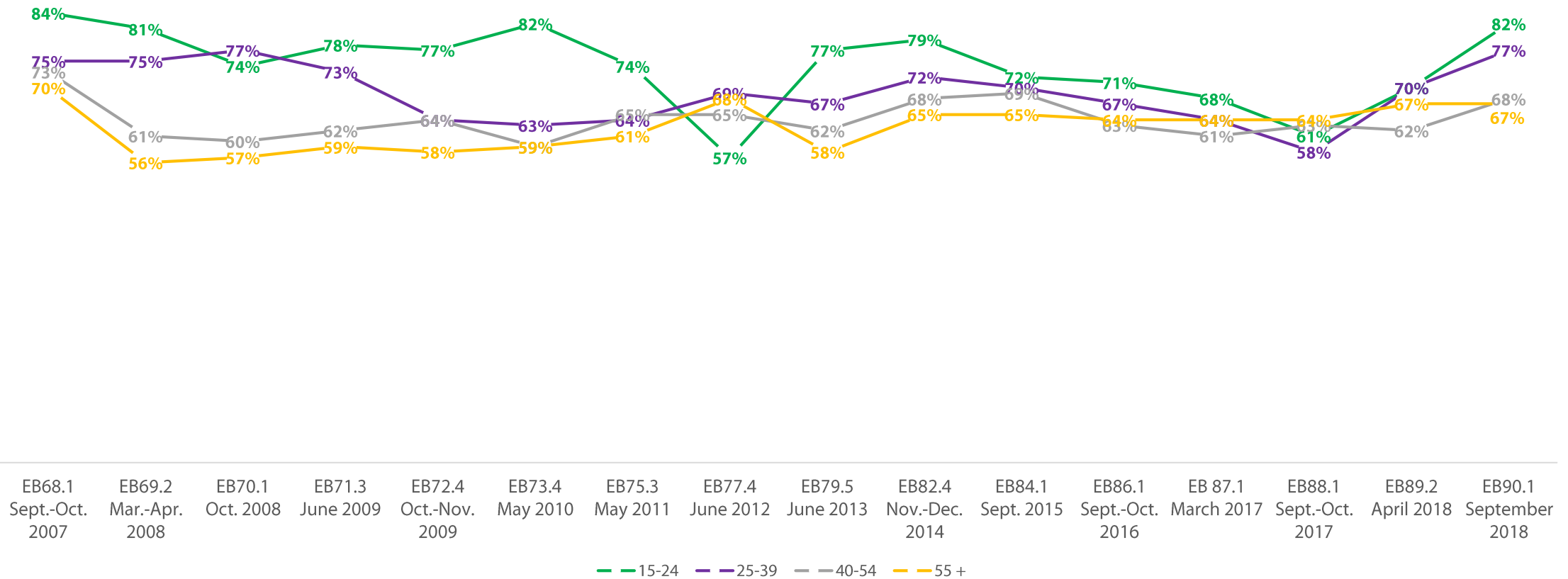


# AGE

## Membership of the European Union

Generally speaking, do you think that Belgium's membership of the EU is...?

Answer: Total "a good thing" (%)



# BENEFITS OF MEMBERSHIP

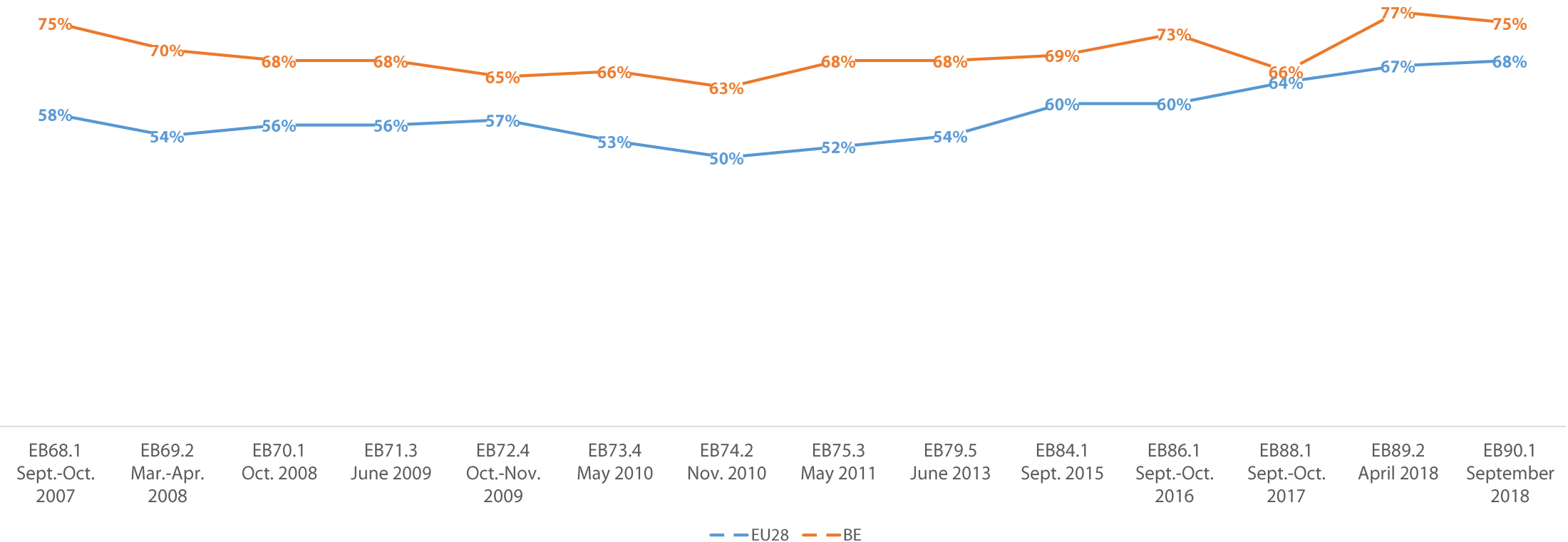
---

# DIFFERENCES BETWEEN THE EU AND BELGIUM

## Benefits of membership

Taking everything into account, would you say that Belgium has on balance benefited or not from being a member of the EU?

Answer: Total "Benefited" (%)

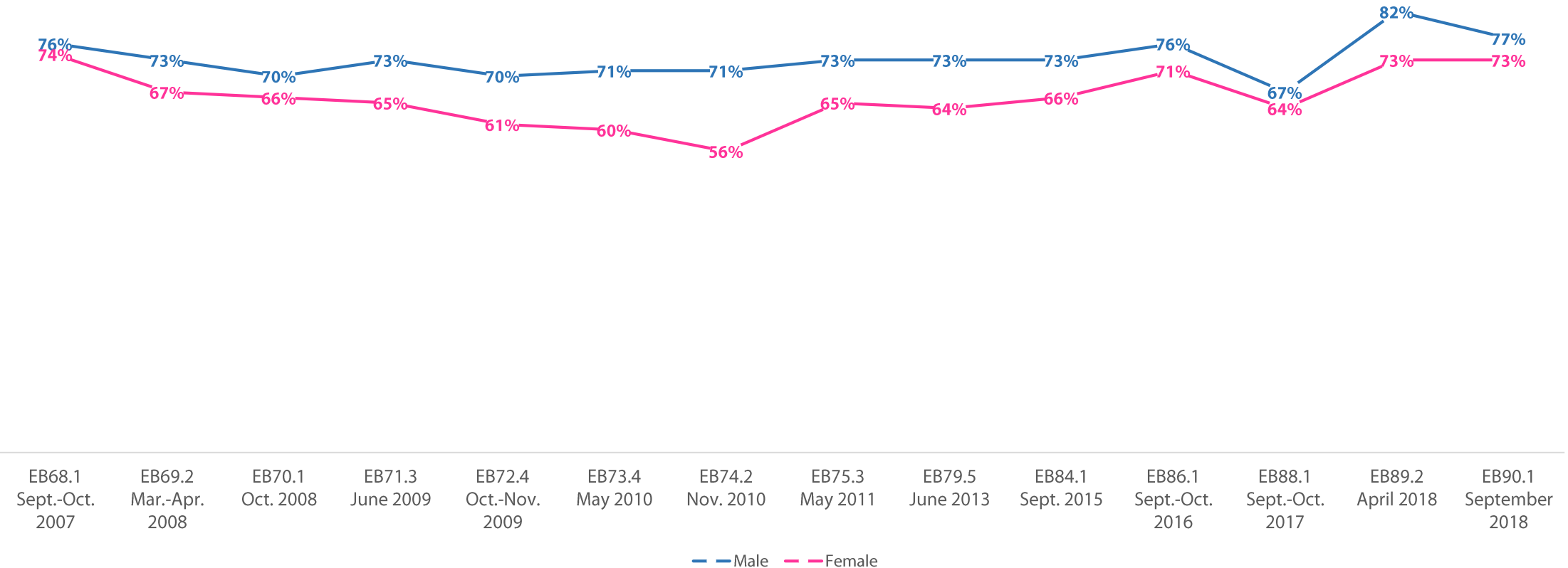


# GENDER

## Benefits of membership

Taking everything into account, would you say that Belgium has on balance benefited or not from being a member of the EU?

Answer: Total "Benefited" (%)

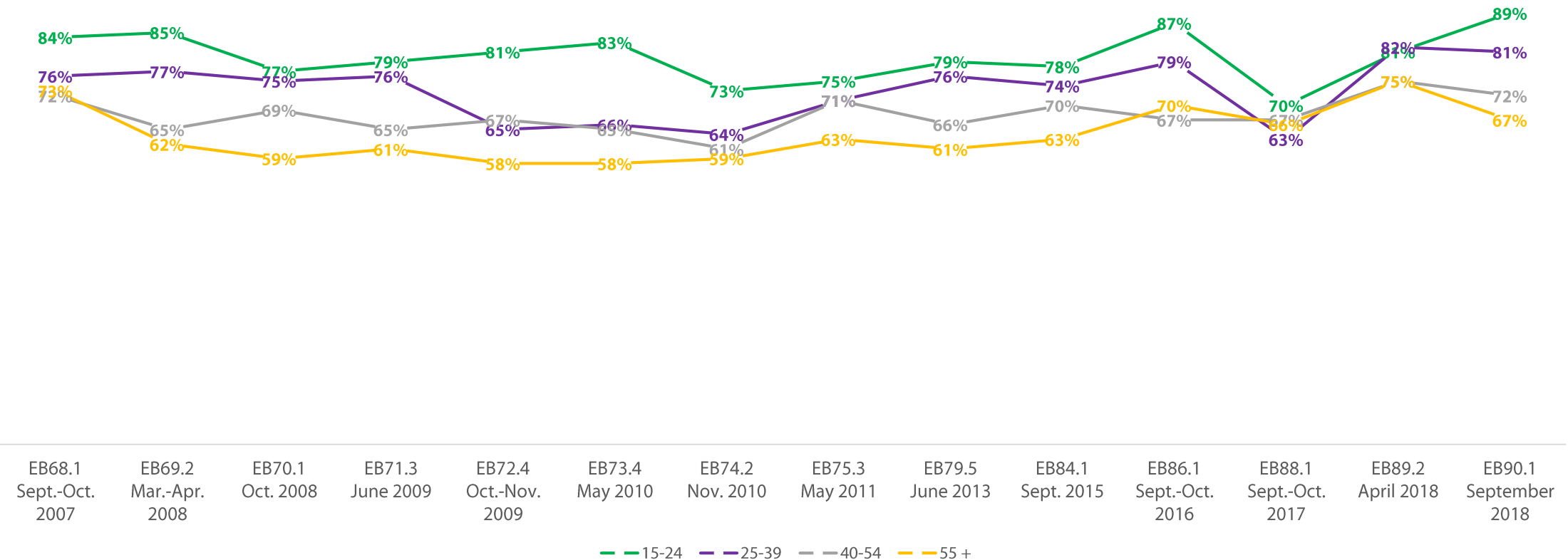


# AGE

## Benefits of membership

Taking everything into account, would you say that Belgium has on balance benefited or not from being a member of the EU?

Answer: Total "Benefited" (%)



# REASONS BEHIND THE BENEFITS

---

# DIFFERENCES BETWEEN THE EU AND BELGIUM

Reasons behind the benefits

Which of the following are the main reasons for thinking that Belgium has benefited from being a member of the EU?

	EU28			BE		
	EB88.1 Sept.-Oct. 2017	EB90.1 Sept. 2018	Diff.	EB88.1 Sept.-Oct. 2017	EB90.1 Sept. 2018	Diff.
The EU contributes to democracy in (OUR COUNTRY)	12%	13%	+1	14%	15%	+1
The EU contributes to maintaining peace and strengthening security	30%	30%	=	28%	24%	-4
The EU contributes to economic growth in (OUR COUNTRY)	36%	38%	+2	31%	32%	+1
Membership of the EU improves co-operation between (OUR COUNTRY) and the other countries of the EU	30%	31%	+1	26%	27%	+1
Membership of the EU improves co-operation between (OUR COUNTRY) and countries outside the EU	17%	19%	+2	13%	23%	+10
(NATIONALITY) people have an important influence in decisions made at EU level	11%	12%	+1	8%	10%	+2
The EU gives (NATIONALITY) people a stronger say in the world	20%	22%	+2	27%	28%	+1
The EU improves (NATIONALITY) people's standard of living	19%	22%	+3	17%	18%	+1
The EU helps (OUR COUNTRY) in the fight against terrorism	18%	15%	-3	28%	23%	-5
The EU helps (OUR COUNTRY) to tackle climate change	11%	11%	=	21%	16%	-5
The EU brings (NATIONALITY) people new work opportunities	28%	31%	+3	18%	20%	+2
You are generally in favour of the EU (SPONTANEOUS)	1%	0%	-1	4%	0%	-4
Other (SPONTANEOUS)	1%	1%	=	1%	1%	=
DK	2%	2%	=	0%	1%	+1



# GENDER AND AGE

## Reasons behind the benefits

### Which of the following are the main reasons for thinking that Belgium has benefited from being a member of the EU?

	Men			Women			15-24			25-39			40-54			55+		
	EB88.1 Sept.- Oct. 2017	EB90.1 Sept. 2018	Diff.	EB88.1 Sept.- Oct. 2017	EB90.1 Sept. 2018	Diff.	EB88.1 Sept.- Oct. 2017	EB90.1 Sept. 2018	Diff.	EB88.1 Sept.- Oct. 2017	EB90.1 Sept. 2018	Diff.	EB88.1 Sept.- Oct. 2017	EB90.1 Sept. 2018	Diff.	EB88.1 Sept.- Oct. 2017	EB90.1 Sept. 2018	Diff.
The EU contributes to democracy in (OUR COUNTRY)	18%	14%	-4	11%	15%	+4	19%	18%	-1	15%	16%	+1	12%	10%	-2	14%	15%	+1
The EU contributes to maintaining peace and strengthening security	26%	26%	=	30%	22%	-8	23%	20%	-3	28%	23%	-5	23%	27%	+4	32%	25%	-7
The EU contributes to economic growth in (OUR COUNTRY)	32%	32%	=	30%	31%	+1	26%	25%	-1	25%	30%	+5	40%	37%	-3	31%	33%	+2
Membership of the EU improves co-operation between (OUR COUNTRY) and the other countries of the EU	28%	28%	=	24%	26%	+2	20%	23%	+3	28%	34%	+6	29%	25%	-4	24%	25%	+1
Membership of the EU improves co-operation between (OUR COUNTRY) and countries outside the EU	13%	23%	+10	13%	22%	+9	6%	18%	+12	13%	27%	+14	19%	24%	+5	12%	21%	+9
(NATIONALITY) people have an important influence in decisions made at EU level	8%	11%	+3	8%	9%	+1	3%	11%	+8	10%	9%	-1	5%	9%	+4	11%	11%	=
The EU gives (NATIONALITY) people a stronger say in the world	26%	30%	+4	28%	26%	-2	31%	22%	-9	28%	30%	+2	22%	33%	+11	28%	26%	-2
The EU improves (NATIONALITY) people's standard of living	21%	20%	-1	12%	15%	+3	20%	20%	=	11%	16%	+5	20%	14%	-6	16%	20%	+4
The EU helps (OUR COUNTRY) in the fight against terrorism	26%	20%	-6	31%	26%	-5	19%	21%	+2	29%	20%	-9	27%	26%	-1	32%	23%	-9
The EU helps (OUR COUNTRY) to tackle climate change	20%	15%	-5	23%	16%	-7	17%	17%	=	24%	15%	-9	21%	15%	-6	21%	16%	-5
The EU brings (NATIONALITY) people new work opportunities	19%	23%	+4	18%	18%	=	19%	15%	-4	20%	23%	+3	20%	20%	=	15%	21%	+6
You are generally in favour of the EU (SPONTANEOUS)	6%	0%	-6	2%	0%	-2	5%	1%	-4	4%	0%	-4	3%	0%	-3	4%	0%	-4
Other (SPONTANEOUS)	1%	1%	=	1%	1%	=	3%	0%	-3	1%	0%	-1	0%	0%	=	1%	3%	+2
DK	0%	1%	+1	0%	1%	+1	0%	2%	+2	0%	0%	=	0%	1%	+1	0%	1%	+1

# IMAGE OF THE EUROPEAN PARLIAMENT

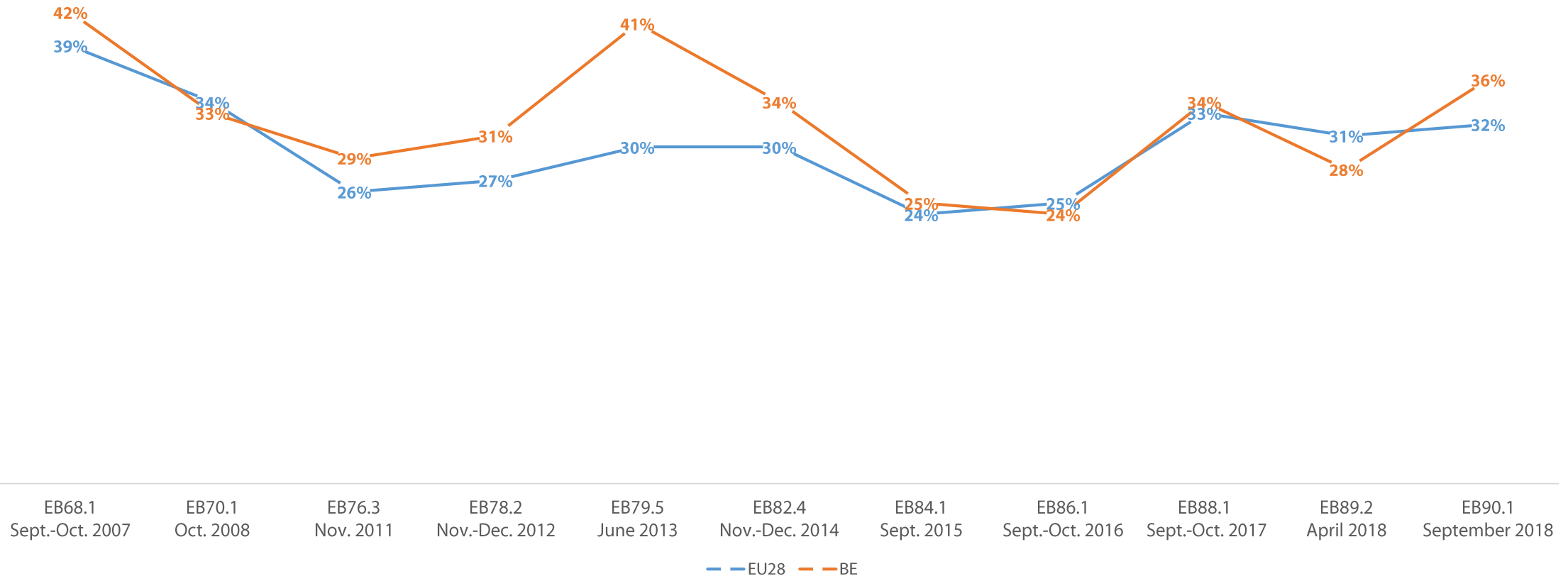
---

# DIFFERENCES BETWEEN THE EU AND BELGIUM

Image of the European Parliament

In general, does the EP conjure up for you a very positive, fairly positive, neutral, fairly negative or very negative image?

Answer: Total "positive" (%)

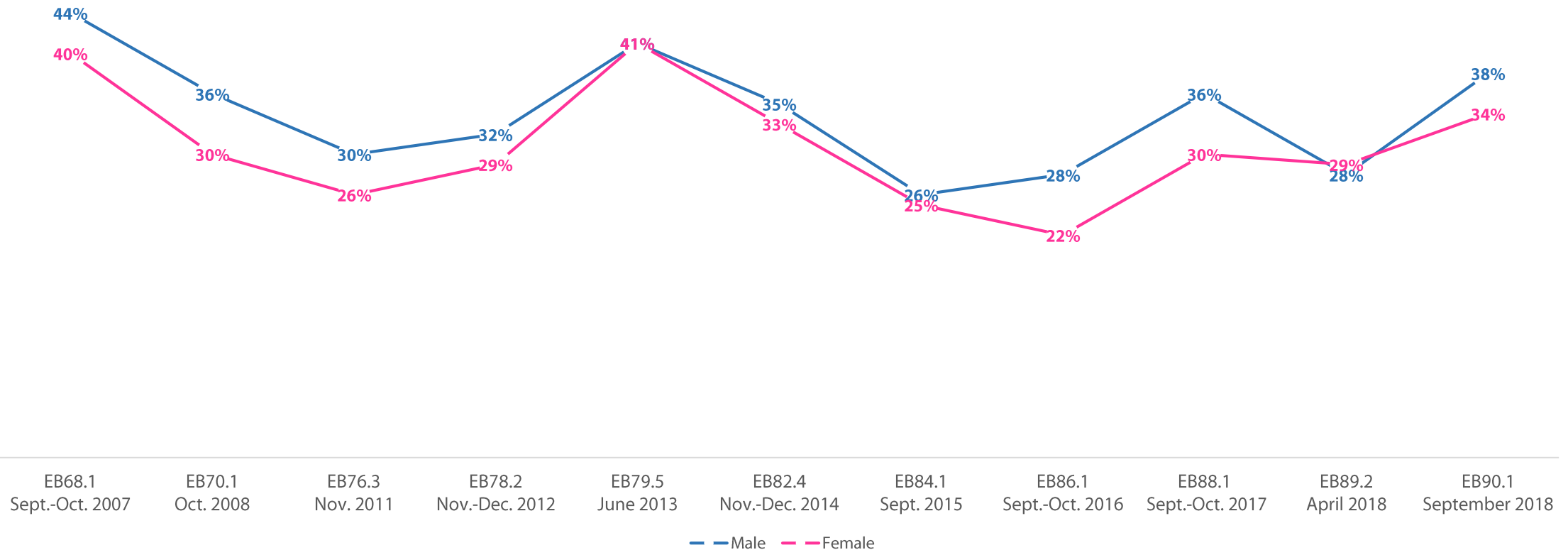


# GENDER

## Image of the European Parliament

In general, does the EP conjure up for you a very positive, fairly positive, neutral, fairly negative or very negative image?

Answer: Total "positive" (%)

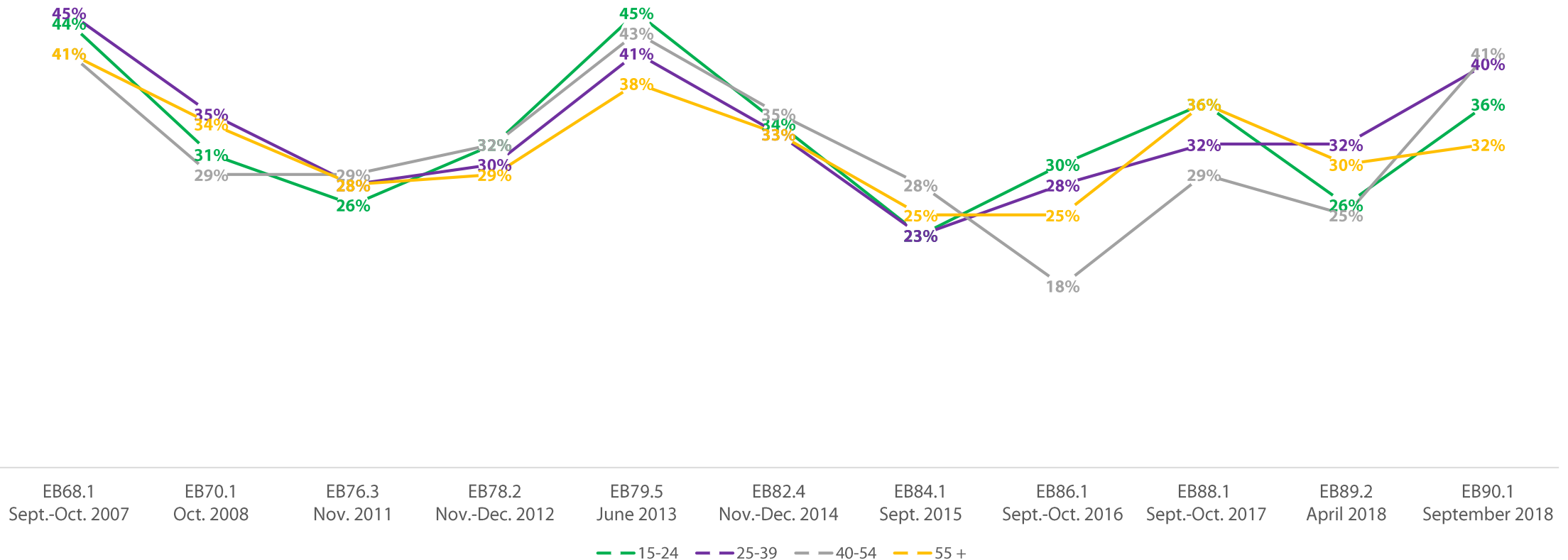


# AGE

## Image of the European Parliament

In general, does the EP conjure up for you a very positive, fairly positive, neutral, fairly negative or very negative image?

Answer: Total "positive" (%)



# ROLE OF THE EUROPEAN PARLIAMENT

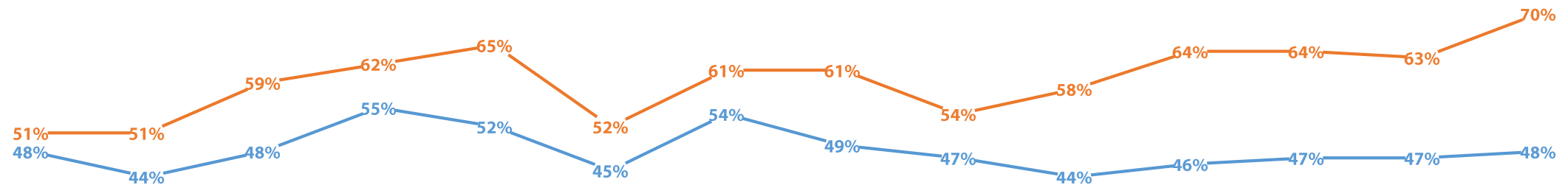
---

# DIFFERENCES BETWEEN THE EU AND BELGIUM

## Role of the European Parliament

Would you personally like to see the European Parliament play a more important or less important role than it currently does?

Answer: "More important" (%)



EB68.1 Sept.-Oct. 2007    EB70.1 Oct. 2008    EB71.1 Jan.-Feb. 2009    EB73.1 Jan.-Feb. 2010    EB74.3 Nov.-Dec. 2010    EB76.3 Nov. 2011    EB78.2 Nov.-Dec. 2012    EB79.5 June 2013    EB82.4 Nov.-Dec. 2014    EB84.1 Sept. 2015    EB86.1 Sept.-Oct. 2016    EB88.1 Sept.-Oct. 2017    EB89.2 April 2018    EB90.1 September 2018

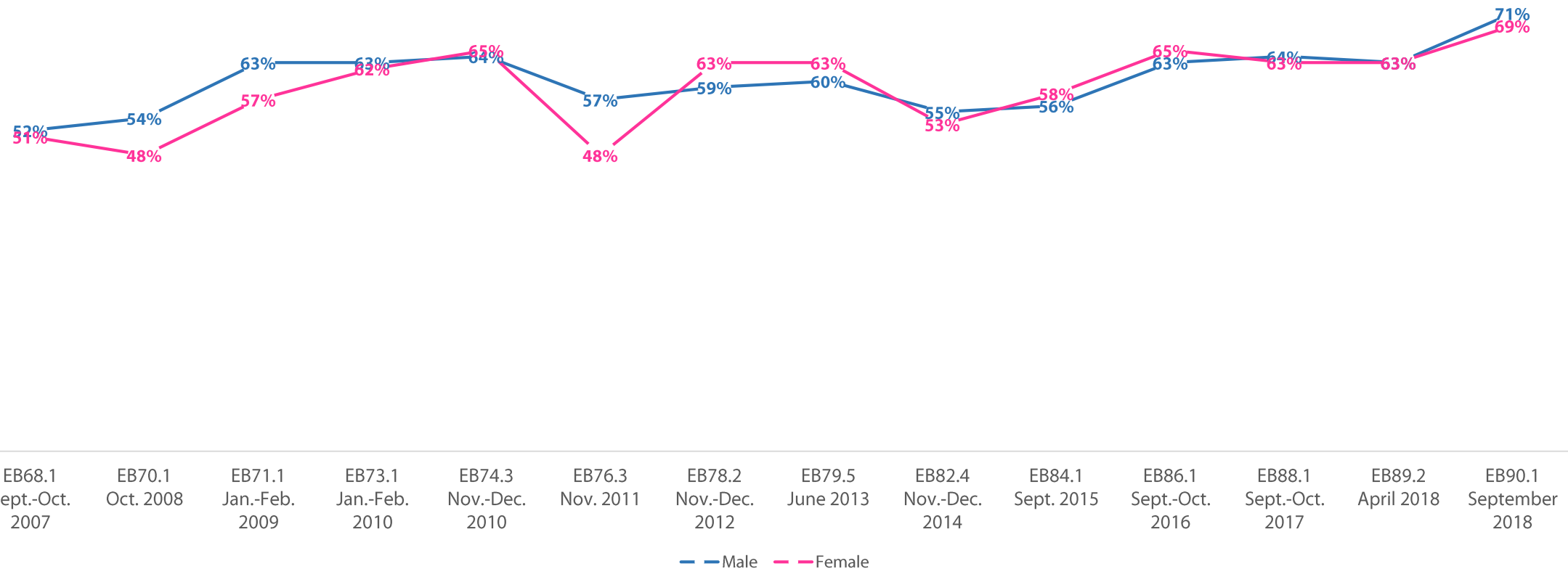
— EU28 — BE

# GENDER

## Role of the European Parliament

Would you personally like to see the European Parliament play a more important or less important role than it currently does?

Answer: "More important" (%)



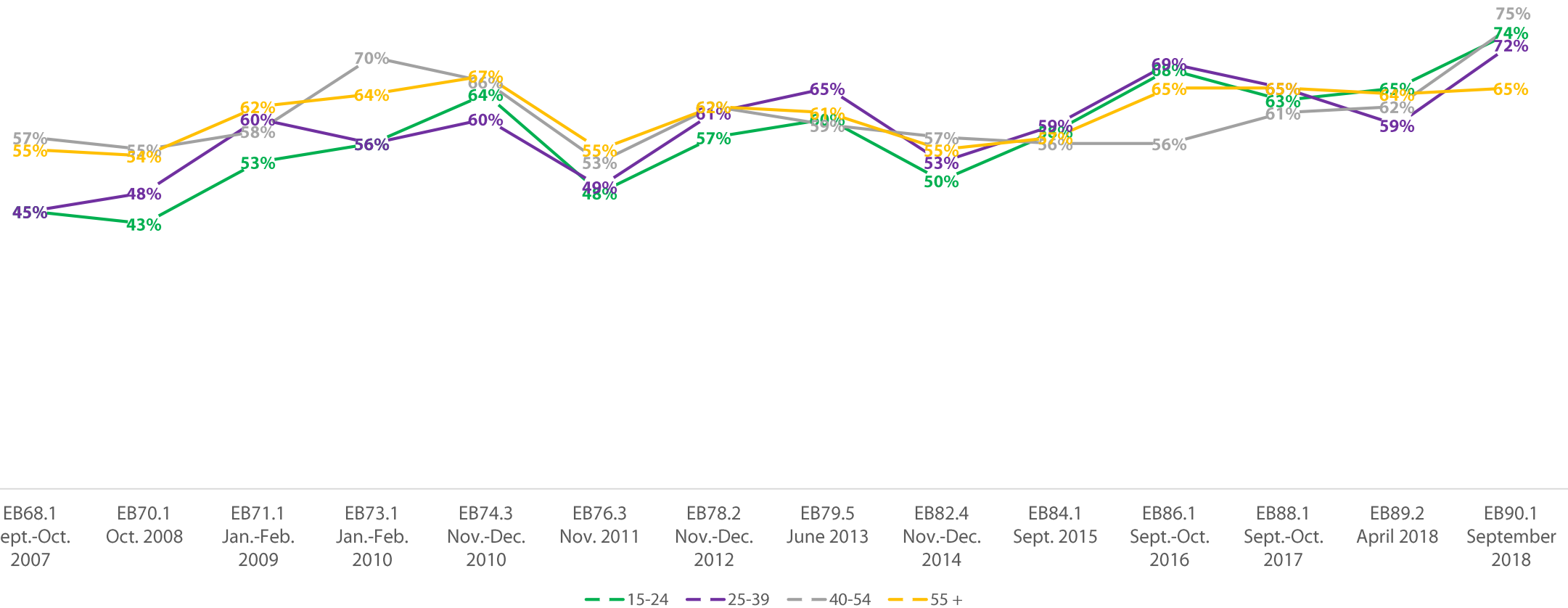


# AGE

## Role of the European Parliament

Would you personally like to see the European Parliament play a more important or less important role than it currently does?

Answer: "More important" (%)



# CAMPAIGN TOPICS

---

# DIFFERENCES BETWEEN THE EU AND BELGIUM

## Campaign topics

Which of the following themes should be discussed as a matter of priority during the electoral campaign for the next European Parliament elections? Firstly? And then?

	EU28			BE		
	EB89.2 April 2018	EB90.1 Sept. 2018	Diff.	EB89.2 April 2018	EB90.1 Sept. 2018	Diff.
Immigration	45%	50%	+5	44%	47%	+3
Economy and growth	42%	47%	+5	38%	46%	+8
Social protection of EU citizens	32%	32%	=	35%	33%	-2
Consumer protection and food safety	27%	27%	=	32%	29%	-3
Combating climate change and protecting the environment	35%	40%	+5	44%	47%	+3
Promoting human rights and democracy	32%	35%	+3	31%	28%	-3
Fight against terrorism	49%	44%	-5	49%	53%	+4
The way the EU should be working in the future	27%	29%	+2	24%	25%	+1
Combatting youth unemployment	48%	47%	-1	46%	46%	=
Security and defence policy	29%	28%	-1	24%	21%	-3
Protection of external borders	26%	27%	+1	22%	23%	+1
Protection of personal data	20%	17%	-3	27%	21%	-6
Other (SPONTANEOUS)	2%	2%	=	1%	1%	=
None/ You are not interested in these elections (SPONTANEOUS)	3%	3%	=	1%	1%	=
DK	2%	1%	-1	1%	1%	=

# GENDER AND AGE

## Campaign topics

Which of the following themes should be discussed as a matter of priority during the electoral campaign for the next European Parliament elections? Firstly? And then?

	Men			Women			15-24			25-39			40-54			55+		
	EB89.2 April 2018	EB90.1 Sept. 2018	Diff.	EB89.2 April 2018	EB90.1 Sept. 2018	Diff.	EB89.2 April 2018	EB90.1 Sept. 2018	Diff.	EB89.2 April 2018	EB90.1 Sept. 2018	Diff.	EB89.2 April 2018	EB90.1 Sept. 2018	Diff.	EB89.2 April 2018	EB90.1 Sept. 2018	Diff.
Immigration	44%	48%	+4	44%	45%	+1	39%	43%	+4	47%	45%	-2	41%	48%	+7	45%	48%	+3
Economy and growth	43%	52%	+9	34%	39%	+5	41%	32%	-9	41%	48%	+7	42%	47%	+5	33%	48%	+15
Social protection of EU citizens	36%	30%	-6	33%	36%	+3	22%	18%	-4	35%	35%	=	40%	39%	-1	36%	34%	-2
Consumer protection and food safety	30%	28%	-2	35%	30%	-5	24%	15%	-9	35%	32%	-3	33%	28%	-5	34%	33%	-1
Combating climate change and protecting the environment	41%	45%	+4	46%	48%	+2	49%	46%	-3	42%	48%	+6	43%	48%	+5	43%	45%	+2
Promoting human rights and democracy	32%	26%	-6	30%	30%	=	37%	27%	-10	31%	27%	-4	30%	26%	-4	30%	30%	=
Fight against terrorism	46%	50%	+4	51%	55%	+4	43%	51%	+8	48%	43%	-5	47%	63%	+16	52%	53%	+1
The way the EU should be working in the future	25%	31%	+6	24%	19%	-5	20%	20%	=	26%	29%	+3	26%	25%	-1	24%	25%	+1
Combatting youth unemployment	46%	45%	-1	46%	47%	+1	46%	54%	+8	52%	46%	-6	45%	47%	+2	42%	42%	=
Security and defence policy	25%	25%	=	22%	18%	-4	19%	13%	-6	26%	21%	-5	24%	22%	-2	24%	24%	=
Protection of external borders	25%	28%	+3	19%	19%	=	14%	15%	+1	20%	21%	+1	22%	25%	+3	26%	26%	=
Protection of personal data	26%	21%	-5	27%	22%	-5	34%	21%	-13	25%	22%	-3	28%	22%	-6	24%	21%	-3
Other (SPONTANEOUS)	1%	0%	-1	1%	2%	+1	0%	0%	=	0%	2%	+2	1%	0%	-1	2%	2%	=
None/ You are not interested in these elections (SPONTANEOUS)	1%	0%	-1	1%	1%	=	1%	1%	=	0%	1%	+1	2%	0%	-2	2%	0%	-2
DK	0%	1%	+1	0%	0%	=	0%	0%	=	0%	0%	=	0%	0%	=	1%	1%	=

# TECHNICAL SPECIFICATIONS

- Population: Around 1000 respondents (15 years old +) per survey
- Methodology: Face-to-face – Eurobarometer surveys carried out by Kantar Public
- Margin of error: For this sample size the actual percentage would vary within the following intervals:

Percentages observed	10% or 90%	20% or 80%	30% or 70%	40% or 60%	50%
Margin of error	+/- 1.9 points	+/- 2.5 points	+/- 2.7 points	+/- 3.0 points	+/- 3.1 points

Example: If a result is given in this document as 35%, the actual percentage across the whole population might vary between 32.3% and 37.7%.

## CONTACT

Public Opinion Monitoring Unit  
Philipp M. Schulmeister / Head of Unit  
[public.opinion.monitoring@europarl.europa.eu](mailto:public.opinion.monitoring@europarl.europa.eu)