

Emotions and political engagement towards the EU



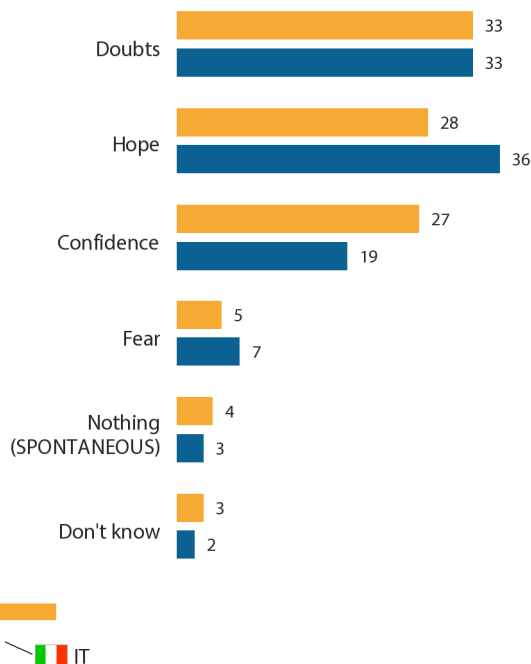
25.564 interviews
 02 - 09/04/2019
 1.000 interviews
 02 - 03/04/2019
 Methodology: telephone

ITALY

FLASH EUROBAROMETER 4021

I. FIRST FEELINGS WHEN THINKING OF THE EU

Q1 When you think of the EU, what feeling first comes to mind? (%)



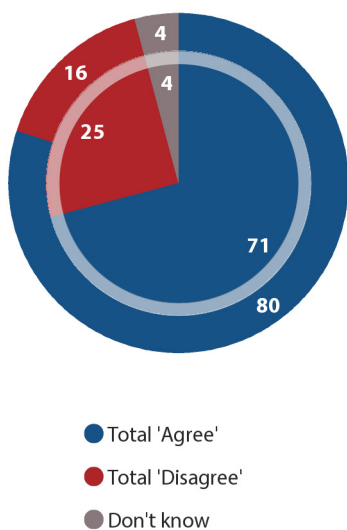
Q1 When you think of the EU, what feeling first comes to mind? (%)

Answer:	EU27 (%)	IT (%)
Total 'Positive emotions'	55	55
Age		
15-24	58	63
25-39	55	56
40-54	54	53
55+	55	55
Gender		
Man	57	57
Woman	54	54

Socio-demographic breakdown

II. SENSE OF TOGETHERNESS IN THE EU

Q2 To what extent do you agree or disagree with the following statement: what brings European citizens together is more important than what separates them. (%)



EU27 Outer pie IT Inner pie

Q2 To what extent do you agree or disagree with the following statement: what brings European citizens together is more important than what separates them. (%)

Answer: Total 'Agree'	EU27 (%)	IT (%)
TOTAL	80	71
Age		
15-24	83	84
25-39	81	75
40-54	78	65
55+	78	71
Gender		
Man	79	70
Woman	80	73

Socio-demographic breakdown

Emotions and political engagement towards the EU



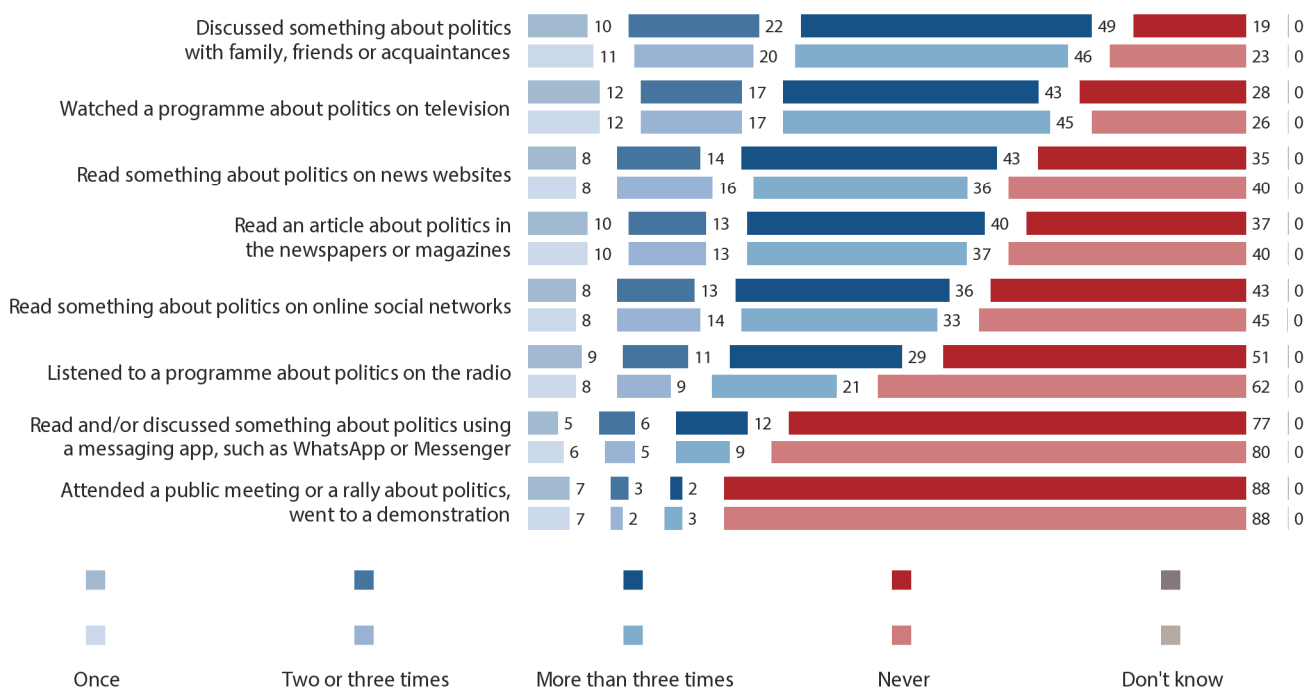
25.564 interviews
 02 - 09/04/2019
 1.000 interviews
 02 - 03/04/2019
 Methodology: telephone

ITALY

FLASH EUROBAROMETER 4021

III. ENGAGEMENT WITH ACTIVITIES RELATED TO POLITICS

Q3 Over the last four weeks, how often did you do each of the following things related to politics, whether at the local, national or European level: (%)



Q3.1 Over the last four weeks, how often did you do each of the following things related to politics, whether at the local, national or European level: **Watched a programme about politics on television (%)**

Answer:	EU27	IT
Total 'At least once'	72	74
Age		
15-24	62	69
25-39	62	67
40-54	72	73
55+	81	79
Gender		
Man	73	71
Woman	72	77

Socio-demographic breakdown

Q3.5 Over the last four weeks, how often did you do each of the following things related to politics, whether at the local, national or European level: **Read something about politics on online social networks (%)**

Answer:	EU27	IT
Total 'At least once'	57	55
Age		
15-24	85	90
25-39	73	76
40-54	59	57
55+	38	33
Gender		
Man	59	58
Woman	54	52

Socio-demographic breakdown