

# CLOSER TO THE CITIZENS, CLOSER TO THE BALLOT



























COMPLETE SURVEY RESULTS

SPRING EUROBAROMETER 2019  
Eurobarometer Survey 91.1 of the European Parliament  
A Public Opinion Monitoring Study






























































**QA1** Would you say that over the past years the European Parliament's role within the European Union has...? (%)

		Been strengthened		Been weakened		Stayed the same		Don't know
		February/March 2019	Diff. February/March 2019 - June 2013	February/March 2019	Diff. February/March 2019 - June 2013	February/March 2019	Diff. February/March 2019 - June 2013	February/March 2019
EU		21	-11	24	0	41	9	14
BE		18	-20	29	5	47	13	6
BG		20	-12	11	1	41	3	28
CZ		15	-20	20	6	55	10	10
DK		21	-31	24	10	40	13	15
DE		32	-15	19	8	36	6	13
EE		16	-9	19	2	42	3	23
IE		27	-5	24	-8	37	13	12
EL		14	-7	31	-11	47	16	8
ES		11	-9	32	-11	42	21	15
FR		14	-11	28	4	37	1	21
HR		24	-9	16	-5	50	17	10
IT		15	-16	33	5	40	8	12
CY		21	-5	10	-17	50	17	19
LV		15	-15	14	5	53	8	18
LT		11	-20	20	5	51	14	18
LU		23	-16	29	8	36	6	12
HU		28	-10	19	-1	45	13	8
MT		31	-11	14	-2	27	1	28
NL		46	-6	16	1	32	7	6
AT		24	-7	22	-4	48	11	6
PL		19	-14	16	0	47	7	18
PT		23	10	16	-22	42	13	19
RO		21	-22	24	13	42	12	13
SI		16	-18	30	3	44	13	10
SK		15	-24	19	1	56	20	10
FI		14	-13	27	7	48	8	11
SE		22	-12	29	9	36	6	13
UK		14	-7	35	3	28	-5	23





























**QA2** Would you personally like to see the European Parliament play a more important or less important role? (%)

		More important		Less important		No change/ As it is now (SPONTANEOUS)		Don't know
		February/March 2019	Diff. February/March 2019 - September	February/March 2019	Diff. February/March 2019 - September	February/March 2019	Diff. February/March 2019 - September	
EU		54	6	21	-6	15	0	10
BE		73	3	16	-7	4	1	7
BG		47	8	16	-8	17	-5	20
CZ		31	0	49	-3	7	-1	13
DK		32	5	35	-1	22	-6	11
DE		52	5	17	-2	25	-2	6
EE		34	-1	30	3	19	-2	17
IE		56	4	22	3	11	-6	11
EL		70	9	15	-5	11	-2	4
ES		71	0	11	2	11	-1	7
FR		55	0	23	2	6	-2	16
HR		50	3	28	-3	15	0	7
IT		48	7	28	-3	14	-3	10
CY		91	7	3	-4	3	-2	3
LV		56	4	21	-8	13	4	10
LT		66	7	12	-5	13	-1	9
LU		73	10	13	-1	8	-4	6
HU		52	4	27	-5	15	0	6
MT		68	11	6	-8	7	-8	19
NL		53	5	36	-2	8	-2	3
AT		40	2	26	-6	29	2	5
PL		42	4	18	-10	24	4	16
PT		70	6	3	-3	10	-4	17
RO		66	3	19	-6	8	2	7
SI		62	16	18	-9	14	-7	6
SK		39	4	35	-6	15	1	11
FI		48	7	32	-8	9	-1	11
SE		51	17	31	-4	11	-11	7
UK		33	1	42	-3	7	-2	18





























**QA3** If a referendum was held tomorrow regarding (OUR COUNTRY)'s membership of the EU, how would you vote?  
(%)

		You would vote to leave the EU		You would vote to remain in the EU		You would not know what to do/ You are not sure		You wouldn't vote/ You never vote (SPONTANEOUS)		Refusal (SPONTANEOUS)		Don't know
		February/March 2019	Diff. February/March 2019 - September	February/March 2019	Diff. February/March 2019 - September	February/March 2019	Diff. February/March 2019 - September	February/March 2019	Diff. February/March 2019 - September	February/March 2019	Diff. February/March 2019 - September	
EU		13	-4	66	2	17	1	2	1	0	0	2
BE		11	-1	75	3	14	-1	0	0	0	0	0
BG		12	-5	59	5	21	0	3	1	1	1	4
CZ		23	0	45	0	28	-1	2	1	0	0	2
DK		13	-1	76	-1	10	1	0	0	0	0	1
DE		10	1	77	-2	10	2	2	0	0	0	1
EE		9	-4	72	5	16	-1	1	0	1	1	1
IE		8	1	80	-3	9	1	1	0	0	0	2
EL		21	-2	60	1	16	1	2	0	0	0	1
ES		10	-1	73	2	16	-1	0	-1	0	0	1
FR		21	4	59	-3	18	-1	1	0	0	0	1
HR		17	-1	51	0	30	2	2	0	0	0	0
IT		18	-5	46	3	31	1	2	1	1	1	2
CY		19	-7	60	5	20	2	0	-1	0	0	1
LV		14	-2	63	0	21	2	1	0	0	0	1
LT		9	-3	71	5	19	-1	0	-1	0	0	1
LU		5	-2	83	0	11	3	1	1	0	0	0
HU		15	-2	63	4	21	-1	1	0	0	0	0
MT		11	-1	63	-2	18	4	1	-1	0	-1	7
NL		8	-3	86	6	6	-2	0	0	0	0	0
AT		21	1	56	2	21	0	1	-2	0	-1	1
PL		8	-3	70	-1	14	1	4	3	1	1	3
PT		7	-2	74	2	15	-1	3	1	0	0	1
RO		9	-6	69	8	20	1	1	-1	0	0	1
SI		14	-2	70	7	15	-1	1	-1	0	0	0
SK		11	-4	68	14	19	-3	0	-2	1	0	1
FI		14	-5	69	8	15	-3	1	1	0	0	1
SE		10	0	81	-1	9	1	0	0	0	0	0
UK		34	0	42	-9	17	6	4	2	1	1	2





























**QA3s** If a referendum was held tomorrow regarding (OUR COUNTRY)'s membership of the EU, how would you vote? (%)

		You would vote to leave the EU		You would vote to remain in the EU		You would not know what to do/ You are not sure	
		February/March 2019	Diff. February/March 2019 - September	February/March 2019	Diff. February/March 2019 - September	February/March 2019	Diff. February/March 2019 - September
EU		14	-3	68	2	18	1
BE		11	-1	75	2	14	-1
BG		13	-6	64	5	23	1
CZ		24	0	47	0	29	0
DK		13	-1	77	0	10	1
DE		10	0	80	-2	10	2
EE		9	-5	74	6	17	-1
IE		8	1	83	-2	9	1
EL		21	-3	62	1	17	2
ES		10	-1	74	2	16	-1
FR		21	4	60	-3	19	-1
HR		17	-2	52	0	31	2
IT		19	-5	49	5	32	0
CY		20	-6	60	4	20	2
LV		14	-3	65	1	21	2
LT		9	-3	72	5	19	-2
LU		5	-2	83	-2	12	4
HU		15	-2	64	3	21	-1
MT		12	-1	68	-4	20	5
NL		8	-3	86	6	6	-3
AT		21	-1	57	1	22	0
PL		9	-2	76	1	15	1
PT		7	-3	77	3	16	0
RO		9	-6	71	6	20	0
SI		14	-3	71	5	15	-2
SK		11	-5	69	10	20	-5
FI		14	-5	70	7	16	-2
SE		10	0	81	-2	9	2
UK		37	2	45	-8	18	6

**QA4T** In your opinion, when will the next European Parliament elections be held here in (OUR COUNTRY)?  
(%)

		This year/ In 2019	In May 2019	On 23, 24, 25, 26 May 2019	Next year/ in 2020	In two years/ In 2021	Other/ Another date	Total 'Correct answer'	Total 'Incorrect answer'	Don't know
		February/March 2019	February/March 2019	February/March 2019	February/March 2019	February/March 2019	February/March 2019	February/March 2019	February/March 2019	February/March 2019
EU		24	33	5	5	2	4	38	35	27
BE		16	51	8	6	4	5	59	31	10
BG		30	43	5	1	1	1	48	33	19
CZ		26	32	6	8	2	6	38	42	20
DK		20	25	7	11	5	8	32	44	24
DE		22	33	4	6	2	4	37	34	29
EE		25	31	1	4	2	3	32	34	34
IE		22	27	2	5	3	8	29	38	33
EL		25	52	5	1	0	2	57	28	15
ES		20	24	4	5	1	7	28	33	39
FR		22	31	3	4	2	3	34	31	35
HR		34	32	3	6	3	6	35	49	16
IT		21	44	7	4	2	2	51	29	20
CY		10	54	5	1	0	2	59	13	28
LV		26	27	2	4	2	5	29	37	34
LT		24	31	2	6	2	8	33	40	27
LU		17	46	15	3	2	2	61	24	15
HU		28	47	10	2	1	1	57	32	11
MT		10	63	10	1	0	2	73	13	14
NL		12	11	1	19	11	5	12	47	41
AT		23	35	9	8	2	3	44	36	20
PL		32	30	8	2	0	4	38	38	24
PT		35	27	6	1	0	2	33	38	29
RO		29	35	5	6	1	4	40	40	20
SI		32	41	5	3	1	4	46	40	14
SK		34	36	3	5	0	7	39	46	15
FI		29	26	0	9	5	2	26	45	29
SE		23	38	3	9	3	4	41	39	20

**QA5** The next European Parliament elections will be held in May 2019. How interested or not are you in these elections?  
(%)

		Very interested		Fairly interested		Not very interested		Not at all interested		Total 'Interested'		Total 'Not interested'		Don't know
		February/March 2019	Diff. February/March 2019 - September	February/March 2019	Diff. February/March 2019 - September	February/March 2019	Diff. February/March 2019 - September	February/March 2019	Diff. February/March 2019 - September	February/March 2019	Diff. February/March 2019 - September	February/March 2019	Diff. February/March 2019 - September	
EU		13	0	36	-2	33	4	17	-1	49	-2	50	3	1
BE		11	4	37	1	36	-3	16	-2	48	5	52	-5	0
BG		6	-1	29	-5	38	5	24	0	35	-6	62	5	3
CZ		2	0	14	-6	43	4	40	1	16	-6	83	5	1
DK		8	1	41	-1	40	-2	11	3	49	0	51	1	0
DE		22	-1	35	-4	31	8	11	-2	57	-5	42	6	1
EE		5	-1	30	-9	44	13	19	-3	35	-10	63	10	2
IE		20	3	38	-3	25	1	16	0	58	0	41	1	1
EL		13	4	37	2	31	-4	19	-2	50	6	50	-6	0
ES		10	-1	29	-8	37	9	23	0	39	-9	60	9	1
FR		14	3	32	1	28	-1	25	-3	46	4	53	-4	1
HR		7	-1	30	-8	39	11	24	-2	37	-9	63	9	0
IT		9	-2	42	1	33	3	13	-3	51	-1	46	0	3
CY		10	-3	26	-9	27	8	37	4	36	-12	64	12	0
LV		8	0	25	1	40	5	26	-5	33	1	66	0	1
LT		4	-3	32	-6	41	9	23	0	36	-9	64	9	0
LU		17	4	40	-2	30	3	12	-2	57	2	42	1	1
HU		11	0	39	-5	35	1	15	5	50	-5	50	6	0
MT		23	-4	34	-2	30	10	11	-2	57	-6	41	8	2
NL		11	-4	50	-3	33	10	6	-3	61	-7	39	7	0
AT		19	0	36	-2	32	3	11	-1	55	-2	43	2	2
PL		13	4	39	-4	27	-2	16	3	52	0	43	1	5
PT		8	2	30	-7	43	6	18	-1	38	-5	61	5	1
RO		15	1	34	-9	36	9	14	-1	49	-8	50	8	1
SI		8	1	33	-3	38	9	21	-6	41	-2	59	3	0
SK		4	2	34	8	41	-2	20	-7	38	10	61	-9	1
FI		8	-1	36	-8	45	12	11	-2	44	-9	56	10	0
SE		13	-4	49	3	32	2	6	0	62	-1	38	2	0






























QA6 The next European Parliament elections will be held in May 2019. How likely are you to vote in these elections? Please use a scale from 1 to 10, where '1' means "not at all likely" and '10' means "very likely".

(%)

		1 Not at all likely		2		3		4		5		6		7		8		9		10 Very likely		Total 'Not likely' (1-5 points)		Total 'Moderately likely' (6-7 points)		Total 'Likely' (8-9 points)		Very likely (10 points)		Don't know	
		February/March 2019	Diff.	February/March 2019 - September 2019	Diff.	February/March 2019 - September 2019	Diff.	February/March 2019 - September 2019	Diff.	February/March 2019 - September 2019	Diff.	February/March 2019 - September 2019	Diff.	February/March 2019 - September 2019	Diff.	February/March 2019 - September 2019	Diff.	February/March 2019 - September 2019	Diff.	February/March 2019 - September 2019	Diff.	February/March 2019 - September 2019	Diff.	February/March 2019 - September 2019	Diff.	February/March 2019 - September 2019	Diff.	February/March 2019 - September 2019	Diff.	February/March 2019 - September 2019	
EU		11	-1	3	0	4	0	3	0	10	-1	6	0	8	-2	11	0	7	0	35	4	31	-2	14	-2	18	0	35	4	2	
BE		6	-4	1	-1	2	0	2	-1	7	-4	5	0	5	-5	8	-1	6	-1	58	17	18	-10	10	-5	14	-2	58	17	0	
BG		10	-1	2	-1	4	-2	3	-1	11	0	7	-1	12	3	12	-1	9	2	24	2	30	-5	19	2	21	1	24	2	6	
CZ		25	3	5	0	8	0	5	1	18	1	6	0	7	-2	8	1	5	1	10	-6	61	5	13	-2	13	2	10	-6	3	
DK		5	1	2	0	2	1	2	1	6	0	2	-1	4	-1	7	1	5	0	65	-1	17	3	6	-2	12	1	65	-1	0	
DE		9	-1	2	0	4	1	1	-1	9	1	3	-1	6	1	10	1	7	-1	48	0	25	0	9	0	17	0	48	0	1	
EE		14	-1	3	-1	4	-1	3	0	14	3	6	0	6	0	7	-3	6	0	34	3	38	0	12	0	13	-3	34	3	3	
IE		13	6	2	0	2	-1	2	0	10	-1	5	-2	7	-2	10	-4	4	10	1	37	3	29	4	12	-4	20	-3	37	3	2
EL		9	-2	4	0	4	0	2	-2	12	-1	6	0	8	-3	13	-4	13	4	28	9	31	-5	14	-3	26	0	28	9	1	
ES		15	-2	4	1	5	1	3	0	12	2	4	-4	8	-3	11	-1	6	-1	31	7	39	2	12	-7	17	-2	31	7	1	
FR		16	-3	3	0	3	-1	3	0	9	-2	4	-1	6	-1	7	-1	4	-1	44	10	34	-6	10	-2	11	-2	44	10	1	
HR		13	-2	7	1	9	1	6	-1	15	1	8	0	9	-1	9	-2	7	2	17	2	50	0	17	-1	16	0	17	2	0	
IT		7	-1	2	0	4	-1	4	0	12	1	11	3	15	-2	17	0	7	-1	16	0	29	-1	26	1	24	-1	16	0	5	
CY		26	3	6	4	5	-1	3	0	9	-5	6	2	4	-5	9	-1	5	1	26	2	49	1	10	-3	14	0	26	2	1	
LV		17	2	5	1	4	-1	3	1	16	-1	6	0	7	-1	7	-1	5	0	29	1	45	2	13	-1	12	-1	29	1	1	
LT		9	-3	3	-1	3	-1	3	1	14	0	5	1	9	3	9	-2	9	2	35	0	32	-4	14	4	18	0	35	0	1	
LU		11	-1	4	1	4	-1	2	-2	8	-1	6	2	6	2	6	-4	5	-1	49	9	29	-4	12	2	10	-5	49	9	0	
HU		10	1	4	2	5	1	2	-1	11	-3	7	1	10	1	14	-2	8	0	28	0	32	0	17	2	22	-2	28	0	1	
MT		8	0	4	1	3	2	3	1	10	-1	2	-2	7	-2	15	1	11	2	36	-1	28	3	9	-4	26	3	36	-1	1	
NL		4	-1	2	1	2	0	2	0	2	-2	4	-1	6	0	10	1	6	-1	62	3	12	-2	10	-1	16	0	62	3	0	
AT		9	1	6	2	7	1	7	0	10	-2	8	-2	12	3	12	-2	10	3	18	-4	39	2	20	1	22	1	18	-4	1	
PL		13	1	3	0	5	1	3	0	13	2	6	-3	10	-3	11	-3	6	0	25	4	37	4	16	-6	17	-3	25	4	5	
PT		12	-2	7	1	10	3	5	-1	13	-6	4	-4	11	1	11	1	8	2	17	4	47	-5	15	-3	19	3	17	4	2	
RO		11	2	2	0	3	0	4	0	13	0	9	-2	10	-3	9	-2	6	-1	30	5	33	2	19	-5	15	-3	30	5	3	
SI		16	-6	4	0	5	1	3	1	14	0	4	-1	5	-2	8	0	6	2	33	5	42	-4	9	-3	14	2	33	5	2	
SK		10	-5	5	0	6	0	3	-1	18	-2	8	1	8	0	12	3	7	0	20	5	42	-8	16	1	19	3	20	5	3	
FI		8	-1	4	-1	6	2	4	-1	9	1	7	3	10	3	10	-4	11	1	30	-3	31	0	17	6	21	-3	30	-3	1	
SE		5	1	2	1	1	-2	3	2	5	0	4	0	6	-1	7	-3	6	0	61	2	16	2	10	-1	13	-3	61	2	0	

**QA7** Personally, do you remember having seen on TV, on the Internet, online social networks or posters, read in newspapers or heard on the radio messages encouraging people to vote in the European Parliament elections? (%)

		Yes, remember	No, do not remember	Refusal	Don't know
		February/March 2019	February/March 2019	February/March 2019	February/March 2019
EU		27	70	2	1
BE		20	79	1	0
BG		19	74	3	4
CZ		23	74	2	1
DK		27	71	1	1
DE		31	67	0	2
EE		20	72	1	7
IE		27	69	2	2
EL		13	86	1	0
ES		23	75	1	1
FR		28	71	1	0
HR		30	65	3	2
IT		18	77	3	2
CY		32	63	3	2
LV		44	54	1	1
LT		28	68	2	2
LU		47	50	2	1
HU		51	49	0	0
MT		61	29	2	8
NL		28	71	0	1
AT		37	56	5	2
PL		29	68	2	1
PT		34	65	0	1
RO		29	62	6	3
SI		44	52	3	1
SK		40	55	4	1
FI		33	66	0	1
SE		32	68	0	0





























































QA8T Which of the following themes should be discussed as a matter of priority during the electoral campaign for the next European Parliament elections? Firstly? And then?  
(%)

		Immigration		Economy and growth		Social protection of EU citizens		Consumer protection and food safety		Combating climate change and protecting the environment		Promoting human rights and democracy		Fight against terrorism		The way the EU should be working in the future		Combating youth unemployment		Security and defence policy		Protection of external borders		Protection of personal data		Other (SPONTANEOUS)		None/You are not interested in these elections (SPONTANEOUS)		Refusal (SPONTANEOUS)		Don't know	
		February/March 2019	Diff.	February/March 2019 - September 2019	Diff.	February/March 2019 - September 2019	Diff.	February/March 2019 - September 2019	Diff.	February/March 2019 - September 2019	Diff.	February/March 2019 - September 2019	Diff.	February/March 2019 - September 2019	Diff.	February/March 2019 - September 2019	Diff.	February/March 2019 - September 2019	Diff.	February/March 2019 - September 2019	Diff.	February/March 2019 - September 2019	Diff.	February/March 2019 - September 2019	Diff.	February/March 2019 - September 2019	Diff.	February/March 2019 - September 2019	Diff.	February/March 2019 - September 2019			
EU		44	-6	50	3	35	3	30	3	43	3	36	1	41	-3	30	1	49	2	30	2	24	-3	19	2	2	0	3	0	0	0	1	
BE		44	-3	44	-6	42	9	26	-3	57	10	34	6	43	-10	27	2	38	-8	21	0	22	-1	23	2	1	0	0	-1	0	0		
BG		39	-4	65	6	53	11	43	3	23	5	23	4	38	4	33	3	42	5	27	0	30	4	23	1	0	4	0	1	1	2		
CZ		54	-10	32	-4	25	-3	41	5	27	0	21	-6	54	4	32	-4	17	-3	35	-2	47	-6	16	-2	2	0	2	-1	0	2		
DK		41	-14	39	-2	30	2	30	1	68	1	42	2	46	-2	30	1	25	0	34	6	28	1	25	2	4	2	3	1	0	0	1	
DE		48	-8	34	2	42	2	32	5	55	3	37	0	38	-7	32	-1	38	-2	29	5	29	-4	24	5	3	1	4	1	0	-1	1	
EE		51	-2	53	6	30	-1	17	-2	28	1	31	4	39	1	30	4	29	-4	48	8	30	-3	22	1	2	0	3	1	0	0	3	
IE		37	0	60	3	33	2	25	2	34	0	39	3	30	-10	33	6	35	-3	21	0	20	-4	26	-1	2	1	3	1	0	0	3	
IT		59	-5	81	-1	48	8	33	0	32	1	36	5	34	5	34	2	85	9	39	1	38	-1	16	2	1	1	-2	0	0	0		
ES		47	-5	64	4	29	2	18	-3	35	0	42	0	41	-2	18	-4	69	9	21	1	12	-6	8	-1	1	-1	2	1	1	1	2	
FR		32	-7	43	10	34	3	36	6	52	-1	34	5	50	-3	29	2	57	3	25	-2	19	-2	19	2	2	1	1	-2	0	0	1	
HR		33	-2	68	-2	48	0	48	5	30	4	32	0	36	-3	20	1	72	3	21	1	21	1	17	1	1	1	2	-2	0	0	1	
IT		62	-9	62	0	22	2	25	2	30	5	25	-2	41	-2	27	5	62	3	28	-1	18	-1	16	0	2	2	4	1	1	0	1	
CY		35	-6	77	5	34	6	23	-2	35	5	40	-2	36	1	19	4	77	5	47	4	24	1	11	-7	3	1	3	1	0	0		
LV		33	-5	68	2	42	-1	32	7	26	5	28	1	25	-7	22	2	46	-2	31	0	24	-2	20	2	3	0	2	1	1	1	1	
LT		39	2	67	0	55	6	28	1	27	8	32	1	26	-3	29	0	56	0	33	-2	17	-5	22	1	3	2	1	-1	0	-1	1	
LU		39	-7	32	6	36	3	25	-2	56	8	30	-4	42	3	38	10	51	3	23	5	14	-6	21	8	4	-1	2	-2	1	0	2	
HU		55	-4	51	2	31	3	27	2	33	5	36	-5	38	2	30	1	39	0	38	1	39	-4	17	1	1	0	1	0	0	0	1	
MT		72	-4	24	-7	24	2	25	7	50	11	40	2	34	-15	23	-2	17	-10	13	-7	17	0	14	3	4	2	2	-2	0	0	5	
NL		41	-5	43	2	33	3	28	-1	73	5	53	2	49	4	56	3	22	-5	43	3	22	-2	33	9	2	0	0	-1	0	0		
AT		48	-5	39	-3	49	-2	42	3	48	3	35	4	33	-1	46	4	42	-3	29	1	44	-4	31	0	4	1	1	0	0	0		
PL		28	-10	48	-2	31	4	28	4	25	4	33	2	38	-7	25	2	34	1	36	0	25	-5	14	-1	2	0	5	4	0	-1	5	
PT		35	0	67	2	62	13	31	6	46	21	52	16	43	-5	33	8	60	-4	41	14	20	2	15	-1	3	-7	2	-1	0	0	1	
RO		27	5	59	6	38	3	44	8	28	2	45	7	30	0	25	2	51	7	35	10	22	0	20	-1	1	-3	3	-1	0	0	2	
SI		32	-6	55	-3	41	2	38	13	41	13	33	3	27	-1	25	3	61	8	13	-4	24	-3	16	1	3	0	3	-3	1	0	1	
SK		47	-1	47	5	41	9	48	17	36	11	36	9	31	3	36	8	46	6	30	2	38	7	14	1	-1	1	0	0	0	0	1	
FI		45	0	40	2	24	3	22	0	65	3	52	3	43	-5	34	-2	42	-3	53	5	29	-4	20	1	1	0	1	0	0	0	1	
SE		42	-4	40	-7	31	5	23	3	79	4	69	0	49	7	58	4	20	-4	38	4	16	-1	13	1	2	0	0	0	0	0	0	






























**QA9a** Regardless of whether you are going to vote or not in the next European Parliament elections, what are the reasons, if any, why you would vote in these European Parliament elections? Firstly? (%)

		February/March 2019	February/March 2019	February/March 2019	February/March 2019	February/March 2019	February/March 2019	February/March 2019	February/March 2019	February/March 2019	February/March 2019	February/March 2019	February/March 2019	February/March 2019	February/March 2019	February/March 2019	February/March 2019
		It is your duty as a citizen	You can change things by voting in the European Parliament elections	You want to participate in the choice of the next President of the European Union	You want to express your discontent about your life situation	You want to support the (NATIONALITY) government	You want to express dissatisfaction with the (NATIONALITY)	You want to express dissatisfaction with the European Union	You usually vote in political elections	You feel European / You feel you are a citizen of the European Union	You want to support a political party	You want to support the EU	You want to support a candidate	The information you have received during the campaign has persuaded	Other (SPONTANEOUS)	None (SPONTANEOUS)	Don't know
EU		22	7	2	4	6	7	5	9	9	6	7	4	2	2	6	2
BE		36	7	3	5	3	4	5	6	10	5	7	4	0	3	2	
BG		17	5	1	8	4	6	2	10	7	10	8	4	2	3	7	6
CZ		8	4	1	6	9	6	13	10	7	11	3	6	3	5	4	4
DK		36	6	1	1	4	1	4	11	11	2	11	2	2	3	3	2
DE		18	7	2	3	6	7	5	9	12	8	11	2	1	1	7	1
EE		30	6	1	3	7	3	0	6	9	5	8	6	2	3	6	5
IE		25	5	2	3	6	5	3	10	8	4	8	8	3	2	5	3
EL		21	8	2	7	5	8	8	11	6	10	2	4	1	1	6	
ES		25	8	1	3	5	6	4	9	8	7	5	3	1	4	8	3
FR		28	6	1	7	3	10	6	8	11	3	6	2	1	1	4	3
HR		18	5	1	10	5	16	6	7	5	6	7	5	2	1	5	1
IT		22	5	4	4	6	5	9	9	8	7	6	4	2	2	6	1
CY		22	6	2	5	10	5	2	7	8	6	1	10	0	2	13	1
LV		26	10	0	4	6	11	2	9	8	2	5	7	1	2	5	2
LT		41	5	0	3	5	1	2	9	9	3	7	5	1	2	5	2
LU		26	5	3	2	7	1	5	8	15	5	13	2	1	2	3	2
HU		15	8	3	7	10	8	4	9	8	5	4	4	3	2	7	3
MT		32	6	0	1	12	4	1	6	8	7	4	4	1	2	4	8
NL		24	16	2	1	4	2	4	15	16	4	8	1	1	1	1	
AT		13	7	4	5	7	4	8	8	10	9	8	4	4	2	6	1
PL		18	6	1	4	10	6	2	10	7	7	5	6	2	2	7	7
PT		35	4	4	4	3	3	2	8	5	6	3	3	1	3	14	2
RO		20	6	4	9	4	12	2	8	6	6	5	5	3	0	7	3
SI		24	5	2	4	6	6	4	6	8	6	6	7	2	3	10	1
SK		15	8	2	8	4	7	4	6	8	6	7	9	4	4	5	3
FI		22	12	0	1	5	4	4	14	13	4	7	7	2	1	3	1
SE		29	21	2	1	2	1	3	10	10	5	11	1	1	1	1	1

QA9b And then?  
(%)





























		February/March 2019	February/March 2019	February/March 2019	February/March 2019	February/March 2019	February/March 2019	February/March 2019	February/March 2019	February/March 2019	February/March 2019	February/March 2019	February/March 2019	February/March 2019	February/March 2019	February/March 2019	February/March 2019
		It is your duty as a citizen	You can change things by voting in the European Parliament elections	You want to participate in the choice of the next President of the European Union	You want to express your discontent about your life situation	You want to support the (NATIONALITY) government	You want to express dissatisfaction with the (NATIONALITY)	You want to express dissatisfaction with the European Union	You usually vote in political elections	You feel European / You feel you are a citizen of the European Union	You want to support a political party	You want to support the EU	You want to support a candidate	The information you have received during the campaign has persuaded	Other (SPONTANEOUS)	None (SPONTANEOUS)	Don't know
EU		24	18	9	11	14	11	10	21	18	16	17	11	4	3	6	2
BE		23	17	8	13	7	11	10	18	18	17	17	8	4	7	4	1
BG		26	13	9	12	9	10	4	22	14	19	18	13	4	2	3	4
CZ		15	9	5	11	15	9	12	14	10	20	7	16	5	7	4	5
DK		27	21	7	2	21	3	6	28	25	17	26	9	4	6	4	1
DE		20	19	7	11	18	11	11	23	23	21	26	11	5	2	5	1
EE		23	9	2	5	18	4	5	15	21	13	16	18	4	4	11	6
IE		28	15	11	10	15	9	7	24	17	14	20	17	7	3	5	2
EL		33	22	12	23	8	20	13	26	15	23	8	17	5	3	3	0
ES		23	18	8	8	10	8	9	20	16	16	11	12	3	5	9	3
FR		25	17	8	16	10	15	13	23	16	8	18	6	2	3	8	3
HR		25	13	7	22	9	20	11	22	13	17	8	14	4	3	2	1
IT		25	15	11	9	16	11	13	18	16	15	11	9	5	4	6	1
CY		31	12	6	9	14	7	7	24	15	21	10	22	5	3	10	0
LV		26	14	3	10	13	11	6	21	13	9	14	13	3	2	14	5
LT		27	11	4	8	14	6	3	21	20	13	19	16	5	6	5	2
LU		26	20	11	5	14	4	6	19	25	11	27	7	3	11	4	1
HU		22	17	10	14	16	15	13	20	19	15	13	7	12	2	4	2
MT		23	24	3	7	16	8	3	21	17	17	14	19	3	3	7	7
NL		28	32	13	4	13	5	8	34	30	23	26	6	5	2	2	1
AT		22	19	15	12	16	15	13	19	19	21	20	14	11	3	5	1
PL		24	13	7	7	16	10	5	17	15	18	14	16	4	3	4	5
PT		24	12	12	9	17	6	5	25	20	15	8	14	2	4	8	4
RO		28	16	8	21	11	16	9	16	17	13	18	12	8	2	3	2
SI		27	11	7	7	13	7	6	16	21	15	14	20	4	6	9	2
SK		21	17	6	13	10	13	7	12	13	15	13	19	7	6	5	2
FI		26	24	6	3	15	6	7	26	25	18	19	18	5	2	8	3
SE		31	41	9	1	11	4	6	36	24	23	25	7	2	1	5	1

**QA9T** Regardless of whether you are going to vote or not in the next European Parliament elections, what are the reasons, if any, why you would vote in these European Parliament elections? Firstly? And then? (%)

		February/March 2019	February/March 2019	February/March 2019	February/March 2019	February/March 2019	February/March 2019	February/March 2019	February/March 2019	February/March 2019	February/March 2019	February/March 2019	February/March 2019	February/March 2019	February/March 2019	February/March 2019	
		It is your duty as a citizen	You can change things by voting in the European Parliament elections	You want to participate in the choice of the next President of the European Union	You want to express your discontent about your life situation	You want to support the (NATIONALITY) government	You want to express dissatisfaction with the (NATIONALITY)	You want to express dissatisfaction with the European Union	You usually vote in political elections	You feel European / You feel you are a citizen of the European Union	You want to support a political party	You want to support the EU	You want to support a candidate	The information you have received during the campaign has persuaded	Other (SPONTANEOUS)	None (SPONTANEOUS)	Don't know
EU		44	23	10	14	18	17	14	28	26	21	22	14	6	4	11	2
BE		58	24	10	17	10	15	14	23	28	21	23	12	4	8	7	0
BG		40	16	9	18	12	14	6	29	19	26	23	16	6	3	9	6
CZ		22	13	6	16	23	15	24	23	16	29	10	20	7	8	8	4
DK		62	26	8	3	24	3	10	37	35	18	36	11	6	7	7	2
DE		36	24	9	13	22	16	15	29	34	27	34	12	6	3	12	1
EE		51	13	2	8	23	7	5	20	28	16	22	22	5	5	16	5
IE		51	19	12	12	21	13	9	32	23	18	26	23	9	4	9	3
EL		52	28	13	30	13	27	20	35	21	32	10	19	6	4	9	0
ES		45	24	8	10	14	13	12	27	22	20	14	14	3	6	16	3
FR		51	22	9	21	13	24	18	29	26	10	23	8	3	4	11	3
HR		42	16	8	30	14	35	17	28	18	22	15	18	5	3	7	1
IT		45	18	14	12	21	15	21	25	23	21	16	12	7	5	11	1
CY		48	16	7	13	22	11	8	28	20	24	10	29	4	4	22	1
LV		50	23	2	14	18	21	8	28	21	10	18	19	3	3	17	2
LT		66	16	4	10	18	7	5	29	28	15	25	20	5	7	9	2
LU		50	24	14	7	21	6	11	26	38	15	39	9	3	11	6	2
HU		35	23	12	19	24	21	16	27	25	19	16	10	13	3	10	2
MT		53	27	3	8	26	11	3	24	23	22	16	21	4	3	10	8
NL		51	48	15	5	17	7	12	49	45	26	33	7	6	3	3	0
AT		34	25	18	16	22	18	20	25	27	29	26	17	14	5	11	1
PL		39	18	7	9	24	15	6	25	20	23	17	20	5	3	10	7
PT		55	14	15	12	17	9	6	29	21	18	9	15	3	5	21	2
RO		45	20	11	28	14	27	10	22	22	18	21	16	10	2	10	3
SI		48	15	9	11	17	12	9	20	27	19	19	25	5	7	17	1
SK		34	24	8	20	14	18	10	17	21	20	19	27	10	7	9	3
FI		47	35	6	4	20	9	11	38	37	21	26	23	6	3	11	1
SE		59	61	11	1	13	5	9	45	34	29	36	7	4	2	6	1































**QA10a** Still, regardless of whether you are going to vote or not in the next European Parliament elections, what are the reasons, if any, why you would not vote in the European Parliament elections? Firstly? (%)





























		You are not interested in politics, or in elections in general	You believe your vote will not change anything	You are against Europe, the European Union, the building of Europe	You do not know enough about the role of the European Parliament	You believe that the European Parliament does not deal sufficiently with	You believe that you are not sufficiently informed to go and vote	You have no time or have something more important to do	You do not know where or how to vote	You distrust the political system	You usually don't vote in political elections	Other (SPONTANEOUS)	None (SPONTANEOUS)	Don't know
		February/March 2019	February/March 2019	February/March 2019	February/March 2019	February/March 2019	February/March 2019	February/March 2019	February/March 2019	February/March 2019	February/March 2019	February/March 2019	February/March 2019	February/March 2019
EU		6	15	2	6	9	7	5	2	14	3	5	22	4
BE		7	19	2	9	10	9	5	2	15	2	11	8	1
BG		5	19	2	4	11	6	5	1	11	3	4	20	9
CZ		6	15	5	10	16	8	8	2	9	6	5	5	5
DK		7	10	2	9	4	12	7	1	7	1	13	24	3
DE		5	13	2	4	10	6	4	1	8	3	2	39	3
EE		9	21	1	6	7	4	5	1	7	3	3	26	7
IE		7	12	2	9	7	8	6	2	11	4	9	19	4
EL		4	20	5	5	16	4	7	2	20	1	3	13	0
ES		6	11	1	8	5	8	3	1	23	2	8	20	4
FR		4	15	2	6	9	11	4	3	15	1	3	24	3
HR		9	19	2	8	12	4	9	2	19	3	4	7	2
IT		4	19	4	7	12	5	3	3	18	3	3	17	2
CY		8	20	0	7	13	5	2	1	23	2	1	18	0
LV		6	20	1	5	10	6	6	3	14	2	4	20	3
LT		8	23	1	7	9	5	7	2	13	3	5	14	3
LU		5	14	1	5	10	10	3	2	10	4	14	17	5
HU		9	13	2	5	10	6	9	2	10	5	6	20	3
MT		13	13	1	5	7	6	3	1	12	2	2	21	14
NL		3	11	1	9	7	12	11	2	7	1	12	21	3
AT		7	16	5	8	9	7	13	2	10	4	3	13	3
PL		9	13	1	4	8	5	6	2	12	5	7	16	12
PT		7	12	0	15	10	5	4	1	13	2	5	22	4
RO		8	16	2	7	6	8	8	3	18	3	3	14	4
SI		6	17	1	4	10	6	7	3	12	4	6	22	2
SK		8	12	2	7	12	6	6	4	12	4	8	13	6
FI		7	20	3	11	6	14	5	2	8	4	4	15	1
SE		2	12	3	11	8	20	7	3	5	0	5	22	2

QA10b And then?






























(%)

		You are not interested in politics, or in elections in general	You believe your vote will not change anything	You are against Europe, the European Union, the building of Europe	You do not know enough about the role of the European Parliament	You believe that the European Parliament does not deal sufficiently with	You believe that you are not sufficiently informed to go and vote	You have no time or have something more important to do	You do not know where or how to vote	You distrust the political system	You usually don't vote in political elections	Other (SPONTANEOUS)	None (SPONTANEOUS)	Don't know
		February/March 2019	February/March 2019	February/March 2019	February/March 2019	February/March 2019	February/March 2019	February/March 2019	February/March 2019	February/March 2019	February/March 2019	February/March 2019	February/March 2019	February/March 2019
EU		13	25	5	17	19	16	8	5	23	7	7	11	3
BE		13	26	4	17	20	14	8	5	21	3	13	6	1
BG		15	27	4	14	19	14	10	2	23	8	6	9	6
CZ		14	25	5	19	23	16	13	5	21	6	7	5	2
DK		8	19	3	26	12	20	7	4	13	4	16	15	3
DE		13	28	5	16	26	16	6	3	25	10	3	13	2
EE		14	23	3	17	17	9	11	4	18	8	6	17	5
IE		15	23	5	18	18	19	12	7	19	8	13	10	2
EL		16	37	8	17	29	16	10	6	34	7	4	10	0
ES		9	23	3	17	13	15	4	4	23	8	11	13	4
FR		11	26	5	17	19	16	5	4	24	6	5	15	6
HR		23	35	6	15	23	10	15	4	27	9	5	3	1
IT		13	24	8	17	20	15	8	6	23	4	5	7	1
CY		18	39	7	22	26	17	8	3	30	12	3	8	0
LV		11	23	3	15	20	12	5	3	20	5	3	20	6
LT		19	29	1	15	23	14	9	3	26	9	9	8	3
LU		9	21	3	13	16	12	6	5	17	6	23	8	2
HU		16	28	7	16	18	14	13	4	24	10	8	7	2
MT		16	25	6	13	21	12	1	5	23	10	5	13	9
NL		8	18	1	20	14	21	8	7	11	2	17	14	5
AT		16	28	10	19	23	21	16	8	26	12	4	12	2
PL		17	22	6	11	12	11	7	6	19	11	8	9	6
PT		16	28	4	16	11	21	5	3	22	6	8	12	5
RO		16	21	6	18	18	18	15	8	27	8	5	10	3
SI		15	25	4	13	19	13	12	4	22	10	10	11	1
SK		12	25	4	14	19	14	11	6	21	5	14	8	2
FI		14	25	4	25	17	25	9	6	15	7	4	14	5
SE		4	18	3	22	17	21	8	9	12	2	7	26	1




























**QA10T** Still, regardless of whether you are going to vote or not in the next European Parliament elections, what are the reasons, if any, why you would not vote in the European Parliament elections? Firstly? And then? (%)

		You are not interested in politics, or in elections in general	You believe your vote will not change anything	You are against Europe, the European Union, the building of Europe	You do not know enough about the role of the European Parliament	You believe that the European Parliament does not deal sufficiently with	You believe that you are not sufficiently informed to go and vote	You have no time or have something more important to do	You do not know where or how to vote	You distrust the political system	You usually don't vote in political elections	Other (SPONTANEOUS)	None (SPONTANEOUS)	Don't know
		February/March 2019	February/March 2019	February/March 2019	February/March 2019	February/March 2019	February/March 2019	February/March 2019	February/March 2019	February/March 2019	February/March 2019	February/March 2019	February/March 2019	February/March 2019
EU		15	33	6	19	23	19	11	6	30	8	7	30	4
BE		19	43	5	24	28	22	12	7	35	5	14	14	1
BG		16	38	5	14	25	16	12	3	27	9	6	26	9
CZ		18	37	9	26	37	23	20	7	28	11	8	10	5
DK		12	24	5	28	13	27	12	4	16	3	17	35	3
DE		13	29	5	13	25	15	7	3	22	8	2	46	3
EE		19	37	4	18	19	10	12	3	19	8	6	37	7
IE		19	29	6	23	21	23	15	8	25	10	12	26	4
EL		18	52	12	20	41	19	15	7	50	7	6	22	0
ES		12	29	3	21	15	19	5	5	40	9	11	30	4
FR		12	34	5	18	23	22	8	6	32	6	5	35	3
HR		29	50	7	22	33	13	23	5	43	12	6	10	2
IT		14	39	11	21	27	17	10	8	37	6	6	23	2
CY		22	51	6	25	34	19	8	4	47	12	3	24	0
LV		14	38	3	16	26	15	10	6	29	6	5	35	3
LT		24	48	2	20	27	17	14	4	35	10	10	21	2
LU		12	30	3	15	22	19	8	6	23	9	20	23	5
HU		21	34	8	18	24	16	19	6	29	13	8	26	3
MT		24	30	5	13	20	13	4	4	27	9	3	29	14
NL		9	26	2	24	17	29	17	8	15	3	17	31	3
AT		21	39	13	24	29	25	26	9	32	14	6	23	3
PL		21	28	6	12	17	13	11	6	25	13	8	23	12
PT		18	33	3	27	18	21	8	3	30	7	8	31	4
RO		21	34	7	21	21	23	20	9	40	10	6	22	4
SI		17	36	4	14	25	16	16	6	28	12	11	30	2
SK		17	32	5	19	27	17	15	8	29	8	14	20	6
FI		19	40	6	32	20	35	13	7	21	9	6	27	1
SE		4	26	5	28	21	37	14	9	14	2	8	42	2




























**QA11** Generally speaking, do you think that (OUR COUNTRY)'s membership of the EU is...?  
(%)

		A good thing		A bad thing		Neither a good thing nor a bad thing		Refusal (SPONTANEOUS)		Don't know
		February/March 2019	Diff. February/March 2019 - April 2018	February/March 2019	Diff. February/March 2019 - April 2018	February/March 2019	Diff. February/March 2019 - April 2018	February/March 2019	Diff. February/March 2019 - April 2018	
EU		61	-1	10	-1	27	2	0	0	2
BE		72	1	8	-1	19	-1	0	0	1
BG		53	-2	8	-2	34	3	2	2	3
CZ		33	-6	15	-2	49	7	1	1	2
DK		76	1	7	1	15	-4	0	0	2
DE		76	-5	6	1	16	3	1	1	1
EE		74	0	4	0	21	0	0	0	1
IE		83	-2	3	-1	12	2	0	0	2
EL		46	1	17	-3	36	2	0	0	1
ES		69	-3	6	0	24	3	0	0	1
FR		54	-7	13	4	31	2	0	0	2
HR		40	-4	11	-3	48	7	1	1	0
IT		36	-6	21	3	41	4	0	-1	2
CY		52	0	13	-1	34	0	0	0	1
LV		54	-2	5	-1	39	3	0	0	2
LT		71	6	3	-2	26	-3	0	0	0
LU		86	-1	2	-1	11	2	0	0	1
HU		61	1	7	0	31	-1	0	0	1
MT		67	-2	4	-3	27	4	0	0	2
NL		84	6	4	-1	12	-4	0	0	0
AT		46	-2	15	-1	38	3	1	1	0
PL		68	-2	5	-1	26	4	0	0	1
PT		69	2	5	-3	24	1	0	0	2
RO		57	8	13	-8	27	0	0	0	3
SI		61	5	7	-4	32	1	0	0	0
SK		51	0	7	-3	41	4	0	0	1
FI		66	1	8	-4	25	4	0	0	1
SE		79	2	6	-1	14	-2	0	0	1
UK		43	-5	22	0	28	2	0	0	7

**QA12** Taking everything into account, would you say that (OUR COUNTRY) has on balance benefited or not from being a member of the EU? (%)





























		Benefited		Not benefited		Refusal (SPONTANEOUS)		Don't know
		February/March 2019	Diff. February/March 2019 - September	February/March 2019	Diff. February/March 2019 - September	February/March 2019	Diff. February/March 2019 - September	
EU		68	0	23	-1	1	1	8
BE		75	0	21	0	0	0	4
BG		59	-1	23	-1	3	2	15
CZ		58	-6	31	3	1	0	10
DK		85	1	9	0	0	-1	6
DE		76	0	18	2	1	0	5
EE		88	0	6	-1	0	0	6
IE		88	-4	7	3	0	0	5
EL		57	3	36	-4	0	0	7
ES		75	0	16	-3	0	0	9
FR		59	-5	30	5	1	1	10
HR		62	-4	29	1	1	1	8
IT		41	-2	49	4	1	1	9
CY		59	-2	36	-1	0	0	5
LV		72	-1	21	1	0	0	7
LT		90	2	7	-1	0	0	3
LU		89	4	5	-2	0	0	6
HU		78	-1	14	0	1	1	7
MT		91	0	2	-3	1	1	6
NL		83	5	11	-5	0	0	6
AT		57	-3	34	3	2	-1	7
PL		86	-1	8	1	0	0	6
PT		82	4	10	-3	0	0	8
RO		72	8	19	-11	0	0	9
SI		75	6	20	-5	0	0	5
SK		78	1	15	-2	1	1	6
FI		74	8	18	-6	0	0	8
SE		74	1	17	0	0	0	9
UK		54	-6	30	0	0	0	16

**QA13** To what extent do you agree or disagree with the following statement? The rise of political parties protesting against the traditional political elites in various European countries is a matter of concern. (%)

		Totally agree		Tend to agree		Tend to disagree		Totally disagree		Don't know
		February/March 2019	Diff. February/March 2019 - October-	February/March 2019	Diff. February/March 2019 - October-	February/March 2019	Diff. February/March 2019 - October-	February/March 2019	Diff. February/March 2019 - October-	
EU		23	-3	38	-3	19	2	9	2	11
BE		23	-3	47	0	19	0	7	1	4
BG		15	-5	25	-8	20	3	10	0	30
CZ		12	-3	38	-5	31	4	6	-1	13
DK		29	4	35	-7	17	-3	11	6	8
DE		34	-7	37	0	15	2	8	3	6
EE		14	1	31	-6	21	-5	15	9	19
IE		28	-2	41	-7	14	2	5	3	12
EL		25	2	37	-4	20	3	7	0	11
ES		27	3	33	-7	20	5	13	0	7
FR		30	5	38	-6	14	0	10	4	8
HR		13	-11	37	-8	25	4	12	7	13
IT		12	-10	38	-4	26	7	11	4	13
CY		25	-10	36	4	12	0	6	1	21
LV		13	-3	36	-2	20	1	10	2	21
LT		10	-8	37	-2	22	3	10	4	21
LU		28	2	35	-6	19	3	8	1	10
HU		14	-9	42	-1	21	0	12	4	11
MT		15	2	39	-9	11	-3	10	3	25
NL		24	-1	37	2	27	1	8	-1	4
AT		20	-6	37	-4	27	4	11	5	5
PL		10	-12	41	-5	22	6	5	1	22
PT		17	3	51	-1	16	-1	3	-1	13
RO		16	-11	39	-4	21	8	8	3	16
SI		21	-5	42	2	20	2	9	3	8
SK		12	-4	44	-11	26	13	7	5	11
FI		25	2	48	7	16	-7	5	-1	6
SE		41	0	34	0	14	-1	8	2	3
UK		17	-6	38	-3	18	-1	4	-1	23





























**D72.1** Please tell me to what extent you agree or disagree with each of the following statements.

**My voice counts in the EU (%)**

		Totally agree		Tend to agree		Tend to disagree		Totally disagree		Refusal (SPONTANEOUS)		Don't know
		February/March 2019	Diff. February/March 2019 - September	February/March 2019	Diff. February/March 2019 - September	February/March 2019	Diff. February/March 2019 - September	February/March 2019	Diff. February/March 2019 - September	February/March 2019	Diff. February/March 2019 - September	February/March 2019
EU		18	3	33	0	24	-2	20	-1	2	1	3
BE		15	3	42	0	25	-7	15	3	2	1	1
BG		11	2	35	2	21	0	21	-2	3	2	9
CZ		3	-3	19	-2	39	2	33	3	2	0	4
DK		45	-8	35	5	10	2	7	1	1	0	2
DE		38	6	32	-8	18	2	8	0	2	1	2
EE		1	0	21	5	40	2	31	-7	1	0	6
IE		19	5	40	1	22	-4	14	1	3	1	2
EL		3	2	19	4	35	-4	39	-5	1	1	3
ES		10	2	32	2	23	-11	31	7	1	0	3
FR		15	1	38	-1	23	0	20	-1	1	1	3
HR		19	-4	36	-2	22	3	19	4	1	0	3
IT		6	2	20	0	34	3	34	-7	3	2	3
CY		6	0	18	-8	26	5	47	4	0	-1	3
LV		3	0	24	0	35	5	30	-6	1	1	7
LT		3	2	29	5	32	-1	23	-5	2	-1	11
LU		26	6	36	-4	21	5	12	-7	1	-1	4
HU		13	6	33	-4	26	-2	25	3	1	-1	2
MT		17	6	38	-2	21	0	11	-8	1	-1	12
NL		38	2	41	1	13	0	5	-2	1	0	2
AT		20	0	40	4	20	-4	15	-1	3	2	2
PL		12	2	45	1	22	-4	14	4	3	-2	4
PT		8	4	35	3	29	-15	22	6	1	1	5
RO		11	5	28	1	24	-6	28	0	2	-2	7
SI		21	5	30	1	23	-5	22	0	1	0	3
SK		20	9	31	-2	30	-4	11	-4	3	0	5
FI		20	2	48	2	20	-1	11	-1	0	0	1
SE		56	-3	32	1	7	1	4	1	0	0	1
UK		6	-1	25	0	29	-5	30	1	1	-1	9

**D72.2** Please tell me to what extent you agree or disagree with each of the following statements.






























**My voice counts in (OUR COUNTRY) (%)**

		Totally agree		Tend to agree		Tend to disagree		Totally disagree		Refusal (SPONTANEOUS)		Don't know
		February/March 2019	Diff. February/March 2019 - September	February/March 2019	Diff. February/March 2019 - September	February/March 2019	Diff. February/March 2019 - September	February/March 2019	Diff. February/March 2019 - September	February/March 2019	Diff. February/March 2019 - September	February/March 2019
EU		23	-2	37	-1	19	0	15	0	2	1	2
BE		18	-2	47	3	21	-5	11	2	2	1	1
BG		13	-1	38	0	21	1	20	1	2	1	6
CZ		13	-2	39	-6	28	6	17	3	1	0	2
DK		66	-10	25	7	3	1	4	2	0	-1	2
DE		47	-2	31	-4	12	4	6	1	2	1	2
EE		6	1	45	2	30	1	15	-4	0	-1	4
IE		25	4	45	0	16	-3	10	1	2	1	2
EL		5	2	25	6	29	-9	39	0	0	0	2
ES		14	3	36	0	22	-8	25	5	1	0	2
FR		26	0	41	-5	16	4	15	1	0	0	2
HR		26	-8	41	-1	18	6	12	3	1	0	2
IT		6	0	34	4	28	4	26	-8	3	1	3
CY		7	0	22	-8	24	3	44	5	1	0	2
LV		8	0	32	-5	30	3	25	0	1	1	4
LT		3	2	31	4	36	0	23	-5	1	-1	6
LU		31	6	39	-4	13	1	11	-5	2	0	4
HU		12	0	33	-7	27	3	26	5	1	0	1
MT		19	5	37	-8	18	0	12	-2	1	-1	13
NL		50	-3	41	6	5	-1	3	0	0	-1	1
AT		39	0	39	-2	13	0	6	1	2	1	1
PL		16	-2	50	-1	18	1	10	2	2	-1	4
PT		13	5	43	-2	27	-5	12	0	1	1	4
RO		10	4	29	-2	26	0	26	-5	3	0	6
SI		24	0	37	-1	20	0	16	1	1	0	2
SK		25	5	44	-2	17	-2	7	-2	3	0	4
FI		38	1	49	0	9	2	3	-2	0	0	1
SE		75	-8	20	6	3	1	2	2	0	0	0
UK		8	-5	39	-2	27	0	17	2	2	0	7





























**D72.3** Please tell me to what extent you agree or disagree with each of the following statements.

**(OUR COUNTRY)'s voice counts in the EU (%)**

		Totally agree		Tend to agree		Tend to disagree		Totally disagree		Refusal (SPONTANEOUS)		Don't know
		February/March 2019	Diff. February/March 2019 - September	February/March 2019	Diff. February/March 2019 - September	February/March 2019	Diff. February/March 2019 - September	February/March 2019	Diff. February/March 2019 - September	February/March 2019	Diff. February/March 2019 - September	
EU		25	3	38	0	18	-2	14	0	2	0	3
BE		22	6	49	-4	18	-5	8	2	1	0	2
BG		10	-1	38	1	21	-2	17	1	3	2	11
CZ		4	-4	32	3	37	0	21	1	2	0	4
DK		52	-5	34	2	10	5	2	-1	0	-1	2
DE		56	4	32	-5	7	1	3	1	1	0	1
EE		6	0	52	1	24	-2	9	-2	1	0	8
IE		26	6	46	-2	13	-3	9	3	4	2	2
EL		3	1	22	4	34	-1	37	-4	1	0	3
ES		13	4	39	-8	23	-5	20	7	2	1	3
FR		29	3	47	-2	12	2	8	-2	1	0	3
HR		19	-8	38	-3	22	6	17	6	1	0	3
IT		6	2	26	1	31	0	31	-4	3	2	3
CY		5	1	28	-10	23	2	37	7	0	-2	7
LV		7	0	43	-1	28	-3	14	2	1	0	7
LT		7	1	50	-1	24	1	7	-1	2	0	10
LU		33	1	45	-2	11	1	5	-1	2	1	4
HU		10	2	41	-5	26	-1	19	4	1	0	3
MT		20	4	49	-6	14	1	5	-1	1	-1	11
NL		43	4	42	-1	10	0	3	-2	0	-1	2
AT		25	-3	38	2	23	2	9	-2	2	1	3
PL		10	0	49	2	21	-3	13	5	3	-2	4
PT		15	5	55	-1	16	-2	6	-1	1	-1	7
RO		12	6	33	6	23	-7	22	-3	3	-2	7
SI		18	1	34	2	27	-2	16	-1	1	-1	4
SK		21	7	35	-3	27	-2	8	-3	4	1	5
FI		26	2	50	1	16	-1	6	-1	0	0	2
SE		61	-1	30	1	5	-1	2	1	0	-1	2
UK		9	-6	30	-2	28	1	20	0	3	0	10



























**D73.1** At the present time, would you say that, in general, things are going in the right direction or in the wrong direction, in...?

**(OUR COUNTRY) (%)**





























		Things are going in the right direction		Things are going in the wrong direction		Neither the one nor the other (SPONTANEOUS)		Refusal (SPONTANEOUS)		Don't know
		February/March 2019	Diff. February/March 2019 - September	February/March 2019	Diff. February/March 2019 - September	February/March 2019	Diff. February/March 2019 - September	February/March 2019	Diff. February/March 2019 - September	February/March 2019
EU		31	-2	53	1	9	2	2	1	5
BE		36	-1	54	-3	8	3	0	0	2
BG		27	-3	50	0	12	7	1	-2	10
CZ		41	-8	45	9	7	-3	1	1	6
DK		36	-12	47	10	14	4	0	-1	3
DE		38	4	43	-10	13	6	1	0	5
EE		40	-3	23	1	27	0	2	2	8
IE		66	-2	25	7	4	-2	1	0	4
EL		12	3	76	-6	7	1	0	0	5
ES		19	-3	68	1	8	1	3	2	2
FR		12	-11	77	16	4	-2	1	0	6
HR		21	1	69	-5	7	5	0	0	3
IT		31	0	52	-1	7	-1	4	3	6
CY		25	-8	47	-2	19	6	0	0	9
LV		29	-6	46	4	17	4	0	-1	8
LT		38	3	38	-5	16	2	1	0	7
LU		60	0	16	3	18	3	0	-2	6
HU		45	-4	44	6	5	-1	1	0	5
MT		51	-6	15	-8	18	7	3	3	13
NL		50	-5	31	0	17	9	1	0	1
AT		47	-4	32	-1	15	4	3	1	3
PL		42	-3	41	2	7	1	2	-1	8
PT		45	-4	22	0	18	3	1	-1	14
RO		17	-2	67	-3	4	-1	3	2	9
SI		35	12	38	-15	20	7	1	0	6
SK		21	-3	62	5	7	-2	3	1	7
FI		43	-6	43	11	8	-5	1	1	5
SE		36	-3	46	6	16	3	0	-1	2
UK		18	-8	64	8	6	-1	1	0	11

**D73.2** At the present time, would you say that, in general, things are going in the right direction or in the wrong direction, in...?



























**The European Union (%)**

		Things are going in the right direction		Things are going in the wrong direction		Neither the one nor the other (SPONTANEOUS)		Refusal (SPONTANEOUS)		Don't know
		February/March 2019	Diff. February/March 2019 - September	February/March 2019	Diff. February/March 2019 - September	February/March 2019	Diff. February/March 2019 - September	February/March 2019	Diff. February/March 2019 - September	February/March 2019
EU		28	0	50	0	10	1	2	0	10
BE		35	3	53	-8	8	4	1	0	3
BG		40	-4	28	1	13	7	2	-1	17
CZ		25	-3	56	4	7	-3	2	1	10
DK		22	-11	47	4	21	7	0	-1	10
DE		31	2	49	-3	11	2	1	-1	8
EE		29	-4	25	-2	27	2	2	1	17
IE		54	-2	31	9	5	-4	4	3	6
EL		17	1	66	-3	8	0	1	0	8
ES		27	2	56	-3	9	2	3	1	5
FR		14	-4	66	7	6	-1	2	1	12
HR		40	-4	45	3	9	3	0	-1	6
IT		21	0	58	0	8	-2	4	2	9
CY		25	-6	46	-1	17	2	0	0	12
LV		34	-7	27	-1	20	7	1	0	18
LT		45	2	23	1	16	1	2	1	14
LU		26	-11	41	6	24	9	0	-2	9
HU		37	-4	47	5	6	-1	2	0	8
MT		30	-9	14	-4	31	9	3	1	22
NL		37	-1	42	-2	14	6	1	0	6
AT		33	1	37	-8	20	6	4	2	6
PL		36	-8	39	6	9	1	3	-2	13
PT		38	-3	20	0	18	0	1	-2	23
RO		45	7	29	-12	5	-3	5	2	16
SI		32	5	37	-5	21	5	1	-1	9
SK		30	6	43	-10	9	-1	4	1	14
FI		29	-2	51	8	8	-6	0	0	12
SE		27	-2	47	-1	18	6	1	0	7
UK		18	-2	57	3	6	-3	2	-1	17

**D78** In general, does the EU conjure up for you a very positive, fairly positive, neutral, fairly negative or very negative image? (%)

		Very positive		Fairly positive		Neutral		Fairly negative		Very negative		Don't know
		February/March 2019	Diff. February/March 2019 - September	February/March 2019	Diff. February/March 2019 - September	February/March 2019	Diff. February/March 2019 - September	February/March 2019	Diff. February/March 2019 - September	February/March 2019	Diff. February/March 2019 - September	
EU		6	0	38	2	38	-1	13	0	4	-1	0
BE		3	1	33	-5	43	3	18	3	2	-2	0
BG		19	0	40	3	25	-1	10	-1	3	-1	0
CZ		2	-3	23	-1	45	6	22	0	7	-2	0
DK		5	-2	43	6	37	-3	10	-3	3	1	0
DE		9	2	47	3	31	-5	9	0	2	-1	0
EE		2	0	44	4	45	-3	7	0	1	0	0
IE		17	0	44	1	29	-4	6	2	3	1	0
EL		4	1	30	2	38	-4	17	1	10	0	0
ES		5	3	34	4	47	-7	10	0	3	0	0
FR		4	0	32	-1	38	-5	20	6	5	0	0
HR		5	-1	34	-2	43	2	12	2	5	-1	0
IT		3	0	30	3	38	-1	20	-2	7	1	0
CY		6	-1	40	3	39	-2	11	3	3	-4	0
LV		4	1	33	-3	50	-2	9	3	2	0	0
LT		7	2	48	7	40	-9	4	0	0	-1	0
LU		7	0	50	-1	29	-4	10	3	3	1	0
HU		6	4	33	-4	44	0	14	1	3	-1	0
MT		10	0	31	0	53	3	3	-2	1	-1	0
NL		5	1	43	-1	39	5	12	-3	1	-2	0
AT		10	3	31	4	34	-5	19	0	5	-1	0
PL		12	3	40	-8	40	6	6	0	1	-1	0
PT		2	1	58	6	32	-5	7	-1	0	-1	0
RO		10	4	45	5	35	-4	7	-2	2	-1	0
SI		4	1	32	1	51	0	9	-1	3	-1	0
SK		4	2	38	7	42	-6	11	-1	3	-2	0
FI		2	0	36	5	46	-4	13	1	2	-1	0
SE		5	-3	48	1	34	2	11	1	2	-1	0
UK		7	-2	27	3	33	-4	19	1	10	0	0

**C7** Index Positive attitude towards European Union  
(%)

		High		Medium		Poor		None		Average	
		February/March 2019	Diff. February/March 2019 - September	February/March 2019	Diff. February/March 2019 - September	February/March 2019	Diff. February/March 2019 - September	February/March 2019	Diff. February/March 2019 - September	February/March 2019	Diff. February/March 2019 - September
EU		19	1	27	1	23	-2	31	0	1	0
BE		17	-2	29	1	33	2	21	-1	1	0
BG		33	-2	21	1	11	1	35	0	2	0
CZ		14	-2	12	-4	16	-1	58	7	1	0
DK		15	-5	36	5	29	1	20	-1	2	0
DE		25	3	33	0	22	-7	20	4	2	0
EE		21	1	30	-2	27	1	22	0	2	0
IE		41	0	29	0	18	-2	12	2	2	0
EL		14	3	17	-3	21	1	48	-1	1	0
ES		15	3	28	-1	32	-4	25	2	1	0
FR		10	-1	24	-2	26	-3	40	6	1	0
HR		24	1	14	-7	20	2	42	4	1	0
IT		11	-3	19	2	18	-1	52	2	1	0
CY		17	-3	28	6	16	-5	39	2	1	0
LV		19	-1	22	-3	26	0	33	4	1	0
LT		29	4	32	5	19	-5	20	-4	2	0
LU		20	-7	40	4	28	-1	12	4	2	0
HU		24	1	20	-4	26	2	30	1	1	0
MT		15	-8	33	6	27	-1	25	3	1	-1
NL		24	-1	34	3	29	3	13	-5	2	0
AT		20	1	22	3	17	-3	41	-1	1	0
PL		24	-4	30	-2	24	2	22	4	2	0
PT		29	0	32	6	15	-7	24	1	2	0
RO		30	7	24	3	20	-3	26	-7	2	1
SI		19	5	22	-1	28	0	31	-4	1	0
SK		20	5	23	4	17	-9	40	0	1	0
FI		15	1	28	-1	32	4	25	-4	1	0
SE		20	-2	37	-1	25	5	18	-2	2	0
UK		12	0	19	-1	21	-4	48	5	1	0



## **SPRING EUROBAROMETER 2019: CLOSER TO THE CITIZENS, CLOSER TO THE BALLOT**

This Eurobarometer survey of the European Parliament (EP/EB 91.1) was carried out in all 28 Member States of the European Union, from 19 February to 4 March 2019 by

**KANTAR** PUBLIC<sup>®</sup>

The EP Eurobarometer monitors European citizens' opinions on the EU membership and its benefits, on their attitudes towards the European Parliament, its priorities, actions and mission. It also sheds light on the role of the EU in tackling major threats and protecting the main achievements cherished by its citizens.

**A publication of the  
Public Opinion Monitoring Unit  
Directorate-General for Communication  
European Parliament**

Manuscript completed in April 2019

Brussels, © European Union, 2019

PE 637.933

ISBN: 978-92-846-4793-4

DOI: 10.2861/546896

Catalogue Number: QA-03-19-282-EN-N