



COMAGRI

Annual Activity Report 2016

– CAP performance –

***Presentation by Mr Jerzy Plewa
Director-General of DG AGRI***

Overview

- **Highlights 2016**
- **How does the policy deliver on the ground?**
- **Assurance** - sound operations & corrective capacity

Highlights for 2016

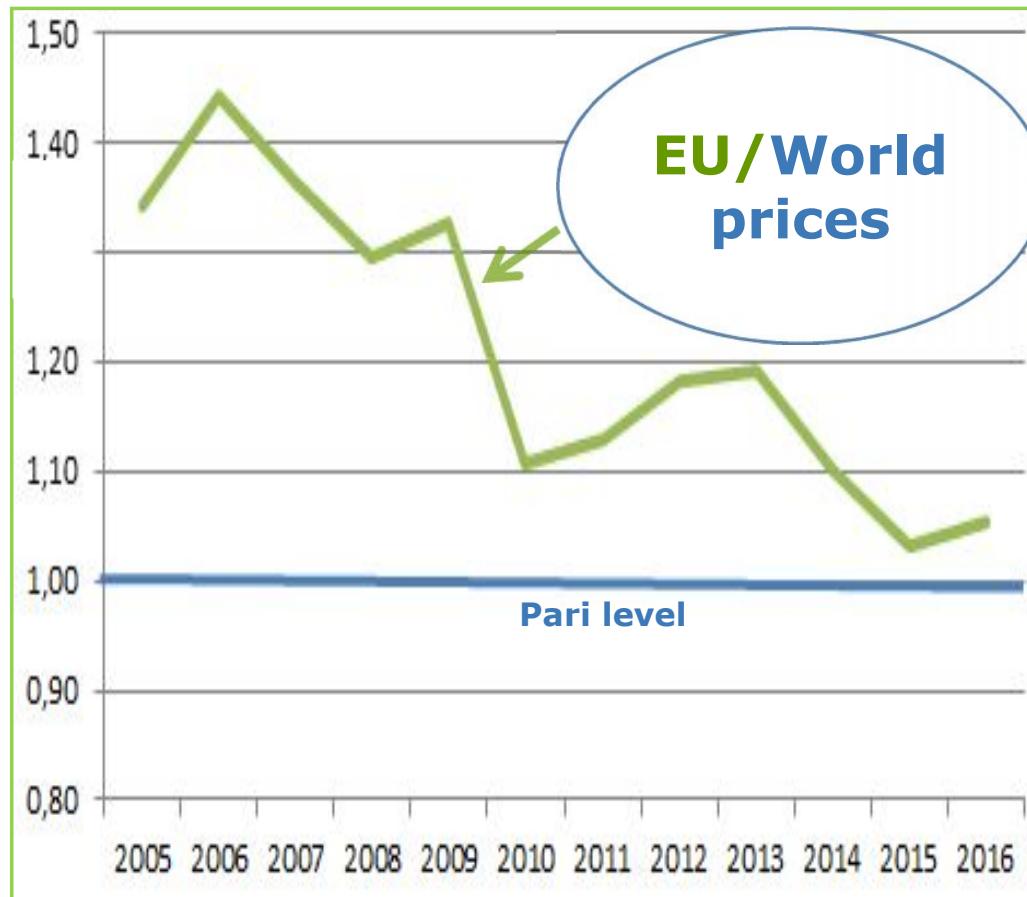
- **2nd year of Greening**
- **1st year Rural Development Programs**
- **Simplification**
- **Managing Market Crises** (Dairy packages and pig meat)
- **CETA**
- **Prepare next steps**
 - Agricultural Market Task Force, Food supply chain
 - Public Consultation

Implementation



Performance is about results and EU value added. We have good evidence that the CAP delivers on the ground

Competitiveness: EU/world prices

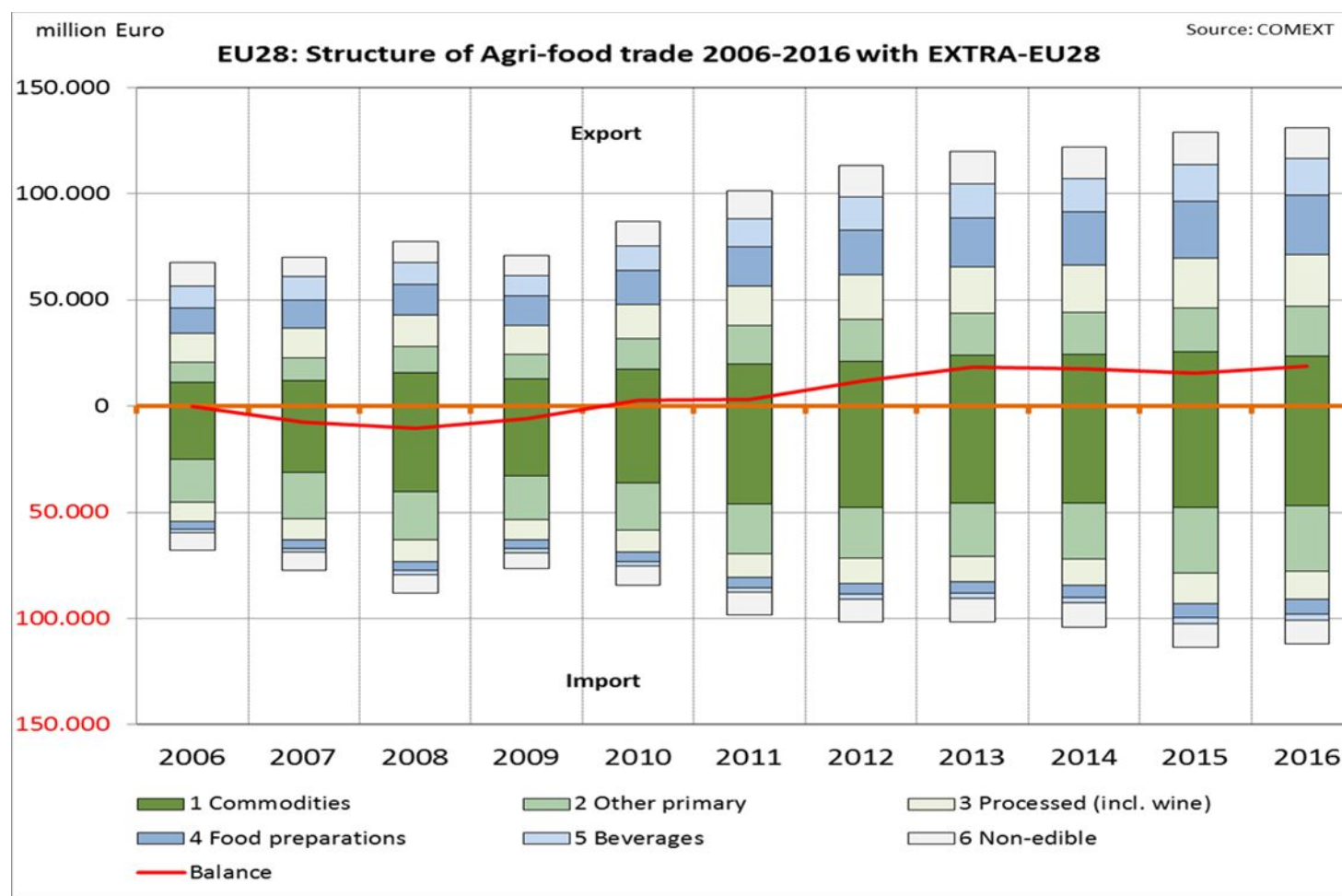


EU prices \approx world prices

Strong exports

Competitive

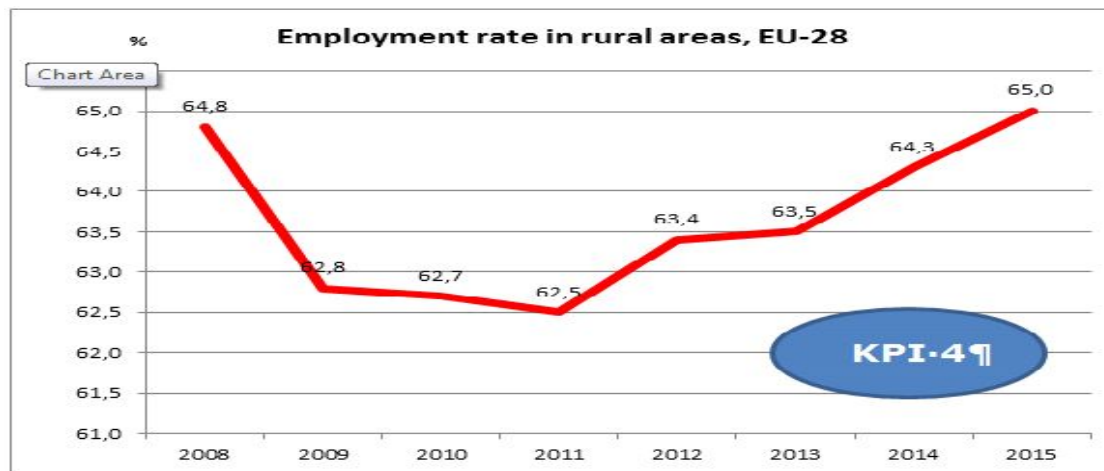
EU Trade Balance



Source: COMEXT

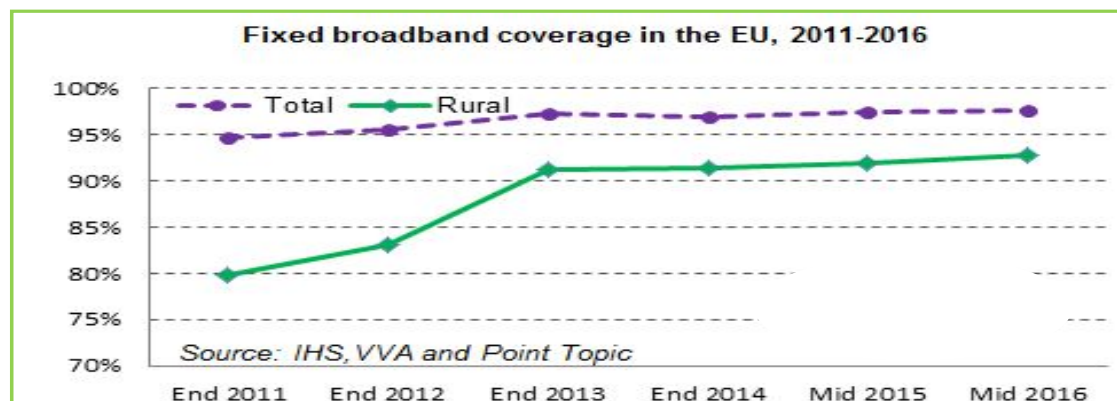
Rural employment is recovering

Rural employment & broadband coverage



Rural employment recovered

- But: factor income decreased lately

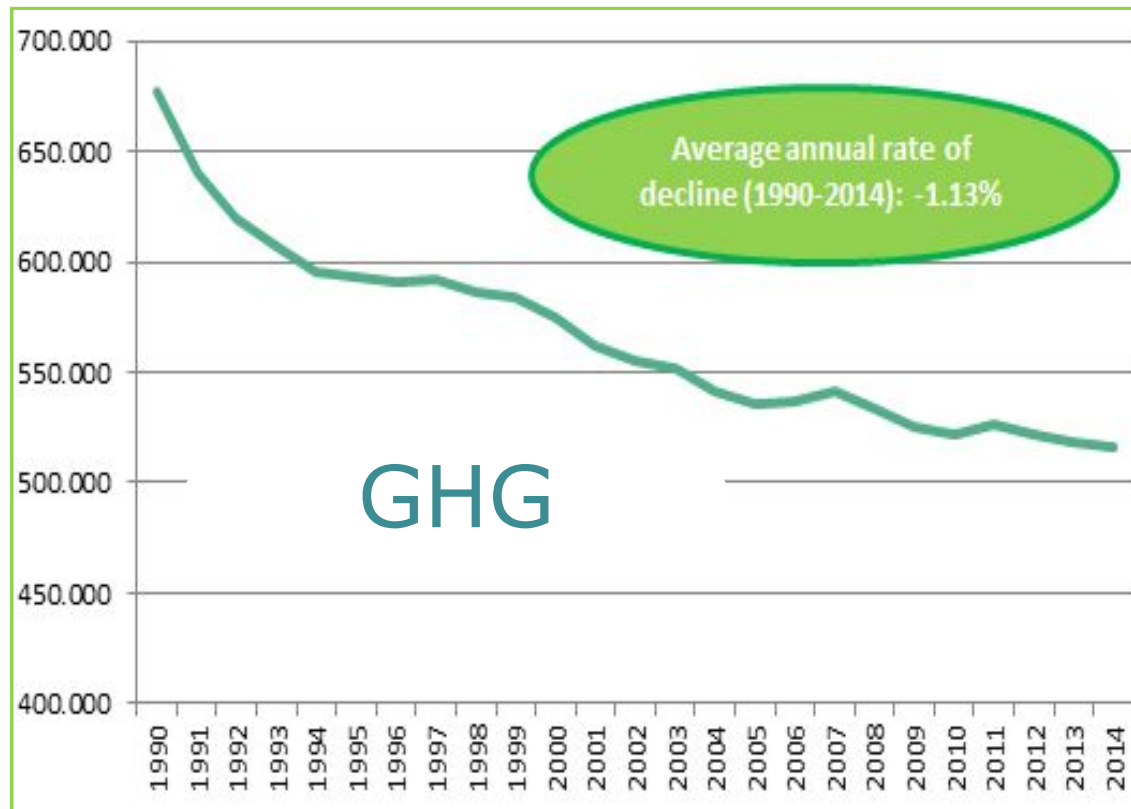


Rural broadband access is improving

- But: rural areas lag behind, notably on high speed new generation access

The CAP delivers on its environmental ambition

GHG emissions



- GHG decrease
- Greening covers 77%
- AECM cover 25%

Despite the progress made, we face serious challenges. Biodiversity e.g. appears to continue its long term decline

Biodiversity – Farmland Bird Index



Challenges:

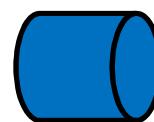
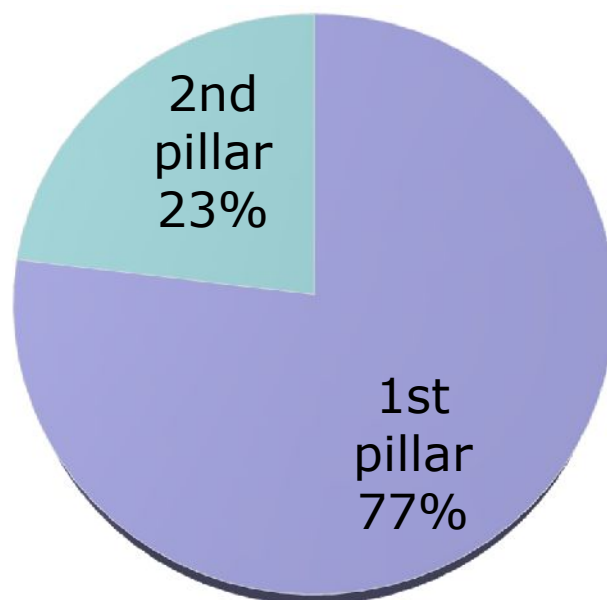
- Biodiversity
- Water
- Soil
- Climate
- Data quality
- ...

Source: EBCC/RSPB/BirdLife/Statistics Netherlands: the European Bird Census Council (EBCC) and its Pan-European Common Bird Monitoring Scheme (PECBMS); data are published on Eurostat database.


With a low error rate and a strong corrective capacity DG AGRI has assurance in 2016

Assurance 2016 – 57 billion Euro paid

CAP total expenditure



Error rate
2.46%



Corrective capacity
2.04%



Final amount at risk
0.43%

+
reservations
action plans

1 Estimated amount at risk at payment, AAR page 67

2 Estimated final amount at risk, AAR page 67 ; other payments include Ipad ,3 Bn with an estimated final amount at risk of million 0,2 Euro

Outlook

- ✓ **2016 Annual Activity Report follows up on Commission's commitment to step up performance reporting**
- ✓ **More detailed picture to come**
 - ✓ **Evaluations: Greening, forestry, climate, viable food production**
 - ✓ **Develop our information base on critical issues**
 - **Within the Common Monitoring and Evaluation Framework**
 - **Use existing data sources where possible**
 - **In close cooperation with Member States**
- ✓ **Yearly performance update**
 - ✓ **Concise**
 - ✓ **Focus on impact**
 - ✓ **Multi-annual perspective**

Thank you