



# Case Management Team

## **CASEWORK MONITOR January – March 2010**

Please tick the crime:

- Terrorism
- Drug trafficking
- THB**
- Fraud
- Corruption
- Cybercrime
- Money laundering
- Activities related to OCG in the economy

### **1.1 Introduction**

Trafficking in Human Beings, in particular for the purpose of sexual exploitation of children and child pornography, has been included amongst Eurojust priorities for 2010-2011 by College Decision 2009-21.

The crime type of trafficking in human beings (THB) has been defined by UNODC as the acquisition of people by improper means such as force, fraud or deception with the aim of exploiting them<sup>1</sup>.

According to the article 1 of the Council Framework Decision of 19 July 2002 on combating trafficking in human beings "each Member State shall take the necessary measures to ensure that the following acts are punishable: the recruitment, transportation, transfer, harbouring, subsequent reception of a person, including exchange or transfer of control over that person, where: (a) use is made of coercion, force or threat, including abduction, or (b) use is made of deceit or fraud, or (c) there is an abuse of authority or of a position of vulnerability which is such that the person has no real and acceptable alternative but to submit to the abuse involved (d) payment or benefits are given or received to achieve the consent of a person having control over another person.

Experience has demonstrated that the most common purposes for which human beings are trafficked are forced labour and/or sexual exploitation.

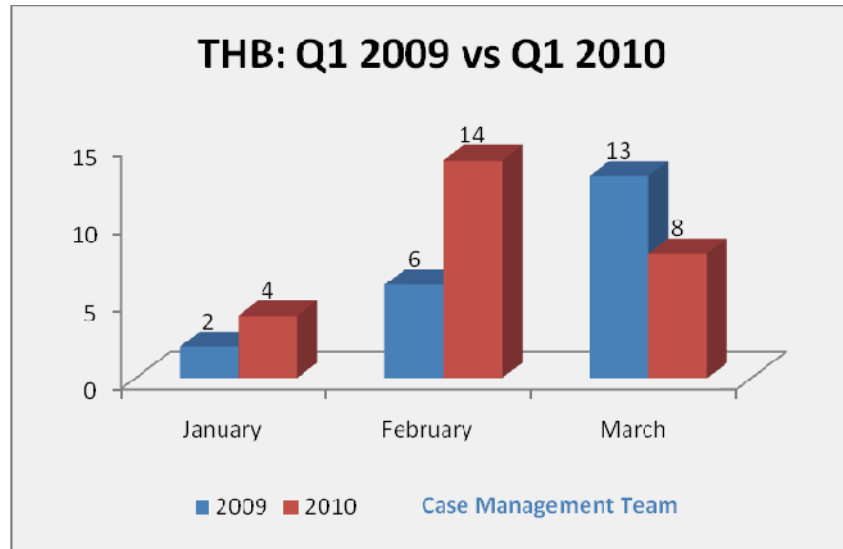
---

<sup>1</sup> <http://www.unodc.org/unodc/en/human-trafficking/what-is-human-trafficking.html>

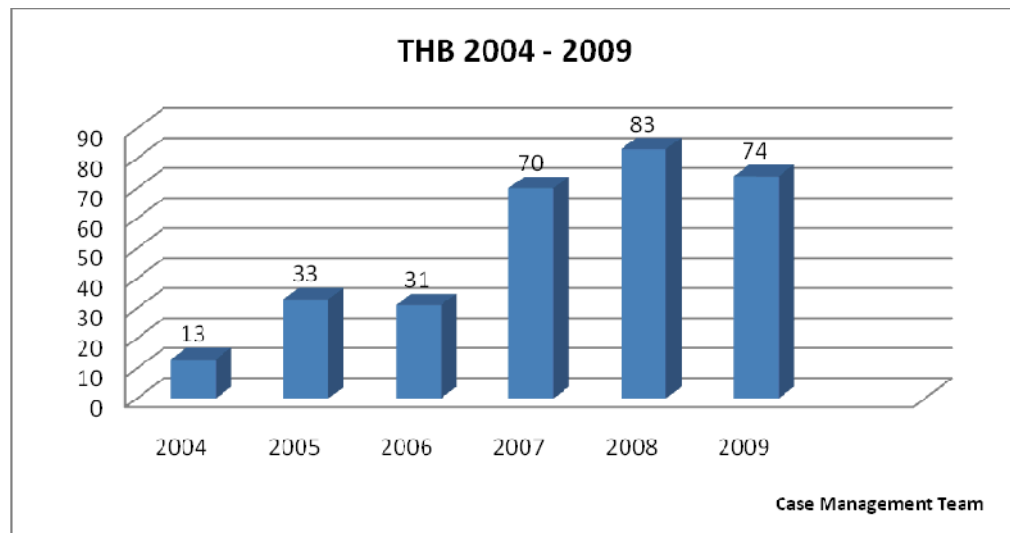
## 1.2 Casework January 2010 – March 2010

### Total number of cases

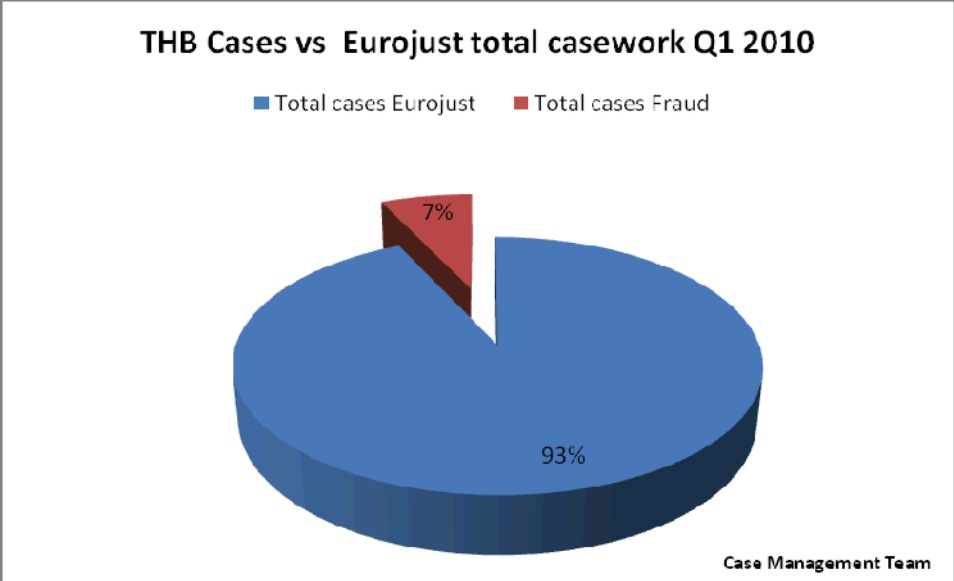
A total of **twenty-Seven operational cases** were registered in the College in the period January – March 2010 under crime type THB. Twenty-one of these cases are still working and 5 were closed in the reported period.



Although there is a decrease in March 2010 compared with March 2009 the global number of cases increases. A historical study of THB case numbers shows an increase of cases in the period 2004 -2008 and a decrease in 2009.



However, the weight of THB cases in terms of percentage of total casework at Eurojust in 2009 represented 5%, whilst in the first quarter 2010 it was 7%.



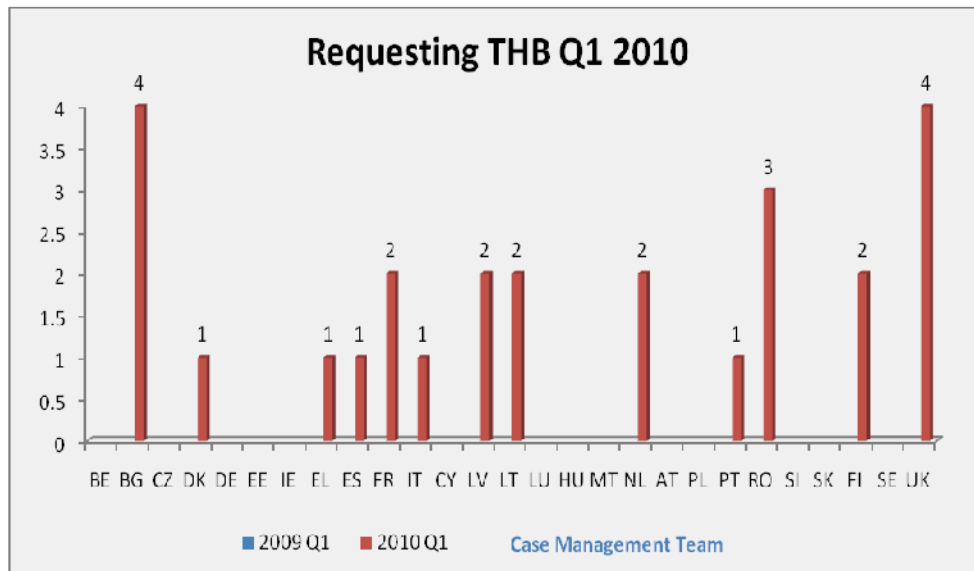
The combined increase in number of cases and percentage of casework in the first quarter 2010 may indicate a recovery of the increasing trend. This will be closely monitored in future reporting

## Cases by requesting and requested country

These statistics show how Member States are involved in Eurojust casework both as case owners (requesting) and as requested countries.

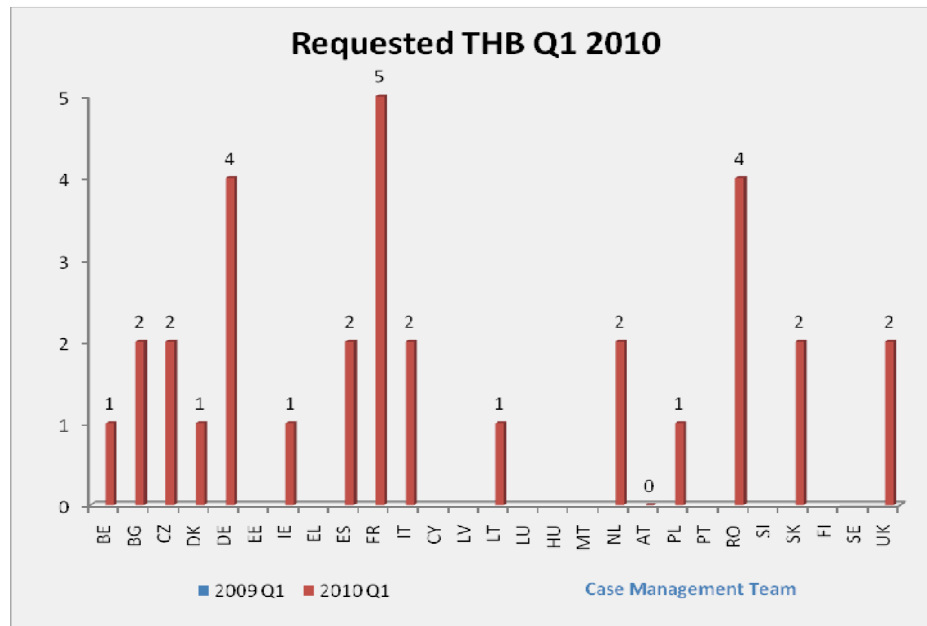
Taking into consideration only the number of cases opened per country may show a partial view of the Member States' actual commitment with the total casework. Thus, some countries may have not many cases opened by themselves but they may be requested to assist in a large number of those opened by others, which entails a heavy workload.

For the first quarter 2010 and concerning **requesting countries** Bulgaria and UK are the Member States that opened the largest number of THB cases in the period January – March 2010 (four cases each), followed by Romania (three cases).



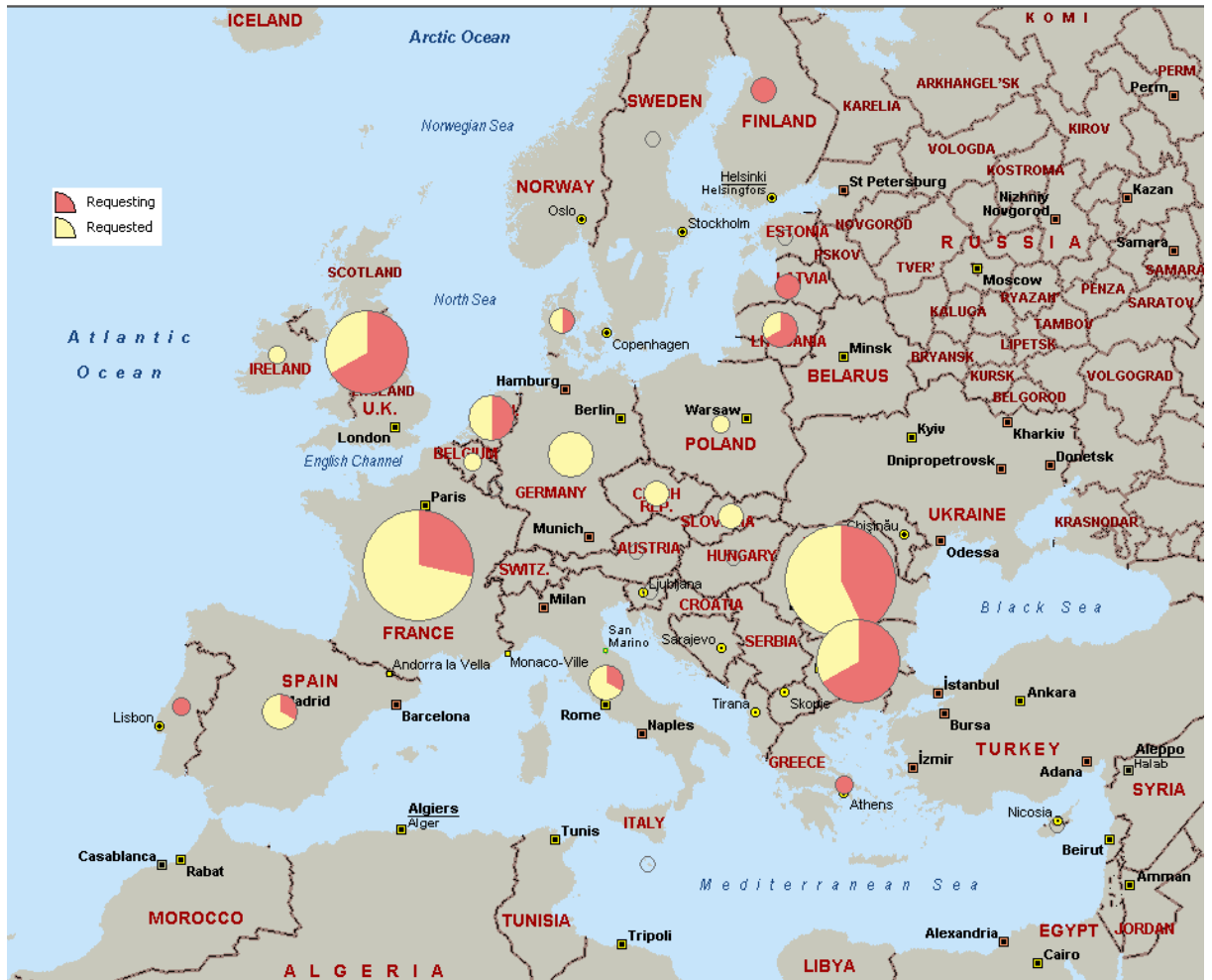
The number of requesting countries in 2010 (13) has significantly increased compared with 2009 (8). This figure together with the increase in case number and in percentage of casework in the first quarter 2010 is a further indication of increasing involvement in THB crimes.

France is the Member State most requested in THB cases in the reported period (five cases). Germany and Romania were each requested in four cases.



Again, the number of requested countries in 2010 (16) has significantly increased compared with 2009 (11). These figures are again an indication of stronger involvement in THB cases.

The map below illustrates the relative weight of casework dealt with by the various desks both as requesting and requested countries. The different size in the pie graphics shows the difference in number of cases.



## Crime type and crime type association

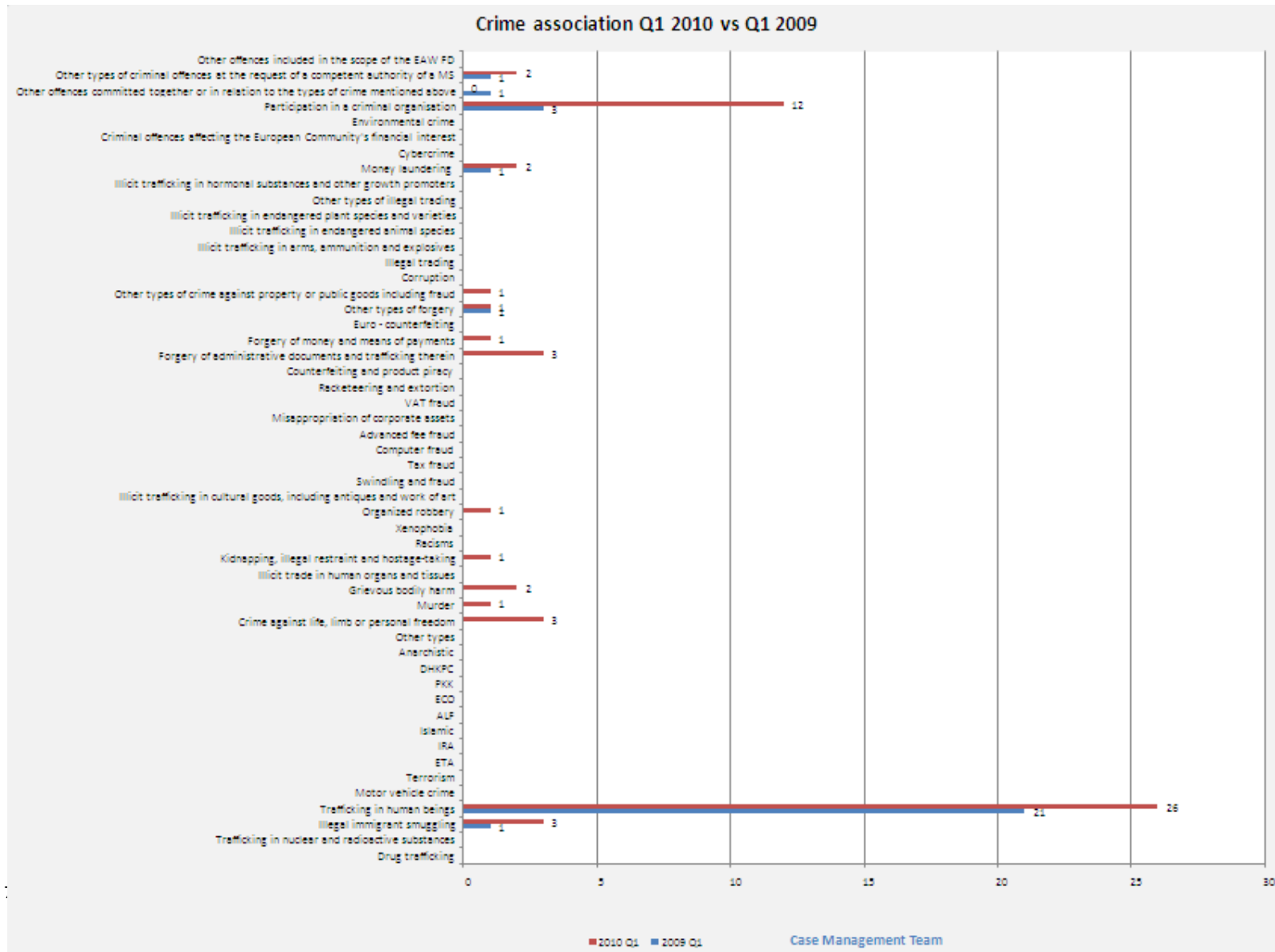
An interesting new feature can be observed in this first quarter 2010: in 2009 there were only four other crimes associated with THB and all of them being classically instrumental to this activity (illegal immigration, money laundering, involvement of a criminal organization and two others not specified).

In 2010, however, thirteen crime categories are associated to THB crimes and it is **significant the fact that violent crimes (crime against life, limb or personal freedom, murder, grievous bodily harm and kidnapping) now appear in this context**. As this is the first time this numbers significantly rise (murder and kidnapping appear only in Q2 and Q4 2009) no conclusions can be made at this stage, but this is a main point for further monitoring.

Also, involvement of criminal organizations significantly escalates. It is however to be seen in subsequent reporting whether this indication becomes an emerging trend.



# Case Management Team







# Case Management Team

## CONCLUSIONS

- An increase in THB cases at Eurojust during the first quarter 2010 and in its percentage of the total case work, together with an increase in the numbers of both requesting and requested countries his crime area are indications of more involvement of Eurojust in THB investigations, to be confirmed in subsequent reporting.
- Among the crimes associated with THB cases an increase in violent crimes and involvement of criminal organizations has been observed. To be monitored in further reporting.

### 1.3 Level III coordination meetings

THB was mentioned as the crime type in 3 of the 39 coordination meetings held between the 1st of January and the 31st of March 2010.

Case no.	Date	Requesting Country	Requested Countries	Inside EJ	Outside EJ
396/NMIT/2009	14.01.	IT	BE, FR, EL and UK	1	
4/NMUK/2010	27.01.	UK	CZ	1	
1233/NMDE/2009	28.01.	DE	RO	1	

Ratio of coordination meetings on fraud cases vs. total during first quarter 2010.

