


## Planning of the IPA

### Planning for assistance

Actions funded through IPA are in line with the priorities set out in the European Partnerships and Accession Partnerships for each country and in the enlargement strategy and progress reports published each autumn.

### Latest Multi-annual Indicative Financial Framework (MIFF)

The annual enlargement package is accompanied by the IPA Multi-annual Indicative Financial Framework  [32 KB] (MIFF).

The MIFF provides information on the Commission's intentions in terms of indicative financial allocations by country and by component. This financial matrix forms the link between the political framework and the budgetary process. It is revised annually, on a rolling three-year basis. The latest published MIFF is for 2009-12.













The table here shows a summary by country in million Euros.
















Country	2007	2008	2009	2010	2011	2012	2013
<u>Croatia</u>	141.2	146.0	151.2	154.2	157.2	160,4	
<u>Former Yugoslav Republic of Macedonia</u>	58.5	70.2	81.8	92.3	98.7	105,8	
<u>Iceland</u>	-	-	-	-	-	-	
<u>Turkey</u>	497.2	538.7	566.4	653.7	781.9	899,5	
<u>Albania</u>	61.0	70.7	81.2	93.2	95.0	96,9	
<u>Bosnia &amp; Herzegovina</u>	62.1	74.8	89.1	106.0	108.1	110,2	
<u>Montenegro</u>	31.4	32.6	33.3	34.0	34.7	35,4	
<u>Serbia</u>	189.7	190.9	194.8	198.7	202.7	206,8	
<u>Kosovo (under UNSCR 1244)</u>	68.3	124.7	66.1	67.3	68.7	70,0	
<u>Multi-Beneficiary Programme</u>	109.0	140.7	160.0	157.7	160.8	164,2	

### Latest multi-annual indicative planning documents

Based on the allocations in the MIFF, and on the priorities identified within the political framework, the Commission prepares Multi-annual Indicative Planning Documents (MIPD) for each country, plus one for all multi-beneficiary programmes. These also cover a three-year period. The latest published MIPDs cover the period 2009-2011.

The next MIPDs (2011-2013) will reflect the Commission's intention to increasingly use a more sector-based logic in its planning of pre-accession assistance.

Country	2007-2009	2008-2010	2009-2011	2010 Assessments*	2010-2010
<u>Croatia</u>	<a href="#">PDF</a>  [343 KB]	<a href="#">PDF</a>  [255 KB]	<a href="#">PDF</a>  [290 KB]		
<u>Former Yugoslav Republic of Macedonia</u>	<a href="#">PDF</a>  [291 KB]	<a href="#">PDF</a>  [238 KB]	<a href="#">PDF</a>  [307 KB]		
<u>Turkey</u>	<a href="#">PDF</a>  [269 KB]	<a href="#">PDF</a>  [236 KB]	<a href="#">PDF</a>  [280 KB]		
<u>Albania</u>	<a href="#">PDF</a>  [154 KB]	<a href="#">PDF</a>  [109 KB]	<a href="#">PDF</a>  [105 KB]		

<a href="#">Bosnia &amp; Herzegovina</a>	<a href="#">PDF  [130 KB]</a>	<a href="#">PDF  [119 KB]</a>	<a href="#">PDF  [137 KB]</a>		
<a href="#">Montenegro</a>	<a href="#">PDF  [157 KB]</a>	<a href="#">PDF  [116 KB]</a>	<a href="#">PDF  [131 KB]</a>		
<a href="#">Serbia</a>	<a href="#">PDF  [207 KB]</a>	<a href="#">PDF  [155 KB]</a>	<a href="#">PDF  [174 KB]</a>		
<a href="#">Kosovo (under UNSCR 1244)</a>	<a href="#">PDF  [143 KB]</a>	<a href="#">PDF  [97 KB]</a>	<a href="#">PDF  [112 KB]</a>		
<a href="#">Multi-Beneficiary Programme</a>	<a href="#">PDF  [207 KB]</a>	<a href="#">PDF  [138 KB]</a>	<a href="#">PDF  [175 KB]</a>		
Component I					
Component II					

\*In 2010, assessments on the continued relevance of the MIPDs led to the decision not to revise the MIPDs for 2010-2012. Instead, a global MIPD 2010-2012 was adopted to include figures for 2012.

### **Monitoring of assistance**

The European Commission supervises the implementation of pre-accession programmes through its services in DG Enlargement; DG Regional Policy; DG Employment, Social Affairs and Equal Opportunities; DG Agriculture and Rural Development; and through its Delegations in the beneficiary countries.

Joint committees have been set up between the Commission and the beneficiary countries to monitor the implementation of financial assistance programmes. Monitoring and evaluation reports are produced and corrective actions agreed upon when necessary. Further monitoring takes place at sector and project level.

### **Evaluation of assistance**

DG Enlargement carries out ongoing evaluation of financial assistance. The DG ensures that the findings, results and recommendations of this evaluation are translated into improved project design and implementation, and optimised resource allocation.

### **Reporting of assistance**

In line with DG Enlargement's obligation to provide detailed information to the Council of the EU and the European Parliament, two reports are published each year. The "Report on Phare, Pre-accession, Transition and Cards Instruments" covers the financial assistance provided by the previous financial instruments managed by DG Enlargement, while the "Report on the Implementation of Financial Assistance under IPA" covers activities financed by IPA.