

# ALGERIA


## MAIN ECONOMIC INDICATORS

Surface Area: 2.381,7 1000 sq km  
 Population: 34,8 Millions of inhabitants - 2008 (estimates after 2007)  
 Current GDP: 108,6 Billions of euros - 2008 (estimates after 2007)  
 GDP per capita: 3.119,5 Euros - 2008 (estimates after 2007)

Sources: World Bank (WDI), IMF (WEO), DG Trade  
 \* Note: Trade-to-GDP ratio = (Exports + Imports) / GDP

	2005	2006	2007	2008
Exports-to-GDP ratio:	47,7 % (2008)			
Imports-to-GDP ratio:	28,0 % (2008)			
Trade-to-GDP ratio * :	75,7 % (2008)			
Real GDP growth (% , estimates after 2007)	5,1	2,0	3,0	3,0
Inflation rate (% , estimates after 2007)	1,6	2,5	3,6	4,5
Current account balance (% of GDP, estimates after 2007)	20,6	24,8	22,6	23,2

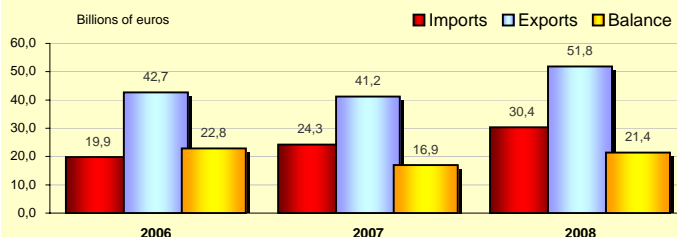
## GDP BY SECTOR



Source: World Bank (World Development Indicators)

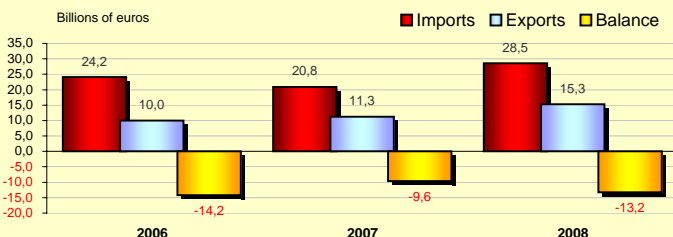
## TRADE IN GOODS

### ALGERIA WITH THE WORLD



Source: IMF (Direction of Trade Statistics)

### EU27 WITH ALGERIA

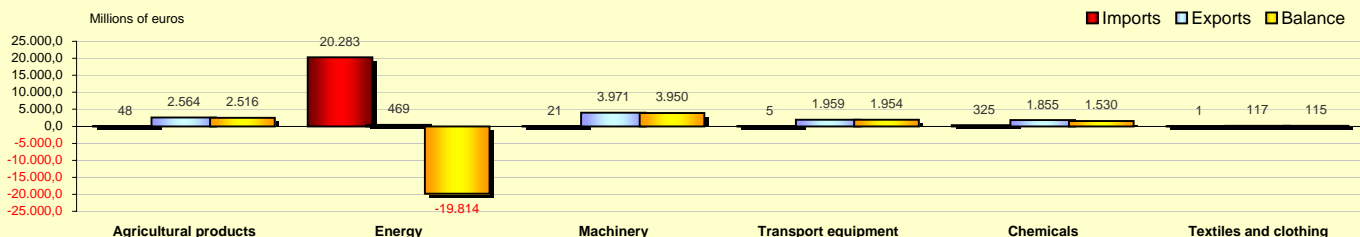


Source: Eurostat, Statistical Regime 4

% OF THE WORLD (excluding Intra-EU Trade)	2006	2007	2008
Imports	0,3%	0,3%	0,4%
Exports	0,6%	0,6%	0,6%

% OF TOTAL EXTRA-EU27	2006	2007	2008
Imports	1,8%	1,5%	1,8%
Exports	0,9%	0,9%	1,2%

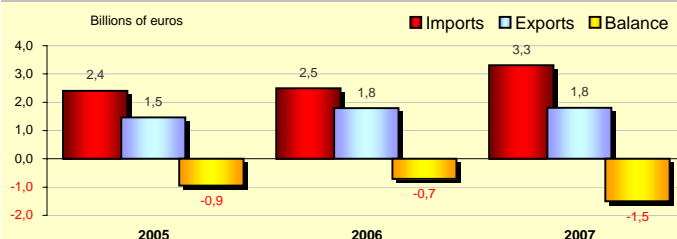
## EU27 MERCHANDISE TRADE WITH ALGERIA BY PRODUCT (2008)



Source: Eurostat, statistical regime 4


## TRADE IN COMMERCIAL SERVICES (SERVICES EXCLUDING "GOVERNMENT SERVICES")

### ALGERIA WITH THE WORLD



Source: World Trade Organisation

### EU27 WITH ALGERIA



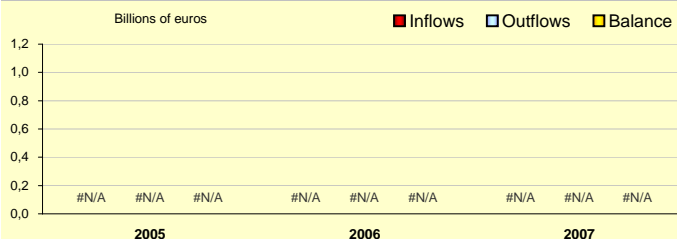
Source: Eurostat (NewCronos)

% OF THE WORLD (excluding Intra-EU Trade)	2005	2006	2007
Imports	0,2%	0,2%	0,2%
Exports	0,1%	0,1%	0,1%

% OF TOTAL EXTRA-EU27	2005	2006	2007
Imports	-	-	-
Exports	-	-	-

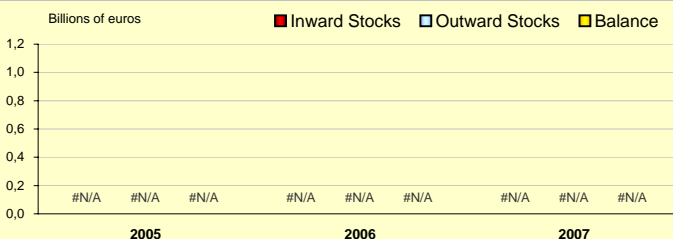
## FOREIGN DIRECT INVESTMENT

### EU27 FDI WITH ALGERIA



Source: Eurostat (NewCronos)

### EU27 STOCKS OF FDI WITH ALGERIA



Source: Eurostat (NewCronos)