

MOROCCO

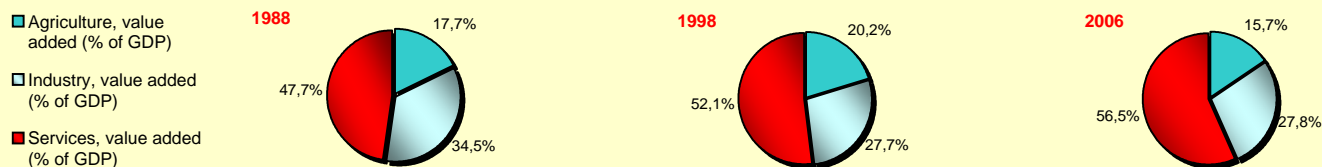
MAIN ECONOMIC INDICATORS

Surface Area: 446,6 1000 sq km
 Population: 31,4 Millions of inhabitants - 2008 (estimates after 2004)
 Current GDP: 58,7 Billions of euros - 2008 (estimates after 2007)
 GDP per capita: 1.868,5 Euros - 2008 (estimates after 2004)

Sources: World Bank (WDI), IMF (WEO), DG Trade
 * Note: Trade-to-GDP ratio = (Exports + Imports) / GDP

		2005	2006	2007	2008
Exports-to-GDP ratio:	22,8 % (2008)				
Imports-to-GDP ratio:	46,6 % (2008)				
Trade-to-GDP ratio * :	69,4 % (2008)				
	Real GDP growth (% , estimates after 2007)	3,0	7,8	2,7	5,4
	Inflation rate (% , estimates after 2008)	1,0	3,3	2,0	3,9
	Current account balance (% of GDP, estimates after 2007)	1,8	2,2	0,2	-5,6

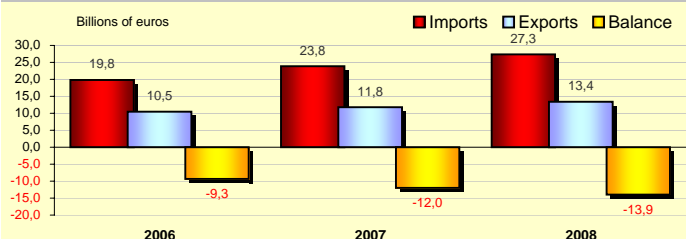
GDP BY SECTOR



Source: World Bank (World Development Indicators)

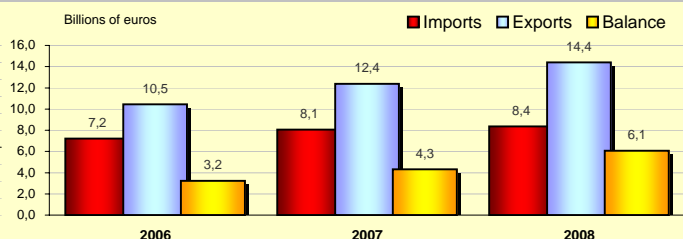
TRADE IN GOODS

MOROCCO WITH THE WORLD



Source: IMF (Direction of Trade Statistics)

EU27 WITH MOROCCO

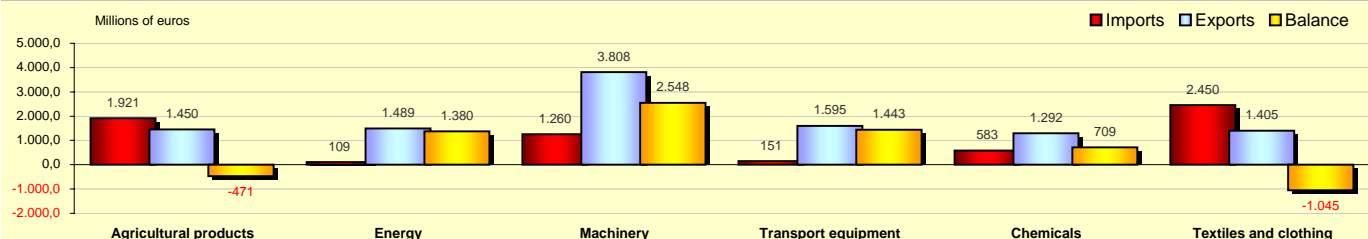


Source: Eurostat, Statistical Regime 4

% OF THE WORLD (excluding Intra-EU Trade)	2006	2007	2008
Imports	0,3%	0,3%	0,3%
Exports	0,2%	0,2%	0,2%

% OF TOTAL EXTRA-EU27	2006	2007	2008
Imports	0,5%	0,6%	0,5%
Exports	0,9%	1,0%	1,1%

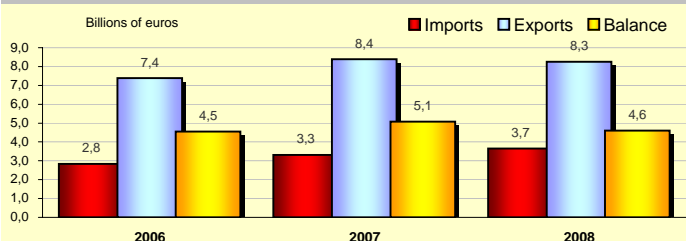
EU27 MERCHANDISE TRADE WITH MOROCCO BY PRODUCT (2008)



Source: Eurostat, statistical regime 4

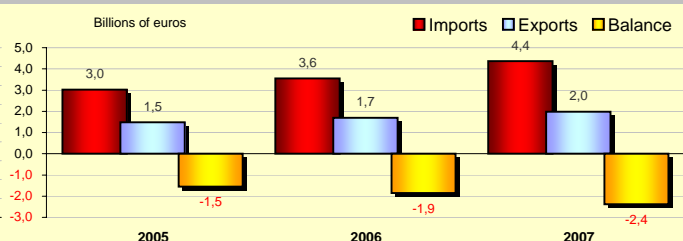
TRADE IN COMMERCIAL SERVICES (SERVICES EXCLUDING "GOVERNMENT SERVICES")

MOROCCO WITH THE WORLD



Source: World Trade Organisation

EU27 WITH MOROCCO



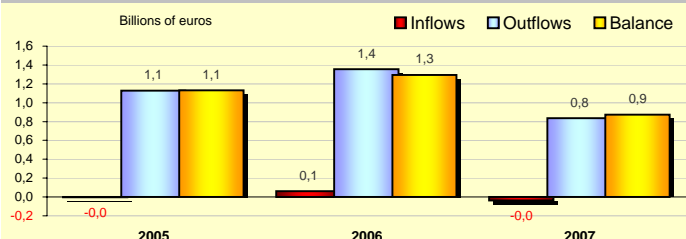
Source: Eurostat (NewCronos)

% OF THE WORLD (excluding Intra-EU Trade)	2006	2007	2008
Imports	0,2%	0,2%	0,2%
Exports	0,5%	0,5%	0,4%

% OF TOTAL EXTRA-EU27	2005	2006	2007
Imports	0,9%	1,0%	1,1%
Exports	0,4%	0,4%	0,4%

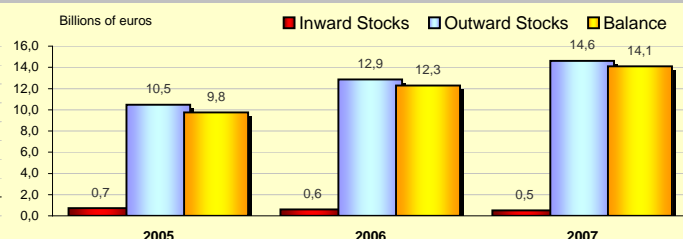
FOREIGN DIRECT INVESTMENT

EU27 FDI WITH MOROCCO



Source: Eurostat (NewCronos)

EU27 STOCKS OF FDI WITH MOROCCO



Source: Eurostat (NewCronos)