



Directorate-General for Communication
Public Opinion Monitoring Unit

Brussels, 6 February 2013

Two years to go to the 2014 European elections
European Parliament Eurobarometer (EB/PE 77.4)

FOCUS REPORT ON EUROPEAN CITIZENSHIP

Coverage: EU 27 (26 622 European citizens)
Population: Europeans aged 15 and over
Methodology: Face-to-face (CAPI)
Fieldwork: 2-17 June 2012, conducted by TNS Opinion

INTRODUCTION	3
A. EUROPEAN CITIZENSHIP	7
1. Feeling of identity	7
2. Elements of European citizenship	9
3. EU citizens' rights	11
4. Charter of Fundamental Rights	13
B. EUROPEAN CITIZENS' INITIATIVE	15
1. Awareness of the European Citizens' Initiative	15
2. Use of the European Citizens' Initiative	17
3. Means of using the European Citizens' Initiative	19
4. Areas in which to use the European Citizens' Initiative	21
C. MAKING ONE'S VOICE HEARD	25

Public Opinion Monitoring Unit
Jacques Nancy +32 2 284 24 85
EPEurobarometer@europarl.europa.eu

Eurobarometers used to analyse trends:

EB/CE73.4 *Standard*
Fieldwork: 5-28 May 2010 (TNS Opinion)
Coverage: EU 32 (30 715 interviews)
Population: 15 years and over

Note to readers:

Readers should be aware that survey findings are an estimate, the accuracy of which, all other things being equal, depends on the sample size and observed percentage. For samples of roughly 1 000 interviews (the sample size generally used per Member State), the actual percentage (i.e. as if the whole population had been surveyed), would vary within the following reliability limits:

Observed percentages	10% or 90%	20% or 80%	30% or 70%	40% or 60%	50%
Reliability limits	+/- 1.9 points	+/- 2.5 points	+/- 2.7 points	+/- 3.0 points	+/- 3.1 points

INTRODUCTION

On the occasion of the *European Year of Citizens 2013*, the Public Opinion Monitoring Unit has turned the spotlight on the issue of European citizenship and fundamental rights.

This focus report draws on the results of the EB/EP survey *'Two years to go to the European elections'* (EB77.4), which was published on 6 September 2012¹. It enables a number of conclusions to be drawn in various areas:

A. The feeling of having both a 'National and European Identity' has waned slightly:

When questioned about how they saw themselves in the near future with regard to identity, **44% (+5) of those surveyed said they felt 'National only'**, **43% (-3) 'National and European'**, 6% (-2) *'European and National'* and 4% (=) *'European only'*.

➤ At **national level:**

- those feeling *'National and European'* were in a majority in **14 Member States**;
- those feeling *'National only'* were in a majority in **13 Member States**.

➤ It is important to stress that the **replies given in the countries worst effected by the crisis often varied greatly**. The greatest increases in the number of people feeling *'National only'* were in Spain, Bulgaria and Portugal and, to a lesser extent, in Italy and Ireland. On the other hand, there was a strong decrease in that feeling in Greece, where the feeling of being both *'National and European'* had risen sharply.

➤ There were also **large variations between eurozone and non-eurozone** respondents. 38% of people felt themselves *'National only'* in the eurozone, while that figure was 54% outside the eurozone. Conversely, the feeling of being both *'National and European'* was 48% in the eurozone but 36% outside the eurozone.

B. A European citizenship based on material considerations:

When asked what would **strengthen their feeling of being a European citizen**, those surveyed focussed on very tangible issues. Of all the factors from which they could choose, it was ones directly linked with their everyday lives that were the most popular (*Respondents could chose up to 3 answers from a list of 8 factors*):

- a *harmonised European social welfare system* (44%);

¹ The full results of this survey are available on the European Parliament's Eurobarometer internet page at <http://www.europarl.europa.eu/aboutparliament/en/00191b53ff/Eurobarometer.html>

- *being able to live in any EU Member State after retirement and to draw one's pension there* (33%);
 - *generalised recognition of qualifications* (33%);
 - *European emergency services to combat natural disasters* (26%);
 - *a European identity card* (25%);
 - *having the right to vote in another EU Member States* (24%)
- Again, **national variations** reflect a range of concerns. There was also a wide range of possible factors (14 items) – see the table on page 10.
- The European average conceals major **differences between the eurozone and areas outside the eurozone** on the first factors quoted: a *harmonised social welfare system* received 11 points more in the eurozone than it did outside the eurozone; *recognition of qualifications* received 12 points more in the eurozone; a *European identity card* also received 10 points more.

C. In the eyes of Europeans, the **most important citizens rights** are:

- *the right to move and reside freely in the EU* (45%);
- *the right to sound administration by EU institutions* (30%).

One should note that *having the right to vote in all European elections if one moves to another Member State* is in sixth position, with 20%.

- There are substantial **variations between Member States**. The *right to move freely* was very important in Scandinavian countries, with 66% of responses in Sweden, 65% in Denmark and 63% in Finland. On the other hand, this lowest response rate was in Italy (21%), Greece (30%), Malta and Spain (32%) and in Portugal (33%).

Conversely, in Italy, the *right to sound administration* came top of the list, with 47% of responses (as in Belgium), followed by Bulgaria (46%) and Finland (39%).

- There was a 16-point difference between the **eurozone and non-eurozone areas** concerning the *right to sound administration*.

D. **Low awareness among European citizens' of the EU Charter of Fundamental Rights**

Concerning the Charter of Fundamental Rights, **59% of those surveyed said that they had never heard of the Charter**, while around **two in five Europeans had heard of the Charter** (39%). However, 32% of those people did not know exactly what it was, as against 7% who did.

- On a **country-by-country** basis, the Charter is best known in the Czech Republic, where 64% of respondents had heard of it. Conversely, the Charter

was least well known in the United Kingdom (79% of British citizens had not heard of it).

- The Charter is **better known in the eurozone** (41% of respondents had heard of it) than outside the eurozone (35%).

E. Very limited awareness of the European Citizens' Initiative (ECI)

- Europeans are unfamiliar with another **noteworthy democracy-oriented innovation under the Lisbon Treaty – the ECI.**

Only **one citizen in four has already heard of the European Citizens' Initiative** (26%), while 70% had not.

- On a **country-by-country** basis, awareness of the ECI was highest in Austria, at 56%. It was least well known in Denmark, (85% of respondents had never heard of the ECI).

- There was **very little difference** between **eurozone and non-eurozone** areas on this issue.

- **European citizens' initiative: Europeans sure about the principle, confused as to its practical implementation.**

1. The findings show that **62%** of Europeans feel that it would be *difficult gather together signatures of 1 million citizens from 27 Member States.*

- It should be noted that 8 points separate the **eurozone** (65%) from the **non-eurozone** areas (57%) on this issue.

2. On the other hand, **66% think that the ECI is an effective means of ensuring the direct participation of European citizens in EU decisions.**

- The Danish are the most sceptical on this matter, with 42% respondents not agreeing with this statement. The Cypriots are the most enthusiastic, with 83% of respondents agreeing with this statement.

- Concerning the **means respondents would use for an ECI**, the most popular (50% of respondents) stated they would use the *internet*, followed by 39% by *mail*.

- Concerning the **areas in which they would use the ECI**, the majority of Europeans again quoted **issues closely connected with their everyday lives**. There has been a marked increase in the popularity of those themes in the past two years (in comparison to the same questions asked in April 2010).

- *Employment* (53%, +16)
- *Education* (34%, +9)
- *Pensions* (32%, +7)

- *Taxation* (27%, +8)
- *Fundamental rights of EU citizens* (27%, +5)
- *Environment* (25%, +1)

➤ The **country-by-county variations** for these 18 items are shown in the tables on pages 22 to 24.

F. Once its purpose has been explained, the European Citizens' Initiative is viewed by Europeans as one of the best ways of making one's voice heard.

It was chosen by **almost one third of respondents (29%)** as being one of the best ways of making one's voice heard by decision-makers in the EU, just after **voting in European elections (57%)**.

It came before:

- | | |
|--|-----|
| - <i>Writing to your MEP</i> | 19% |
| - <i>Joining a trade union</i> | 12% |
| - <i>Being a member of a consumers' association</i> | 11% |
| - <i>Being a member of, or supporting, European associations or NGOs</i> | 12% |
| - <i>Taking part in debates on the websites or social media sites of the European institutions</i> | 13% |
| - <i>Writing directly to the European institutions</i> | 18% |

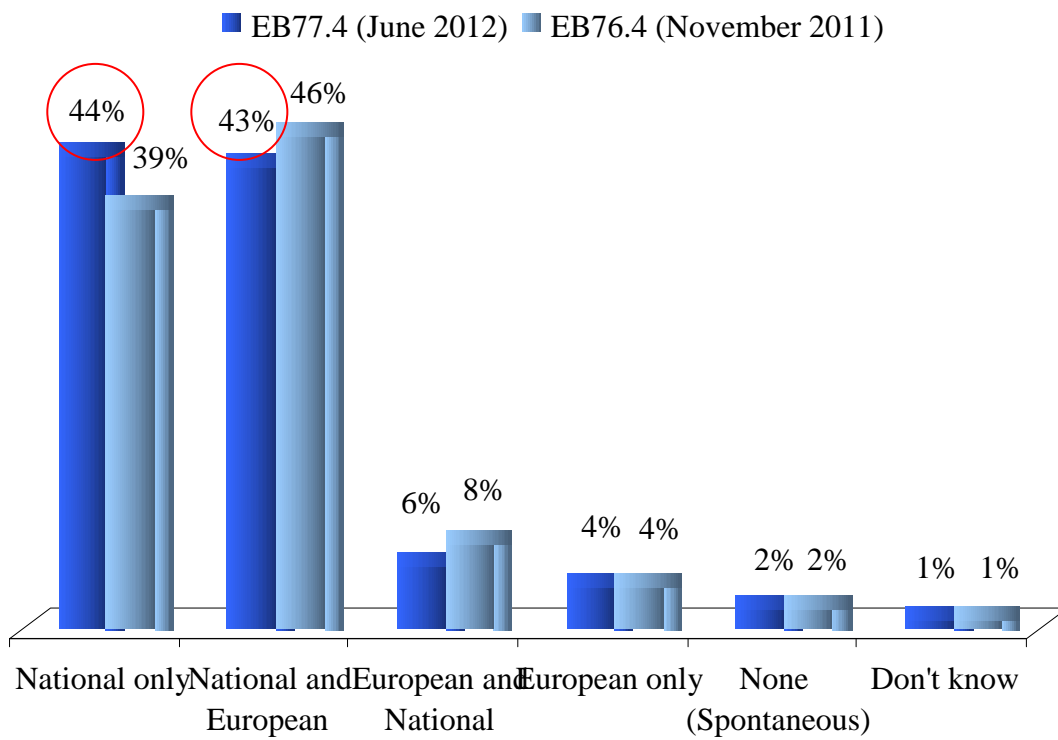
* * *

A. EUROPEAN CITIZENSHIP

1. Feeling of identity

1) European average

QP8 *In the near future, do you see yourself as...?*



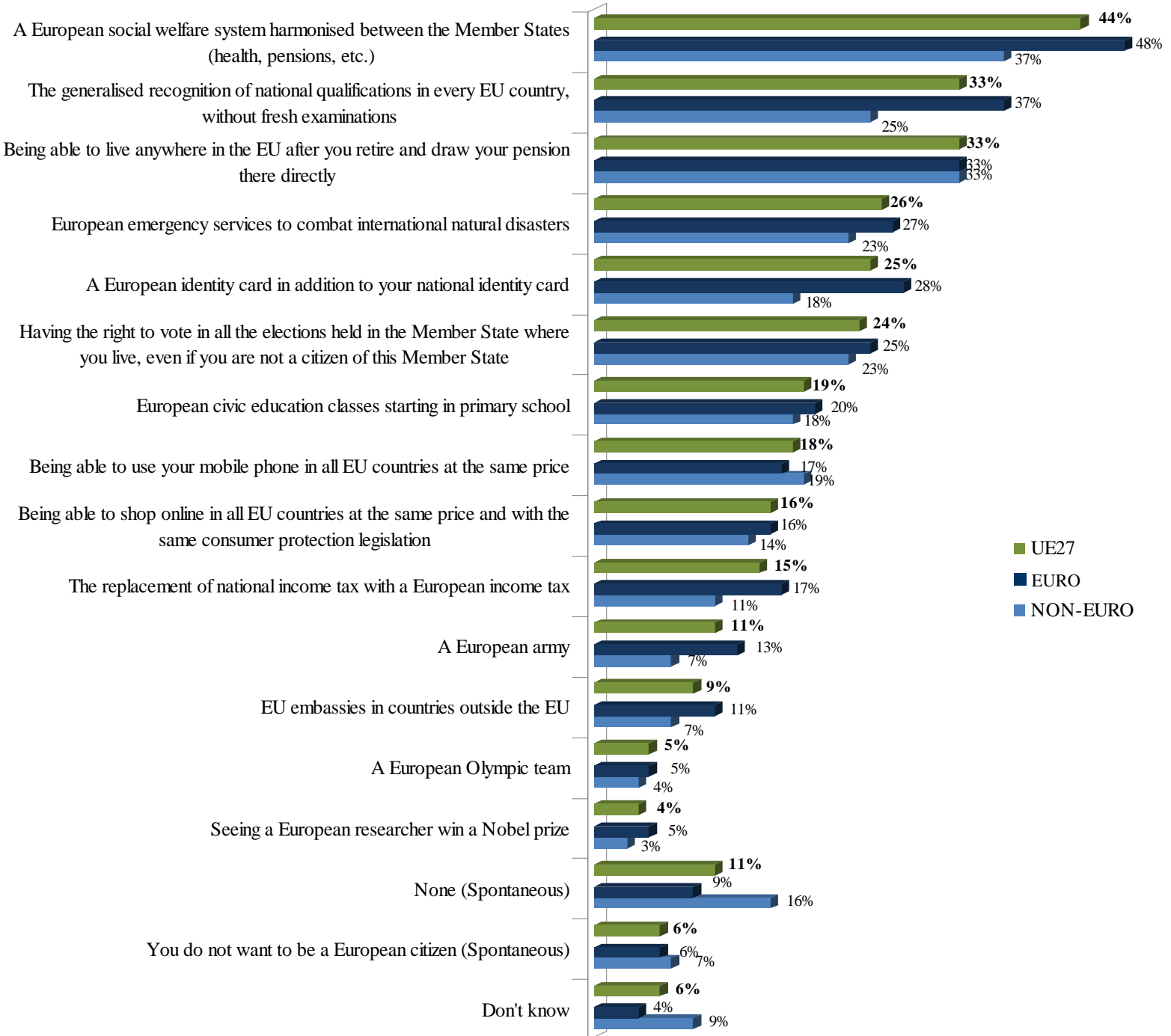
2) National variations**QP8** *In the near future, do you see yourself as...?*

	National only			National and European			European and National			European only			None (Spontaneous)			Don't know		
	EB76.3 Nov. 11	EB77.4 June 12	Diff. EB77.4- EB76.3	EB76.3 Nov. 11	EB77.4 June 12	Diff. EB77.4- EB76.3	EB76.3 Nov. 11	EB77.4 June 12	Diff. EB77.4- EB76.3	EB76.3 Nov. 11	EB77.4 June 12	Diff. EB77.4- EB76.3	EB76.3 Nov. 11	EB77.4 June 12	Diff. EB77.4- EB76.3	EB76.3 Nov. 11	EB77.4 June 12	Diff. EB77.4- EB76.3
ES	30%	41%	+11	51%	43%	-8	9%	5%	-4	5%	6%	+1	4%	3%	-1	1%	2%	+1
BG	42%	52%	+10	40%	37%	-3	9%	5%	-4	2%	2%	=	2%	1%	-1	5%	3%	-2
PT	46%	56%	+10	40%	33%	-7	7%	5%	-2	3%	2%	-1	2%	2%	=	2%	1%	-1
LT	50%	59%	+9	37%	32%	-5	6%	4%	-2	3%	2%	-1	3%	2%	-1	1%	1%	=
PL	41%	49%	+8	50%	45%	-5	7%	4%	-3	1%	1%	=	0%	0%	=	1%	1%	=
IT	28%	36%	+8	55%	49%	-6	10%	6%	-4	2%	3%	+1	3%	2%	-1	2%	3%	+1
SI	38%	45%	+7	50%	44%	-6	6%	4%	-2	4%	3%	-1	1%	2%	+1	0%	1%	+1
SK	31%	38%	+7	52%	52%	=	12%	6%	-6	2%	2%	=	1%	1%	=	1%	1%	=
LV	49%	55%	+6	34%	31%	-3	11%	7%	-4	4%	4%	=	2%	2%	=	0%	1%	+1
BE	28%	34%	+6	49%	50%	+1	14%	8%	-6	8%	5%	-3	1%	2%	+1	0%	1%	+1
EE	45%	51%	+6	44%	41%	-3	6%	5%	-1	4%	2%	-2	1%	0%	-1	0%	1%	+1
CZ	54%	60%	+6	36%	34%	-2	6%	4%	-2	3%	1%	-2	1%	1%	=	0%	0%	=
IE	58%	63%	+5	33%	33%	=	4%	1%	-3	2%	1%	-1	0%	1%	+1	3%	1%	-2
UK	60%	65%	+5	30%	27%	-3	5%	3%	-2	2%	2%	=	2%	2%	=	1%	1%	=
EU27	39%	44%	+5	46%	43%	-3	8%	6%	-2	4%	4%	=	2%	2%	=	1%	1%	=
MT	32%	37%	+5	62%	60%	-2	4%	1%	-3	1%	1%	=	1%	0%	-1	0%	1%	+1
DE	31%	34%	+3	51%	48%	-3	11%	10%	-1	6%	6%	=	1%	1%	=	0%	1%	+1
HU	50%	52%	+2	41%	42%	+1	6%	4%	-2	2%	1%	-1	1%	1%	=	0%	0%	=
NL	32%	34%	+2	52%	52%	=	10%	10%	=	4%	3%	-1	2%	1%	-1	0%	0%	=
FI	46%	48%	+2	46%	46%	=	5%	4%	-1	1%	1%	=	2%	1%	-1	0%	0%	=
FR	37%	38%	+1	48%	50%	+2	8%	6%	-2	5%	5%	=	1%	1%	=	1%	0%	-1
CY	40%	39%	-1	40%	42%	+2	13%	10%	-3	6%	7%	+1	1%	1%	=	0%	1%	+1
LU	22%	21%	-1	44%	45%	+1	15%	15%	=	18%	16%	-2	1%	3%	+2	0%	0%	=
SE	39%	38%	-1	51%	56%	+5	6%	4%	-2	3%	1%	-2	1%	1%	=	0%	0%	=
DK	41%	38%	-3	52%	57%	+5	5%	3%	-2	1%	2%	+1	1%	0%	-1	0%	0%	=
AT	44%	40%	-4	42%	49%	+7	10%	8%	-2	2%	2%	=	1%	1%	=	1%	0%	-1
RO	44%	40%	-4	25%	32%	+7	13%	12%	-1	9%	7%	-2	2%	2%	=	6%	6%	=
EL	54%	39%	-15	35%	53%	+18	7%	4%	-3	2%	1%	-1		2%	=		1%	+1

2. Elements of European citizenship

1) European average

QP10T Which of the following things would do most to strengthen your feeling of being a European citizen? (Max. 6 replies)



2) *Country-by-country results*

QP10T

Things strengthening the feeling of being a European citizen (Max. 6 replies)

	European harmonised welfare system	Being able to live anywhere in the EU after retiring and drawing your pension there	Recognition of qualifications	European emergency services (natural disasters)	Europe an ID card*	Right to vote in national elections in another Member States	European civic education classes	Being able to use your mobile phone in all EU countries at the same price	On-line shopping in all EU countries at the same prices	European income tax	European army	EU embassies in countries outside the EU	European Olympic team	Seeing a European researcher win a Nobel prize	Other (Spontaneous)	Not being an EU citizen (Spontaneous)	Don't know
EU27	44%	33%	33%	26%	25%	24%	19%	18%	16%	15%	11%	9%	5%	4%	11%	6%	6%
EURO	48%	33%	37%	27%	28%	25%	20%	17%	16%	17%	13%	11%	5%	5%	9%	6%	4%
NON-EURO	37%	33%	25%	23%	18%	23%	18%	19%	14%	11%	7%	7%	4%	3%	16%	7%	9%
CY	61%	43%	24%	45%	33%	33%	31%	26%	18%	12%	20%	12%	8%	2%	11%	7%	1%
SK	60%	41%	48%	27%	25%	24%	12%	34%	30%	18%	11%	8%	6%	6%	5%	4%	3%
BG	59%	40%	37%	46%	36%	37%	23%	28%	18%	11%	13%	9%	3%	5%	4%	7%	5%
SI	59%	40%	32%	20%	23%	21%	12%	26%	18%	11%	8%	6%	3%	2%	12%	5%	2%
SE	58%	51%	27%	32%	24%	35%	26%	21%	21%	11%	6%	14%	3%	2%	12%	1%	2%
EL	57%	32%	30%	37%	30%	30%	21%	11%	13%	17%	17%	12%	9%	4%	13%	9%	1%
LU	56%	36%	40%	22%	31%	33%	26%	24%	15%	13%	11%	9%	3%	4%	9%	4%	2%
HU	56%	30%	38%	26%	23%	25%	33%	18%	18%	22%	7%	7%	8%	6%	8%	8%	4%
RO	56%	32%	31%	36%	20%	44%	26%	26%	18%	15%	8%	11%	4%	5%	4%	2%	8%
DE	53%	40%	57%	33%	26%	29%	21%	18%	26%	18%	15%	12%	6%	2%	5%	6%	1%
CZ	52%	45%	42%	24%	19%	22%	15%	35%	29%	18%	10%	6%	7%	4%	8%	6%	1%
FR	52%	30%	39%	24%	38%	27%	27%	16%	10%	17%	18%	10%	5%	5%	9%	3%	2%
BE	50%	41%	39%	25%	38%	20%	27%	29%	18%	27%	14%	13%	6%	4%	5%	5%	1%
NL	48%	41%	33%	35%	26%	21%	14%	25%	18%	21%	18%	14%	4%	2%	7%	5%	3%
EE	47%	37%	25%	19%	22%	21%	13%	20%	15%	9%	10%	10%	3%	2%	17%	4%	4%
FI	47%	33%	30%	20%	25%	28%	12%	21%	15%	14%	7%	8%	3%	2%	17%	5%	1%
DK	46%	36%	36%	34%	13%	34%	32%	26%	19%	8%	5%	11%	2%	3%	12%	3%	3%
IE	45%	28%	30%	26%	27%	50%	28%	30%	25%	16%	5%	15%	8%	7%	5%	5%	11%
IT	44%	26%	26%	27%	29%	24%	21%	14%	14%	20%	12%	14%	6%	9%	7%	7%	5%
AT	44%	40%	41%	42%	24%	28%	30%	35%	33%	17%	16%	14%	13%	10%	9%	9%	2%
LV	43%	29%	25%	15%	15%	16%	14%	19%	15%	12%	8%	8%	4%	2%	17%	9%	3%
ES	41%	29%	25%	18%	21%	17%	12%	9%	7%	10%	4%	4%	2%	2%	17%	9%	9%
LT	40%	40%	33%	23%	18%	19%	17%	16%	10%	19%	10%	8%	4%	4%	10%	6%	4%
MT	37%	26%	28%	30%	25%	33%	20%	29%	22%	9%	4%	6%	2%	3%	5%	6%	13%
PL	36%	37%	26%	20%	19%	19%	14%	21%	14%	10%	8%	6%	5%	3%	8%	1%	12%
PT	35%	25%	19%	16%	22%	16%	14%	9%	9%	13%	7%	8%	6%	7%	8%	10%	19%
UK	17%	25%	14%	15%	12%	14%	12%	11%	7%	6%	6%	4%	2%	1%	29%	13%	12%

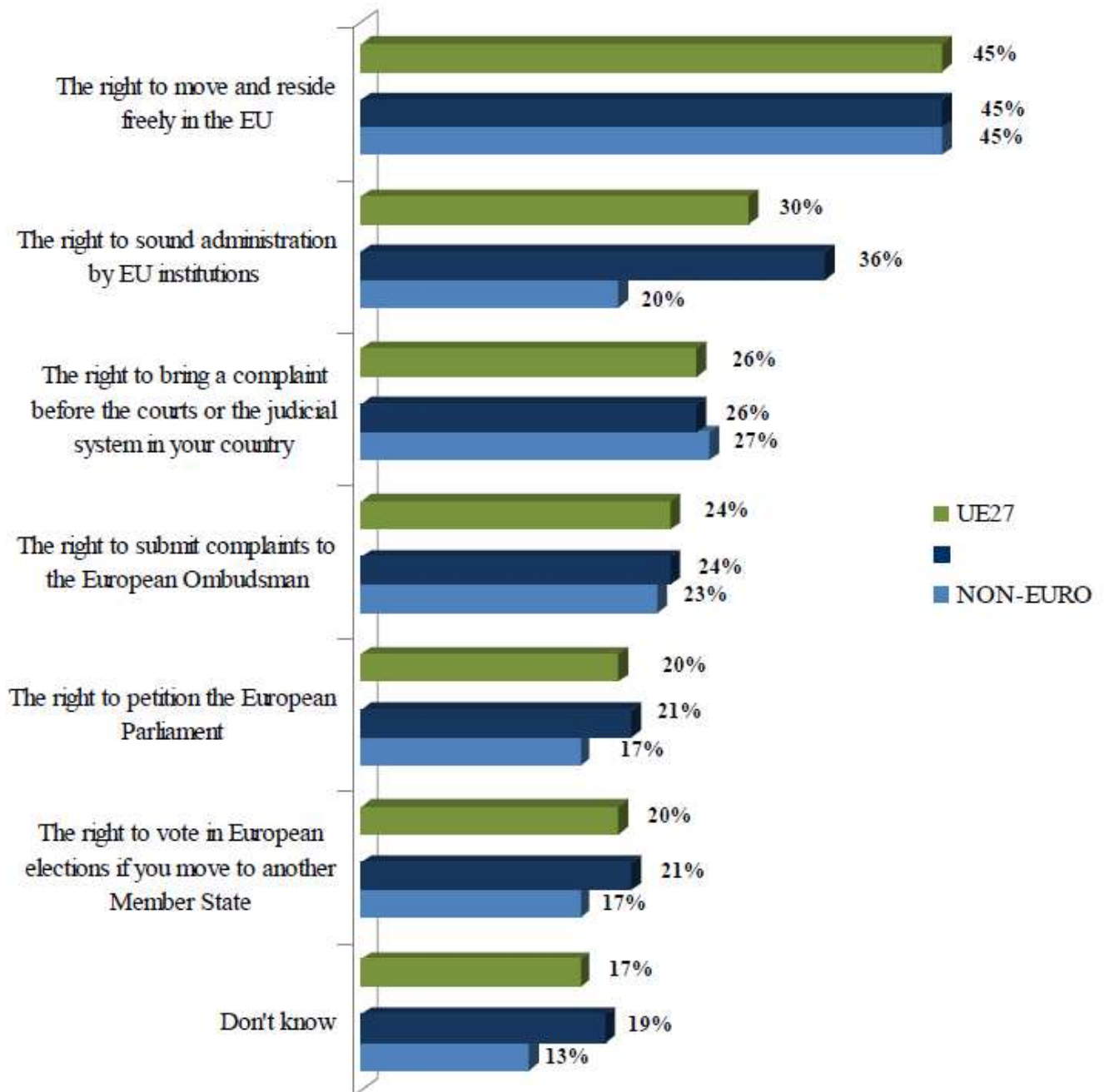
* An EU ID card additional to your own national ID card

3. EU citizens' rights

1) European average

QP21 Which of the following rights of European citizens seem to be the most important for you personally? (max. 3 replies)

First 6 items



2) *Country-by-country results*

QP21 Which of the following rights of European citizens seem to be the most important for you personally? (max. 3 replies)

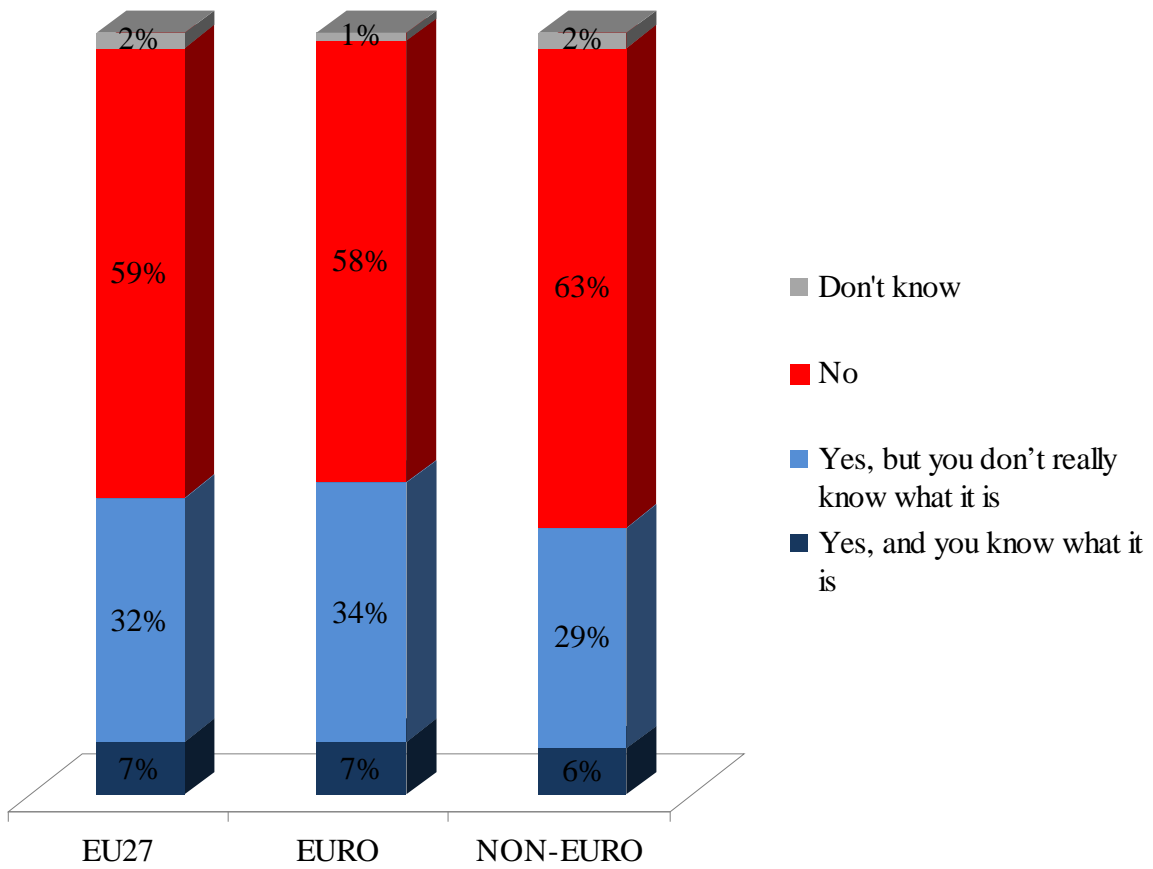
First 6 items

	Right to move and reside freely in the EU	Right to sound administration by EU institutions	Right to bring a complaint before the courts or the judicial system in ('our country')	Right to submit complaints to the European Ombudsman	Right to petition the EP	Right to vote in European elections if you move to another Member State	Don't know
EU27	45%	30%	26%	24%	20%	20%	17%
EURO	45%	36%	26%	24%	21%	21%	19%
NON-EURO	45%	20%	27%	23%	17%	17%	13%
SE	66%	36%	37%	21%	14%	29%	2%
DE	65%	25%	30%	24%	25%	22%	6%
EE	65%	14%	29%	16%	13%	19%	14%
LT	64%	7%	32%	13%	12%	14%	14%
SI	64%	10%	30%	35%	16%	15%	2%
FI	63%	39%	33%	32%	15%	19%	3%
LV	62%	18%	27%	20%	9%	17%	9%
SK	61%	17%	32%	36%	19%	15%	6%
LU	58%	36%	28%	24%	19%	30%	4%
DK	57%	30%	49%	30%	4%	33%	4%
NL	57%	52%	31%	26%	14%	18%	3%
FR	53%	35%	28%	18%	20%	35%	6%
BG	52%	46%	28%	28%	10%	14%	11%
BE	51%	47%	26%	24%	20%	22%	2%
AT	51%	32%	25%	32%	24%	18%	4%
HU	50%	16%	30%	31%	19%	21%	10%
RO	50%	35%	22%	13%	24%	18%	16%
CY	49%	42%	40%	26%	39%	14%	5%
PL	46%	14%	22%	31%	17%	13%	19%
IE	38%	28%	25%	28%	23%	20%	20%
UK	37%	12%	26%	17%	17%	17%	23%
CZ	36%	26%	35%	34%	15%	14%	11%
PT	33%	26%	14%	24%	14%	11%	26%
ES	32%	40%	25%	25%	16%	20%	11%
MT	32%	30%	37%	37%	28%	11%	12%
EL	30%	21%	32%	31%	34%	21%	7%
IT	21%	47%	17%	26%	24%	12%	10%

4. Charter of Fundamental Rights

1) European average

QP20 *Have you heard of the Charter of Fundamental Rights of the EU, set out in the Treaty of Lisbon, which came into force in December 2009?*



2) *Country-by-country results*

QP20 *Have you heard of the Charter of Fundamental Rights of the EU, set out in the Treaty of Lisbon, which came into force in December 2009?*

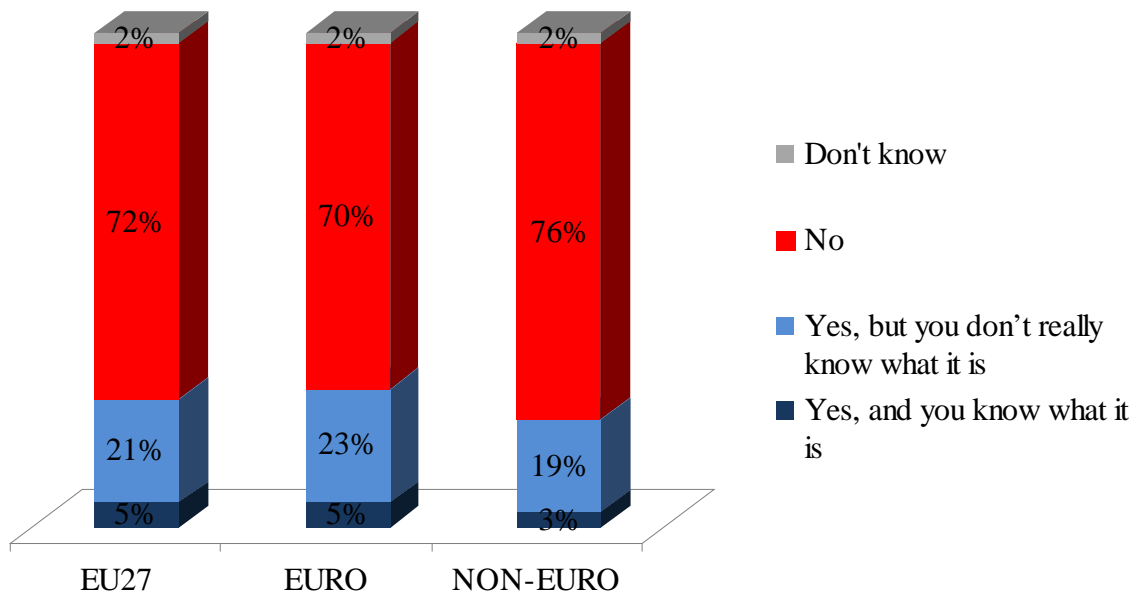
	Total 'Yes's	<i>Yes, and you know what it is</i>	<i>Yes, but you don't really know what it is</i>	No	Don't know
EU27	39%	7%	32%	59%	2%
EURO	41%	7%	34%	58%	1%
NON-EURO	35%	6%	29%	63%	2%
CZ	64%	14%	50%	36%	0%
SE	62%	7%	55%	36%	2%
AT	57%	12%	45%	41%	2%
SK	56%	9%	47%	44%	0%
SI	55%	9%	46%	44%	1%
LU	51%	10%	41%	49%	0%
NL	51%	8%	43%	49%	0%
EE	50%	6%	44%	50%	0%
BG	49%	7%	42%	48%	3%
FI	49%	6%	43%	50%	1%
DE	45%	7%	38%	53%	2%
IT	44%	9%	35%	53%	3%
IE	41%	6%	35%	53%	6%
LT	41%	6%	35%	57%	2%
PL	41%	11%	30%	57%	2%
LV	37%	4%	33%	62%	1%
PT	37%	5%	32%	62%	1%
MT	36%	7%	29%	61%	3%
BE	35%	5%	30%	64%	1%
EL	35%	5%	30%	64%	1%
RO	35%	4%	31%	57%	8%
HU	34%	4%	30%	65%	1%
ES	33%	8%	25%	66%	1%
FR	32%	2%	30%	68%	0%
CY	31%	6%	25%	69%	0%
DK	29%	2%	27%	71%	0%
UK	19%	2%	17%	79%	2%

B. EUROPEAN CITIZENS' INITIATIVE

1. Awareness of the European Citizens' Initiative

1) European average

QP16 Have you already heard of the European Citizens' Initiative?



2) *Country-by-country results*

QP16 Have you already heard of the European Citizens' Initiative?

	Total 'Yes's	<i>Yes, and you know what it is</i>	<i>Yes, but you don't really know what it is</i>	No	Don't know
EU27	26%	5%	21%	72%	2%
EURO	28%	5%	23%	70%	2%
NON-EURO	22%	3%	19%	76%	2%
AT	56%	14%	42%	43%	1%
EE	47%	5%	42%	53%	0%
FI	43%	9%	34%	57%	0%
NL	40%	7%	33%	60%	0%
BG	39%	4%	35%	57%	4%
SI	39%	6%	33%	60%	1%
SK	38%	8%	30%	62%	0%
CZ	35%	5%	30%	65%	0%
PT	35%	5%	30%	63%	2%
IT	34%	7%	27%	61%	5%
LT	34%	6%	28%	64%	2%
IE	30%	5%	25%	64%	6%
LV	30%	5%	25%	69%	1%
HU	30%	4%	26%	69%	1%
MT	27%	4%	23%	67%	6%
DE	26%	4%	22%	72%	2%
PL	26%	5%	21%	73%	1%
EL	25%	5%	20%	74%	1%
LU	25%	6%	19%	74%	1%
RO	23%	3%	20%	69%	8%
BE	22%	4%	18%	78%	0%
ES	21%	4%	17%	75%	4%
FR	19%	2%	17%	80%	1%
CY	17%	3%	14%	82%	1%
SE	17%	2%	15%	82%	1%
DK	15%	2%	13%	85%	0%
UK	15%	2%	13%	84%	1%

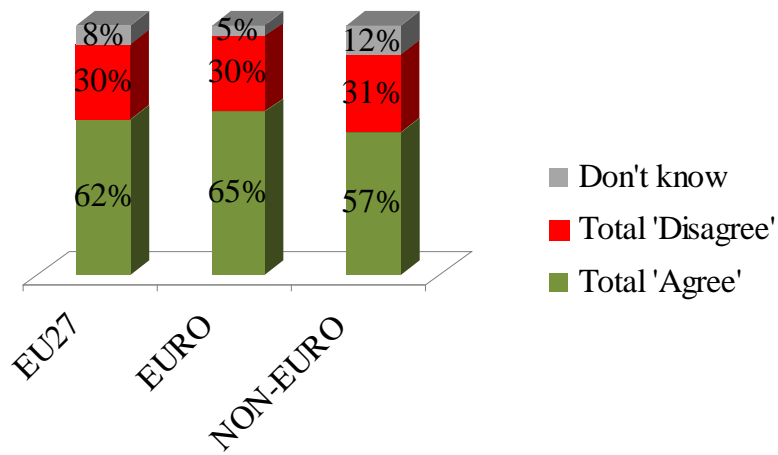
2. Use of the European Citizens' Initiative

1) European average

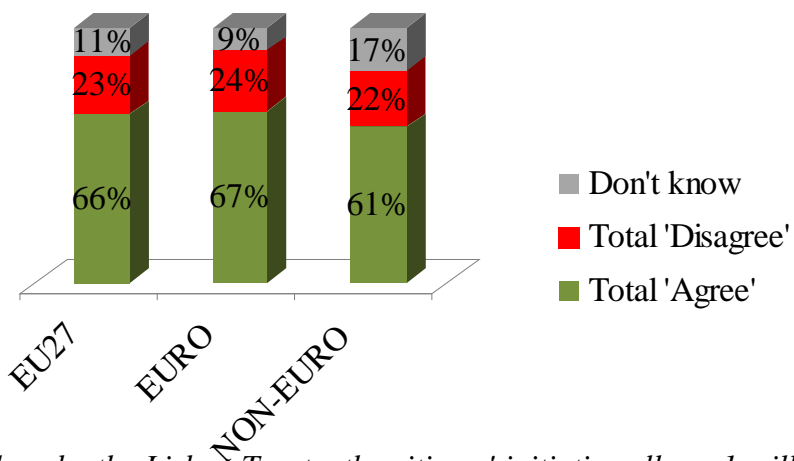
QP17 *As of 1 April 2012, EU citizens have a new tool allowing them to participate in shaping EU policy. Put in place by the Lisbon Treaty, the citizens' initiative allows 1 million citizens from the EU Member States to ask the European Commission to propose legislation in areas that fall within its competence.*

Please indicate the extent to which you agree or disagree with the following statements concerning the European Citizens' Initiative.

- *It would be difficult to gather together 1 million citizens from 27 Member States*



- *The ECI is an effective means of directly involving European citizens in EU decisions*



Put in place by the Lisbon Treaty, the citizens' initiative allows 1 million citizens from at least a quarter of the EU Member States to ask the European Commission to propose legislation in areas that fall within its competence. The organisers of a citizens' initiative - a citizens' committee composed of at least 7 EU citizens, resident in at least 7 different Member States - have 1 year to collect the necessary support.

(Source: <http://www.europarl.europa.eu/aboutparliament/en/001eb38200/Initiative-citoyenne.html>)

QP17 *As of 1 April 2012, EU citizens have a new tool allowing them to participate in shaping EU policy. Put in place by the Lisbon Treaty, the citizens' initiative allows 1 million citizens from the EU Member States to ask the European Commission to propose legislation in areas that fall within its competence.*

Please indicate the extent to which you agree or disagree with the following statements concerning the European Citizens' Initiative.

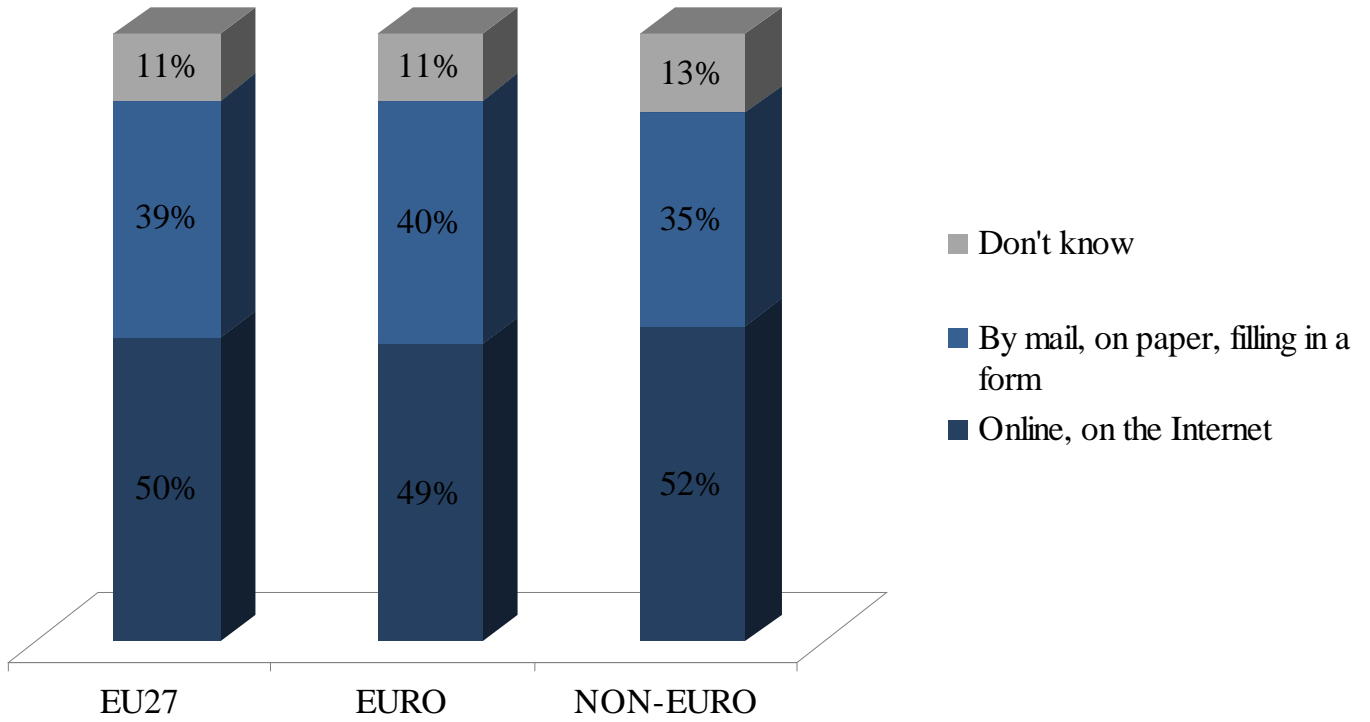
<i>It will be difficult to gather together signatures of 1 million citizens from 27 Member States</i>			
	Total 'Agree'	Total 'Disagree'	Don't know
EU27	62%	30%	8%
EURO	65%	30%	5%
NON-EURO	57%	31%	12%
IE	74%	10%	16%
SK	74%	22%	4%
ES	73%	23%	4%
AT	73%	24%	3%
EE	72%	21%	7%
FI	69%	29%	2%
DK	67%	31%	2%
IT	67%	26%	7%
SE	67%	30%	3%
DE	66%	32%	2%
LV	65%	28%	7%
NL	65%	34%	1%
BG	64%	18%	18%
BE	63%	36%	1%
PT	62%	25%	13%
UK	62%	24%	14%
EL	61%	35%	4%
LT	59%	30%	11%
HU	59%	35%	6%
LU	57%	39%	4%
CZ	55%	41%	4%
MT	55%	24%	21%
FR	54%	37%	9%
CY	54%	42%	4%
SI	54%	38%	8%
RO	50%	27%	23%
PL	46%	42%	12%

<i>The ECI is an effective means of directly involving European citizens in EU decisions</i>			
	Total 'Agree'	Total 'Disagree'	Don't know
EU27	66%	23%	11%
EURO	67%	24%	9%
NON-EURO	61%	22%	17%
CY	83%	11%	6%
EL	76%	20%	4%
BE	75%	24%	1%
DE	71%	23%	6%
LU	71%	24%	5%
FR	69%	22%	9%
IT	68%	21%	11%
PL	68%	16%	16%
HU	67%	26%	7%
SK	67%	23%	10%
AT	66%	28%	6%
SI	66%	24%	10%
EE	65%	27%	8%
CZ	64%	29%	7%
ES	64%	24%	12%
LT	64%	21%	15%
SE	64%	28%	8%
NL	63%	33%	4%
BG	61%	15%	24%
LV	61%	26%	13%
RO	61%	12%	27%
MT	60%	13%	27%
FI	57%	40%	3%
UK	57%	24%	19%
IE	56%	17%	27%
PT	56%	29%	15%
DK	53%	42%	5%

3. Means of using the European Citizens' Initiative

1) European average

QP18 *If you were to exercise your right to use the European Citizens' Initiative, which of the following means would you be most likely to use?*



2) *Country-by-country results*

QP18 *If you were to exercise your right to use the European Citizens' Initiative, which of the following means would you be most likely to use?*

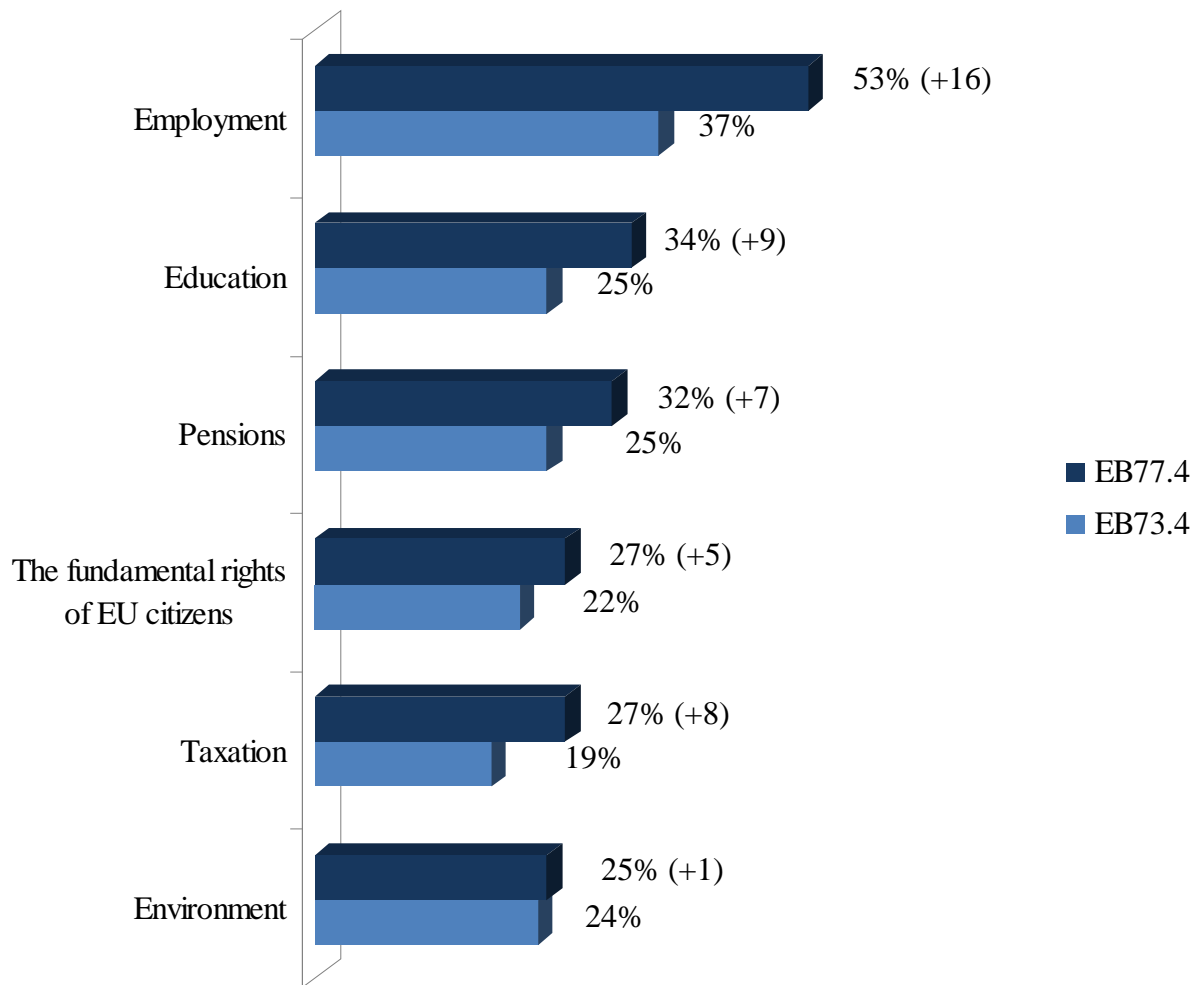
	On line, on the Internet	By mail, on paper, filling in a form	Don't know
EU27	50%	39%	11%
EURO	49%	40%	11%
NON EURO	52%	35%	13%
SE	80%	18%	2%
DK	79%	16%	5%
NL	74%	24%	2%
FI	71%	24%	5%
EE	66%	22%	12%
LV	63%	26%	11%
BE	61%	34%	5%
LU	61%	34%	5%
LT	60%	23%	17%
SI	60%	34%	6%
CY	59%	36%	5%
EL	56%	37%	7%
MT	56%	26%	18%
FR	55%	38%	7%
UK	55%	35%	10%
PL	53%	36%	11%
SK	52%	40%	8%
CZ	51%	44%	5%
ES	50%	33%	17%
AT	46%	43%	11%
DE	45%	46%	9%
IE	43%	38%	19%
IT	38%	46%	16%
HU	38%	49%	13%
BG	36%	36%	28%
RO	34%	39%	27%
PT	31%	46%	23%

4. Areas in which to use the European Citizens' Initiative

1) European average

QP19 *If you were to exercise your right to use the European Citizens' Initiative, in which of the following areas would you be most likely to do so? (Max. 5 replies)*

First 6 items



2) Country-by-country results

QP19 *If you were to exercise your right to use the European Citizens' Initiative, in which of the following areas would you be most likely to do so? (Max. 5 replies)*

Items 1 to 6

Items 1 to 6	Employment			Education			Pensions			Taxation			Fundamental rights of EU citizens			Environment		
	EB73.4	EB77.4	Diff. EB77.4-EB73.4	EB73.4	EB77.4	Diff. EB77.4-EB73.4	EB73.4	EB77.4	Diff. EB77.4-EB73.4	EB73.4	EB77.4	Diff. EB77.4-EB73.4	EB73.4	EB77.4	Diff. EB77.4-EB73.4	EB73.4	EB77.4	Diff. EB77.4-EB73.4
EU27	37%	53%	+16	25%	34%	+9	25%	32%	+7	19%	27%	+8	22%	27%	+5	24%	25%	+1
RO	40%	67%	+27	29%	48%	+19	32%	45%	+13	16%	22%	+6	11%	21%	+10	16%	24%	+8
CY	43%	67%	+24	42%	48%	+6	34%	39%	+5	13%	20%	+7	39%	43%	+4	33%	27%	-6
UK	25%	49%	+24	22%	33%	+11	16%	23%	+7	15%	22%	+7	12%	18%	+6	18%	19%	+1
EL	46%	66%	+20	29%	41%	+12	35%	36%	+1	27%	35%	+8	19%	27%	+8	35%	31%	-4
HU	34%	54%	+20	20%	26%	+6	30%	37%	+7	23%	33%	+10	17%	23%	+6	26%	23%	-3
SI	41%	61%	+20	24%	37%	+13	32%	33%	+1	21%	24%	+3	27%	35%	+8	25%	24%	-1
FR	42%	61%	+19	24%	36%	+12	29%	31%	+2	16%	26%	+10	22%	30%	+8	27%	26%	-1
NL	30%	49%	+19	36%	42%	+6	15%	22%	+7	16%	29%	+13	32%	39%	+7	33%	37%	+4
DK	26%	42%	+16	38%	44%	+6	10%	18%	+8	6%	15%	+9	30%	33%	+3	38%	50%	+12
IT	39%	54%	+15	18%	20%	+2	24%	35%	+11	27%	51%	+24	19%	24%	+5	22%	25%	+3
ES	54%	69%	+15	28%	43%	+15	24%	30%	+6	23%	30%	+7	18%	24%	+6	22%	15%	-7
MT	41%	55%	+14	36%	41%	+5	21%	35%	+14	10%	13%	+3	15%	19%	+4	32%	33%	+1
BG	49%	63%	+14	25%	34%	+9	29%	38%	+9	17%	16%	-1	19%	24%	+5	23%	19%	-4
IE	52%	66%	+14	34%	47%	+13	21%	18%	-3	17%	25%	+8	13%	20%	+7	19%	16%	-3
PL	37%	51%	+14	20%	21%	+1	31%	48%	+17	18%	26%	+8	14%	19%	+5	16%	15%	-1
PT	35%	49%	+14	20%	21%	+1	28%	34%	+6	23%	23%	=	17%	26%	+9	14%	9%	-5
SE	34%	48%	+14	35%	42%	+7	16%	14%	-2	16%	18%	+2	32%	43%	+11	45%	55%	+10
LU	40%	51%	+11	29%	45%	+16	25%	26%	+1	18%	21%	+3	23%	32%	+9	23%	33%	+10
DE	30%	39%	+9	28%	38%	+10	26%	30%	+4	13%	14%	+1	37%	39%	+2	29%	36%	+7
EE	30%	39%	+9	28%	35%	+7	24%	36%	+12	25%	30%	+5	14%	19%	+5	21%	21%	=
AT	26%	35%	+9	17%	25%	+8	26%	27%	+1	20%	24%	+4	27%	34%	+7	26%	35%	+9
BE	38%	46%	+8	27%	36%	+9	32%	36%	+4	24%	36%	+12	19%	24%	+5	28%	29%	+1
LT	41%	49%	+8	20%	27%	+7	26%	30%	+4	39%	40%	+1	15%	17%	+2	11%	13%	+2
FI	35%	41%	+6	22%	28%	+6	23%	21%	-2	22%	24%	+2	27%	33%	+6	35%	29%	-6
SK	58%	63%	+5	29%	31%	+2	37%	38%	+1	20%	23%	+3	31%	35%	+4	27%	30%	+3
CZ	42%	47%	+5	20%	25%	+5	37%	40%	+3	18%	25%	+7	29%	30%	+1	28%	25%	-3
LV	44%	41%	-3	32%	41%	+9	29%	37%	+8	30%	35%	+5	13%	15%	+2	13%	13%	=

QP19 *If you were to exercise your right to use the European Citizens' Initiative, in which of the following areas would you be most likely to do so? (Max. 5 replies)*

Items 7 to 13 (order of countries is based on the item 'Employment')

Items 7 to 13	Crime			Consumer protection			Immigration			Energy			Common Foreign and Security Policy			Agriculture		
	EB73.4	EB77.4	Diff. EB77.4- EB73.4	EB73.4	EB77.4	Diff. EB77.4- EB73.4	EB73.4	EB77.4	Diff. EB77.4- EB73.4	EB73.4	EB77.4	Diff. EB77.4- EB73.4	EB73.4	EB77.4	Diff. EB77.4- EB73.4	EB73.4	EB77.4	Diff. EB77.4- EB73.4
EU27	19%	23%	+4	20%	22%	+2	17%	20%	+3	16%	19%	+3	11%	14%	+3	10%	14%	+4
RO	14%	16%	+2	11%	25%	+14	5%	10%	+5	5%	10%	+5	9%	13%	+4	31%	44%	+13
CY	32%	37%	+5	43%	38%	-5	26%	42%	+16	10%	15%	+5	18%	22%	+4	8%	9%	+1
UK	19%	31%	+12	9%	7%	-2	26%	33%	+7	16%	15%	-1	9%	9%	=	5%	9%	+4
EL	27%	37%	+10	30%	25%	-5	17%	33%	+16	12%	16%	+4	10%	11%	+1	15%	17%	+2
HU	22%	21%	-1	21%	23%	+2	9%	10%	+1	26%	33%	+7	8%	15%	+7	22%	34%	+12
SI	14%	15%	+1	15%	25%	+10	4%	8%	+4	15%	18%	+3	11%	13%	+2	18%	28%	+10
FR	21%	22%	+1	26%	28%	+2	17%	22%	+5	14%	19%	+5	9%	15%	+6	11%	16%	+5
NL	28%	30%	+2	22%	21%	-1	17%	20%	+3	20%	22%	+2	22%	23%	+1	8%	12%	+4
DK	26%	31%	+5	26%	25%	-1	20%	25%	+5	21%	25%	+4	14%	15%	+1	7%	17%	+10
IT	18%	22%	+4	23%	23%	=	19%	19%	=	15%	12%	-3	10%	11%	+1	6%	6%	=
ES	22%	18%	-4	12%	15%	+3	23%	16%	-7	9%	10%	+1	7%	11%	+4	8%	10%	+2
MT	3%	7%	+4	24%	24%	=	19%	30%	+11	35%	32%	-3	5%	4%	-1	4%	6%	+2
BG	20%	24%	+4	29%	37%	+8	8%	11%	+3	17%	20%	+3	11%	15%	+4	17%	22%	+5
IE	23%	18%	-5	20%	29%	+9	13%	17%	+4	18%	19%	+1	6%	9%	+3	11%	15%	+4
PL	8%	13%	+5	14%	16%	+2	5%	5%	=	15%	14%	-1	10%	11%	+1	12%	17%	+5
PT	12%	11%	-1	14%	20%	+6	5%	8%	+3	8%	9%	+1	5%	7%	+2	11%	13%	+2
SE	23%	26%	+3	16%	15%	-1	19%	22%	+3	33%	36%	+3	12%	19%	+7	11%	18%	+7
LU	15%	10%	-5	16%	24%	+8	15%	25%	+10	13%	19%	+6	13%	17%	+4	5%	9%	+4
DE	18%	24%	+6	29%	30%	+1	17%	20%	+3	20%	33%	+13	16%	22%	+6	6%	10%	+4
EE	12%	13%	+1	16%	18%	+2	11%	17%	+6	14%	17%	+3	10%	11%	+1	17%	22%	+5
AT	38%	29%	-9	29%	26%	-3	33%	36%	+3	24%	28%	+4	14%	16%	+2	9%	18%	+9
BE	24%	22%	-2	22%	24%	+2	22%	32%	+10	26%	32%	+6	10%	13%	+3	9%	11%	+2
LT	11%	15%	+4	13%	14%	+1	8%	19%	+11	23%	25%	+2	7%	10%	+3	11%	15%	+4
FI	21%	31%	+10	14%	14%	=	26%	25%	-1	21%	19%	-2	13%	15%	+2	11%	14%	+3
SK	22%	20%	-2	26%	29%	+3	9%	9%	=	17%	17%	=	13%	13%	=	17%	21%	+4
CZ	16%	22%	+6	24%	23%	-1	11%	15%	+4	17%	11%	-6	12%	12%	=	16%	23%	+7
LV	8%	11%	+3	13%	17%	+4	8%	11%	+3	11%	9%	-2	5%	7%	+2	21%	35%	+14

QP19 *If you were to exercise your right to use the European Citizens' Initiative, in which of the following areas would you be most likely to do so? (Max. 5 replies)*

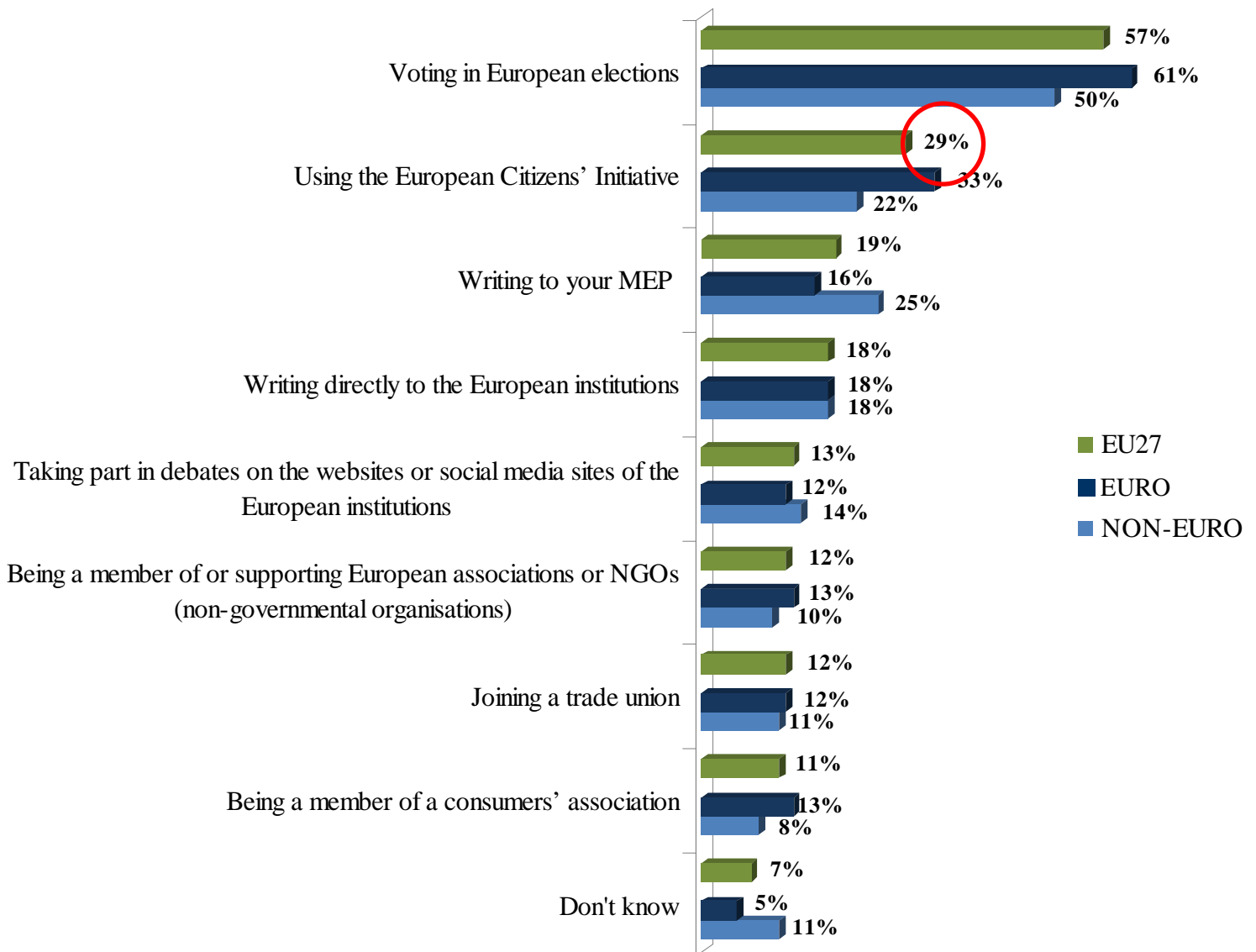
Items 14 to 18 (order of countries is based on the item 'Employment')

Items 14 to 18	Terrorism			Problems with your national government			Mobility of EU citizens			EU enlargement			Sport			Don't know		
	EB73.4	EB77.4	Diff. EB77.4-EB73.4	EB73.4	EB77.4	Diff. EB77.4-EB73.4	EB73.4	EB77.4	Diff. EB77.4-EB73.4	EB73.4	EB77.4	Diff. EB77.4-EB73.4	EB73.4	EB77.4	Diff. EB77.4-EB73.4	EB73.4	EB77.4	Diff. EB77.4-EB73.4
EU27	12%	14%	+2	11%	13%	+2	8%	9%	+1	7%	7%	=	4%	4%	=	16%	5%	-11
RO	5%	8%	+3	11%	8%	-3	8%	12%	+4	4%	5%	+1	6%	8%	+2	26%	6%	-20
CY	5%	9%	+4	6%	11%	+5	7%	7%	=	2%	1%	-1	7%	13%	+6	7%	0%	-7
UK	15%	26%	+11	9%	11%	+2	6%	8%	+2	3%	4%	+1	4%	5%	+1	31%	11%	-20
EL	13%	10%	-3	9%	18%	+9	7%	8%	+1	2%	4%	+2	7%	5%	-2	7%	2%	-5
HU	9%	7%	-2	6%	18%	+12	8%	9%	+1	5%	5%	=	4%	5%	+1	16%	4%	-12
SI	5%	4%	-1	11%	13%	+2	8%	12%	+4	7%	6%	-1	7%	7%	=	10%	1%	-9
FR	9%	17%	+8	11%	9%	-2	9%	11%	+2	8%	8%	=	3%	5%	+2	14%	3%	-11
NL	21%	18%	-3	8%	7%	-1	10%	8%	-2	17%	13%	-4	5%	5%	=	8%	2%	-6
DK	21%	26%	+5	6%	6%	=	11%	10%	-1	9%	8%	-1	5%	3%	-2	14%	2%	-12
IT	13%	12%	-1	12%	19%	+7	7%	6%	-1	4%	4%	=	2%	2%	=	14%	3%	-11
ES	20%	11%	-9	8%	15%	+7	5%	8%	+3	3%	1%	-2	3%	2%	-1	10%	4%	-6
MT	3%	5%	+2	10%	12%	+2	7%	13%	+6	3%	6%	+3	8%	9%	+1	25%	7%	-18
BG	7%	9%	+2	5%	11%	+6	15%	17%	+2	4%	5%	+1	5%	7%	+2	20%	6%	-14
IE	6%	6%	=	14%	20%	+6	11%	11%	=	5%	8%	+3	10%	12%	+2	25%	12%	-13
PL	5%	7%	+2	12%	19%	+7	9%	7%	-2	4%	4%	=	5%	5%	=	20%	7%	-13
PT	5%	5%	=	10%	14%	+4	6%	8%	+2	3%	6%	+3	4%	4%	=	24%	16%	-8
SE	10%	18%	+8	6%	5%	-1	16%	19%	+3	6%	7%	+1	6%	5%	-1	11%	1%	-10
LU	9%	13%	+4	13%	9%	-4	12%	12%	=	13%	12%	-1	7%	6%	-1	8%	3%	-5
DE	13%	17%	+4	13%	12%	-1	8%	8%	=	14%	12%	-2	3%	3%	=	14%	4%	-10
EE	4%	6%	+2	13%	16%	+3	5%	5%	=	5%	3%	-2	7%	5%	-2	22%	10%	-12
AT	13%	13%	=	10%	14%	+4	7%	11%	+4	19%	30%	+11	7%	7%	=	11%	3%	-8
BE	13%	15%	+2	12%	8%	-4	10%	11%	+1	9%	14%	+5	7%	7%	=	5%	1%	-4
LT	2%	5%	+3	18%	15%	-3	4%	4%	=	4%	5%	+1	4%	4%	=	13%	9%	-4
FI	14%	13%	-1	10%	14%	+4	8%	11%	+3	12%	16%	+4	4%	3%	-1	8%	3%	-5
SK	9%	9%	=	12%	19%	+7	8%	9%	+1	7%	9%	+2	4%	5%	+1	6%	3%	-3
CZ	10%	8%	-2	19%	31%	+12	9%	10%	+1	5%	5%	=	5%	6%	+1	9%	4%	-5
LV	3%	6%	+3	13%	14%	+1	3%	4%	+1	2%	3%	+1	6%	6%	=	15%	5%	-10

C. MAKING ONE'S VOICE HEARD

1) European average

QP24 Which of the following are the best ways of ensuring that your voice is heard by decision-makers in the EU? (Max. 3 replies)



2) *National averages QP24 Which of the following are the best ways of ensuring that your voice is heard by decision-makers in the EU?*
(Max. 3 replies)

	Voting in European elections	Using the European Citizens' Initiative	Writing to your MEP	Joining a trade union	Being a member of a consumers' association	Being a member of or supporting European associations or NGOs	Taking part in debates on the website or social media sites of the European Institutions	Writing directly to the European Institutions	Other (Spontaneous)	None (Spontaneous)	Don't know
SE	82%	37%	40%	9%	6%	15%	24%	23%	1%	2%	1%
DK	80%	36%	30%	12%	10%	20%	20%	17%	0%	2%	2%
NL	75%	48%	8%	15%	9%	13%	20%	16%	2%	3%	3%
FR	74%	26%	25%	10%	15%	16%	15%	22%	1%	4%	4%
DE	71%	42%	18%	10%	10%	12%	11%	22%	0%	7%	4%
BE	69%	33%	11%	24%	16%	14%	17%	17%	1%	4%	1%
LU	69%	30%	19%	16%	15%	15%	23%	23%	1%	3%	1%
IE	67%	21%	28%	22%	21%	13%	13%	16%	1%	5%	10%
MT	66%	15%	32%	7%	10%	10%	13%	21%	-	4%	5%
FI	66%	24%	36%	16%	10%	16%	15%	11%	1%	5%	1%
EL	59%	25%	9%	16%	19%	14%	16%	16%	0%	15%	1%
ES	58%	20%	6%	7%	7%	10%	9%	14%	2%	12%	7%
EU27	57%	29%	19%	12%	11%	12%	13%	18%	1%	8%	7%
UK	55%	13%	32%	11%	5%	5%	13%	14%	1%	9%	11%
RO	53%	25%	19%	15%	13%	17%	15%	25%	1%	8%	14%
AT	52%	36%	14%	21%	27%	22%	15%	19%	5%	11%	3%
BG	46%	24%	24%	6%	11%	14%	13%	35%	0%	11%	12%
EE	46%	29%	16%	15%	9%	15%	14%	13%	1%	13%	8%
LV	43%	23%	15%	11%	4%	9%	15%	27%	1%	12%	7%
HU	43%	25%	17%	14%	13%	17%	14%	16%	0%	19%	5%
CY	42%	42%	20%	11%	17%	17%	25%	38%	1%	15%	2%
PT	42%	20%	10%	11%	9%	10%	8%	9%	0%	16%	16%
SI	42%	26%	28%	8%	7%	15%	18%	31%	2%	9%	3%
SK	42%	35%	24%	7%	9%	14%	17%	26%	1%	10%	6%
IT	40%	37%	16%	15%	18%	12%	11%	14%	2%	10%	7%
PL	39%	25%	16%	10%	7%	7%	12%	15%	0%	10%	17%
CZ	34%	30%	20%	12%	12%	20%	15%	24%	0%	11%	7%
LT	34%	27%	17%	13%	8%	8%	15%	27%	1%	11%	10%