

EP EUROBAROMETER

EU28 

Number of interviews:
27.624

Fieldwork:
7-23/06/2013

IE 

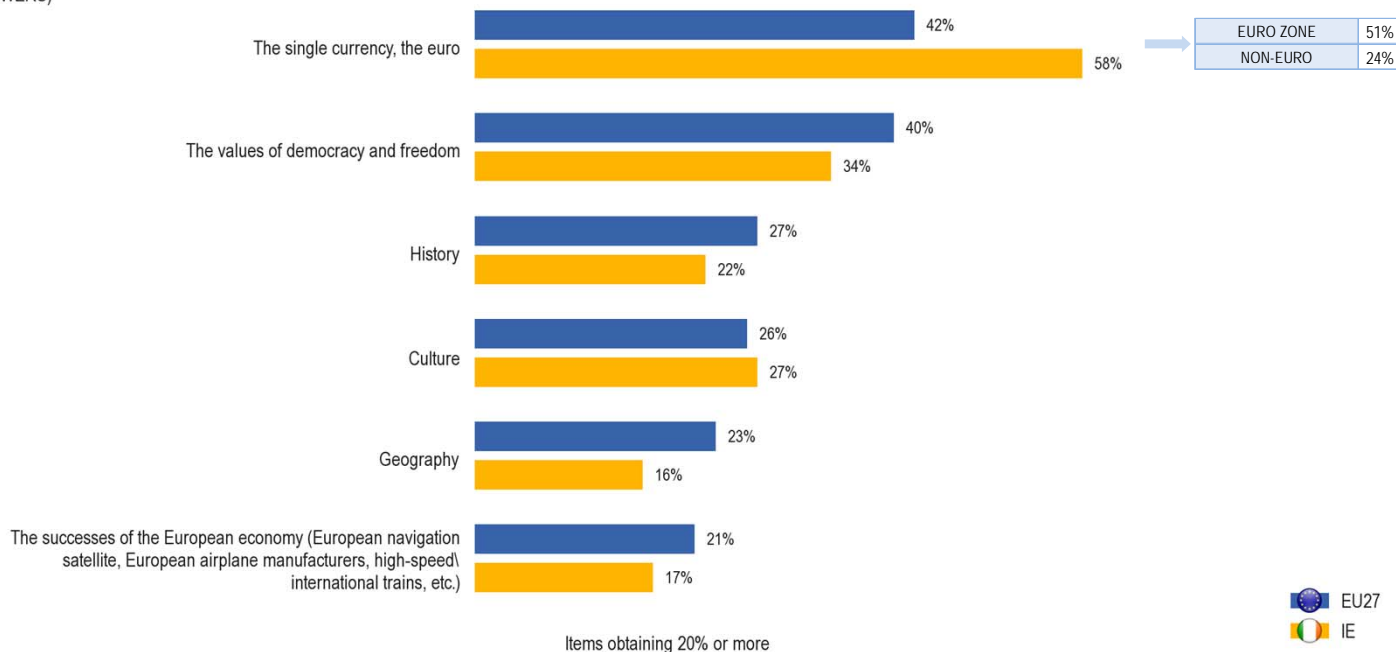
Number of interviews:
1.005

Fieldwork:
8-23/06/2013

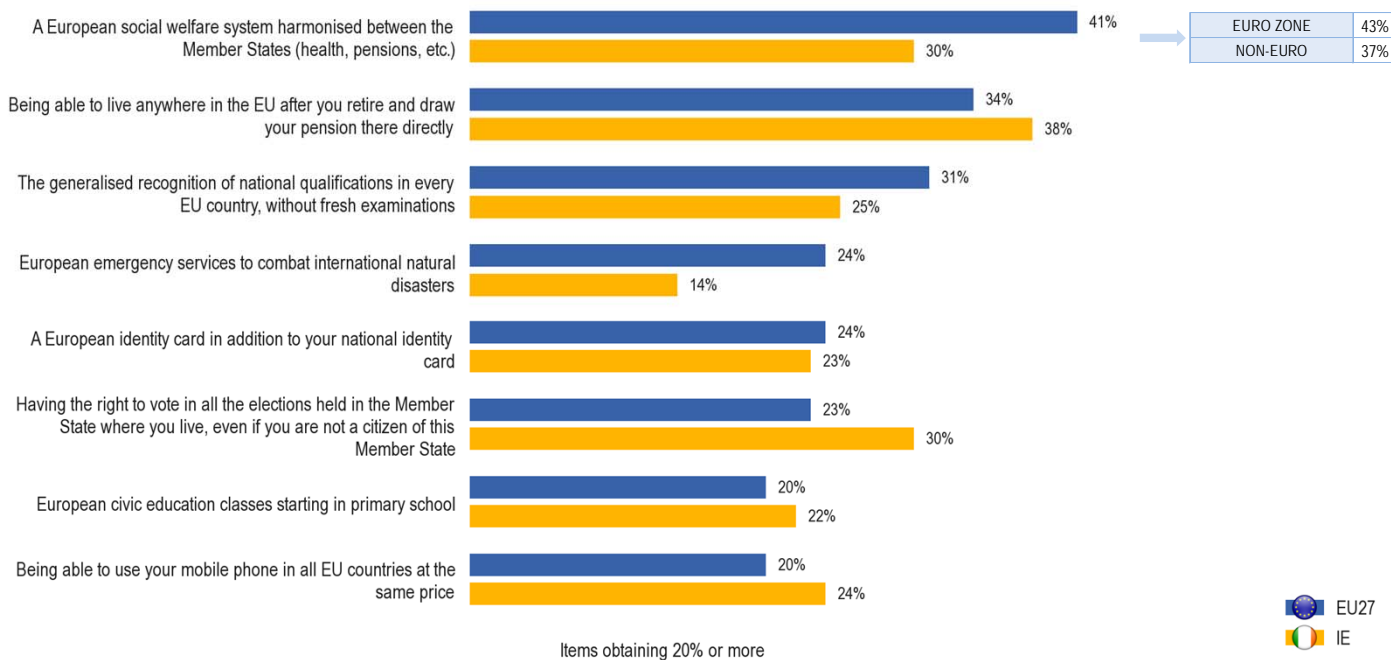
Methodology: face-to-face

EUROPEAN IDENTITY AND CITIZENSHIP

Q28. The European identity can be composed of several elements. In your opinion, which of the following are the most important elements that go to make up the European identity? (MAX. 3 ANSWERS)



Q29T. Which of the following things would do most to strengthen your feeling of being a European citizen? Firstly? And then? (MAX. 5 ANSWERS)



EP EUROBAROMETER 79.5
RESULTS FOR IRELAND



EU28: Q28, Q29T, Q22, Q23, Q24, Q19, Q31
EU27: Q20, Q34, Q26, Q32, Q33

EP EUROBAROMETER

EU28 

Number of interviews:
27.624

Fieldwork:
7-23/06/2013

IE 

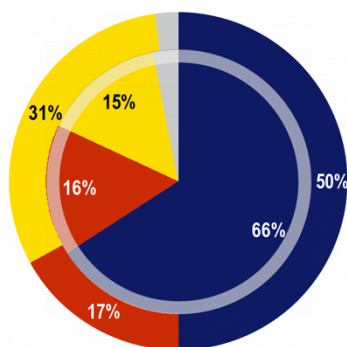
Number of interviews:
1.005



Fieldwork:
8-23/06/2013

Methodology: face-to-face

EU MEMBERSHIP

Q22. Generally speaking, do you think that (OUR COUNTRY)'s membership of the EU is...?



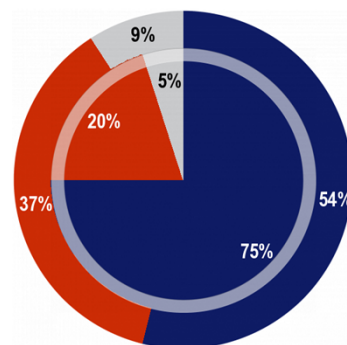
EU27  Outer pie IE  Inner pie



- A good thing
- A bad thing
- Neither a good thing nor a bad thing
- Don't know

EU27		IE	
EB79.5	EB79.5-EB77.4	EB79.5	EB79.5-EB77.4
50%	=	66%	+ 10
17%	+ 1	16%	+ 3
31%	=	15%	- 12
2%	- 1	3%	- 1

Evolution 06/2012 - 06/2013

Q23. Taking everything into account, would you say that (OUR COUNTRY) has on balance benefited or not from being a member of the EU?



EU27  Outer pie IE  Inner pie

- Benefited
- Not benefited
- Don't know

EU27		IE	
EB79.5	EB79.5-EB75.3	EB79.5	EB79.5-EB75.3
54%	+ 2	75%	- 3
37%	=	20%	+ 8
9%	- 2	5%	- 5

Evolution 06/2011 - 06/2013

MY VOICE COUNTS

Q24. Please tell me to what extent you agree or disagree with each of the following statements.



EU27 
IE 

Total 'Agree'

Total 'Disagree'

Don't know

Q24.1. Please tell me to what extent you agree or disagree with each of the following statements.

My voice counts in the EU

	Total 'Agree'	
	EU27	IE
TOTAL	39%	42%
Sex		
Male	40%	45%
Female	37%	38%
Age		
15-24	41%	37%
25-39	38%	42%
40-54	39%	45%
55 +	38%	41%
Respondent occupation scale		
Self-employed	35%	54%
Managers	51%	50%
Other white collars	41%	36%
Manual workers	38%	39%
House persons	31%	38%
Unemployed	33%	33%
Retired	37%	39%
Students	43%	45%

Socio-demographic breakdown

EP EUROBAROMETER 79.5 RESULTS FOR IRELAND



EU28: Q28, Q29T, Q22, Q23, Q24, Q19, Q31
EU27: Q20, Q34, Q26, Q32, Q33

EP EUROBAROMETER

EU28 

Number of interviews:
27.624

Fieldwork:
7-23/06/2013

IE 

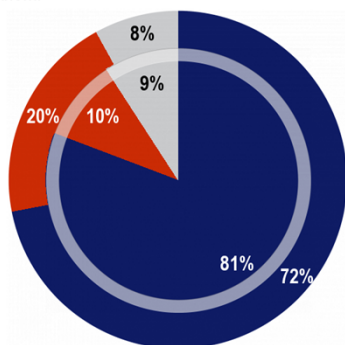
Number of interviews:
1.005

Fieldwork:
8-23/06/2013

Methodology: face-to-face

EUROPEAN INTEGRATION

Q19. Can you tell me whether you agree or disagree with the following statement: what brings the citizens of the different EU Member States together is more important than what separates them.

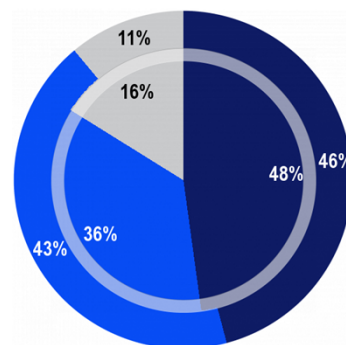





EU27  Outer pie IE  Inner pie


	EU27		IE	
	EB79.5	EB79.5-EB72.4	EB79.5	EB79.5-EB72.4
Total 'Agree'	72%	- 3	81%	+ 9
Total 'Disagree'	20%	+ 4	10%	=
Don't know	8%	- 1	9%	- 9

Evolution 10/2009 - 06/2013

Q20. When it comes to UE's activities, some Member States are ready to increase common European policy in certain important areas. Do you think that they should...?

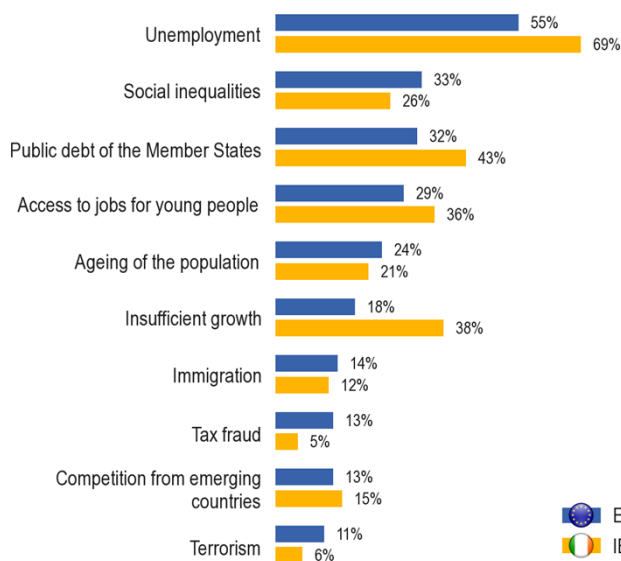


 Wait for all the EU Member States to be ready to do it
 Do so without waiting for the other EU Member States
 Don't know

EU28  Outer pie IE  Inner pie

THE EU IN THE 2025 PERSPECTIVE

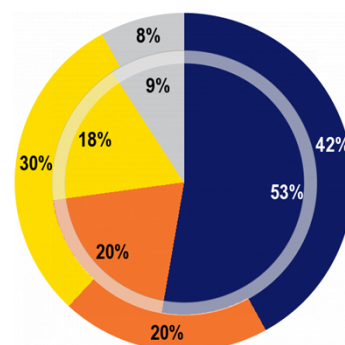
Q34. In your opinion, what are the main challenges facing the EU and its Member States in order to face the future? (MAX. 3 ANSWERS)









Items obtaining 10% or more

 EU28
 IE

Q26. Imagine how the EU will be in a ten years' time. Compared with today, do you think that in 2025 European citizens will be...?



 More involved in European affairs
 Less involved in European affairs
 Neither more nor less involved than today
 Don't know

EU28  Outer pie IE  Inner pie

EP EUROBAROMETER 79.5 RESULTS FOR IRELAND



EU28: Q28, Q29T, Q22, Q23, Q24, Q19, Q31
 EU27: Q20, Q34, Q26, Q32, Q33

EP EUROBAROMETER

EU28 

Number of interviews:
27.624

Fieldwork:
7-23/06/2013

IE 

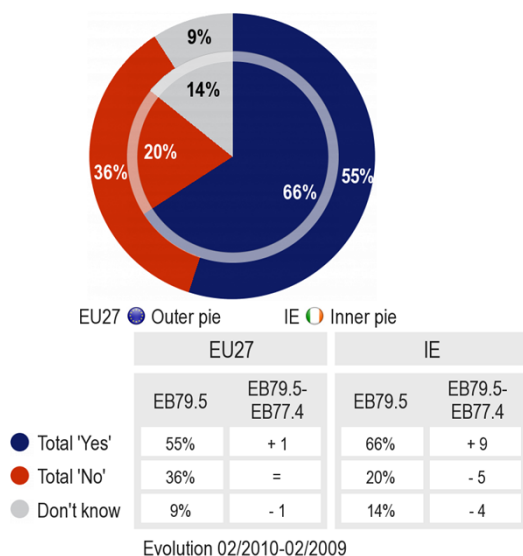
Number of interviews:
1.005

Fieldwork:
8-23/06/2013

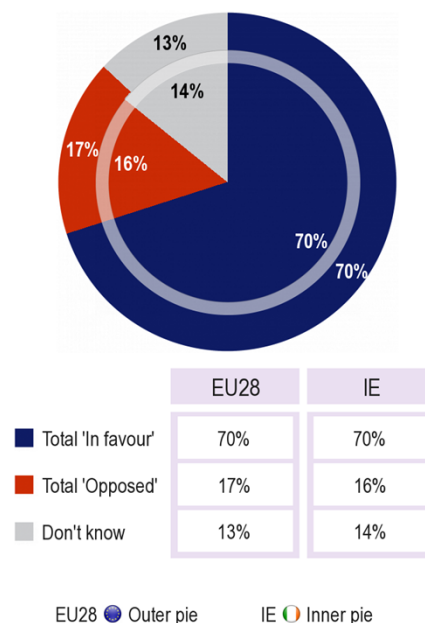
Methodology: face-to-face

THE ELECTION OF THE PRESIDENT OF THE EUROPEAN COMMISSION

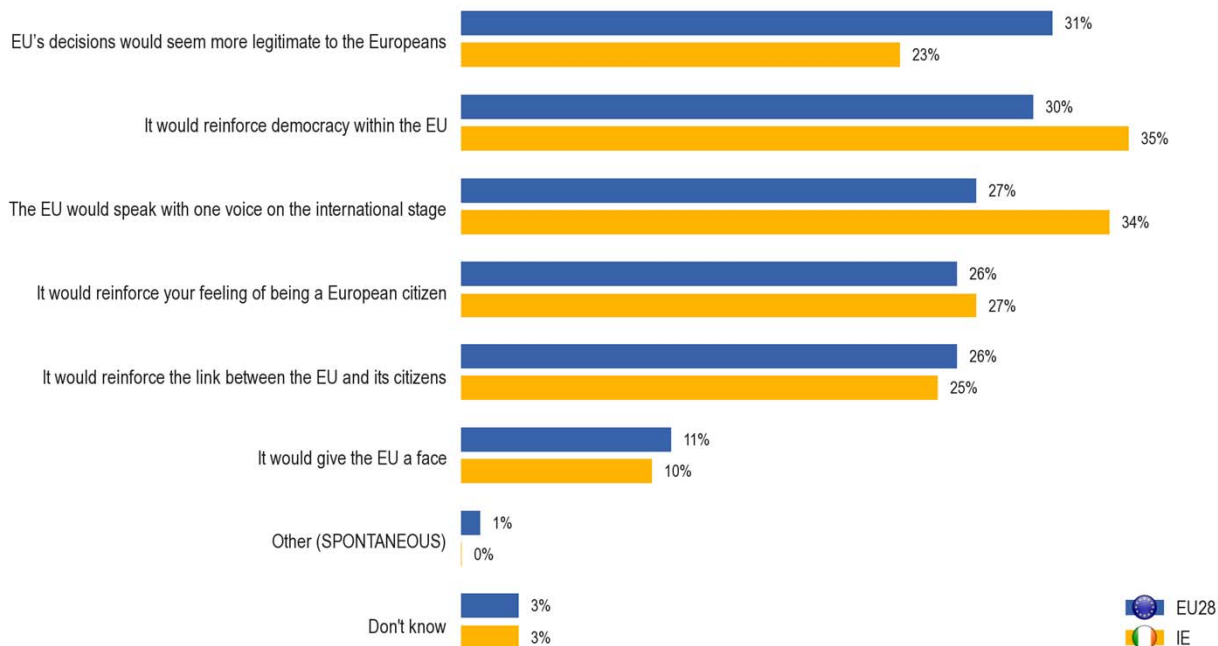
Q31. Imagine that, at the next European elections, the major European political alliances present a candidate for the post of President of the European Commission, based on a joint programme. The citizens of every Member State would therefore indirectly participate in the election of the President of the European Commission if his/her political alliances won the European elections. Would this encourage you more than at present to vote?



Q32. Would you be in favour or opposed to the President of the European Commission being elected directly by the European citizens in a near future?



Q33. What are the main reasons why you would be in favour of the President of the European Commission directly elected by the European citizens in a near future? Because... (MAX. 2 ANSWERS)



EP EUROBAROMETER 79.5 RESULTS FOR IRELAND



EU28: Q28, Q29T, Q22, Q23, Q24, Q19, Q31
EU27: Q20, Q34, Q26, Q32, Q33