

Women and gender inequalities in the context of the crisis

EU27 

Number of interviews:
25.556

Fieldwork:
04/02-07/02/2013

UK 

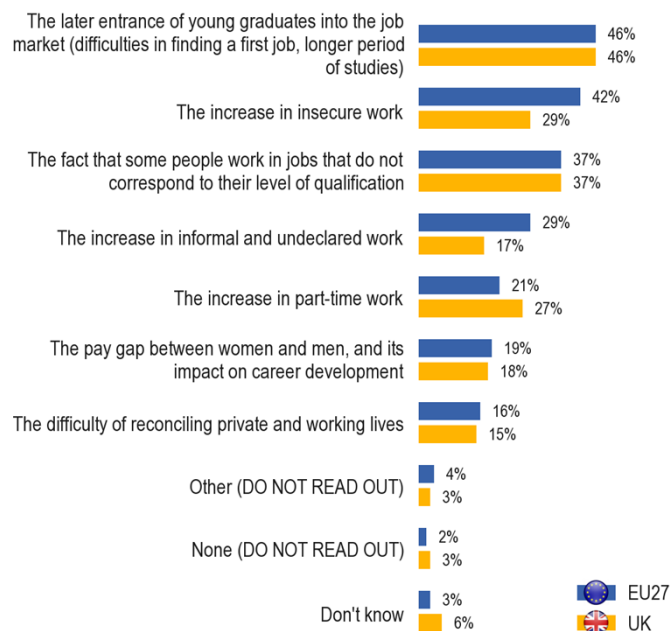
Number of interviews:
1.010

Fieldwork:
04/02-07/02/2013

Methodology: telephone

1. IMPACT OF THE CRISIS

Q1. In which of the following areas has the crisis had the most impact? (MAX. 3 ANSWERS)



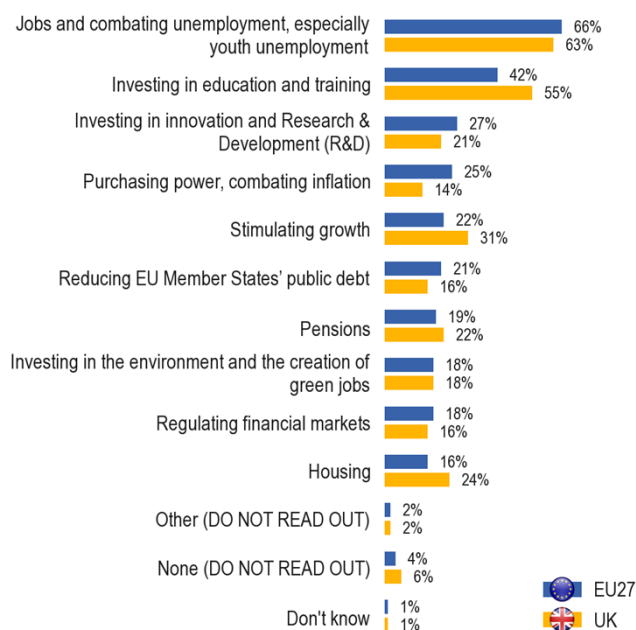
Q1. In which of the following areas has the crisis had the most impact? (MAX. 3 ANSWERS)

The later entrance of young graduates into the job market (difficulties in finding a first job, longer period of studies)

	EU27	UK
TOTAL	46%	46%
Gender		
Man	42%	43%
Woman	49%	48%
Age		
15-24	55%	59%
25-39	42%	39%
40-54	43%	45%
55 +	46%	45%
Respondent occupation scale		
Self-employed	42%	48%
Employee	45%	47%
Manual workers	40%	24%
Not working	48%	46%

Socio-demographic breakdown

Q6T. Which area do you think should be given priority in view of the crisis? Firstly? And then? (MAX. 4 ANSWERS)



Q6T. Which area do you think should be given priority in view of the crisis? Firstly? And then? (MAX. 4 ANSWERS)

Jobs and combating unemployment, especially youth unemployment

	EU27	UK
TOTAL	66%	63%
Gender		
Man	60%	57%
Woman	72%	69%
Age		
15-24	72%	68%
25-39	67%	58%
40-54	65%	66%
55 +	64%	62%
Respondent occupation scale		
Self-employed	56%	58%
Employee	66%	66%
Manual workers	71%	48%
Not working	68%	63%

Socio-demographic breakdown

Women and gender inequalities in the context of the crisis

EU27 

Number of interviews:
25.556

Fieldwork:
04/02-07/02/2013

UK 

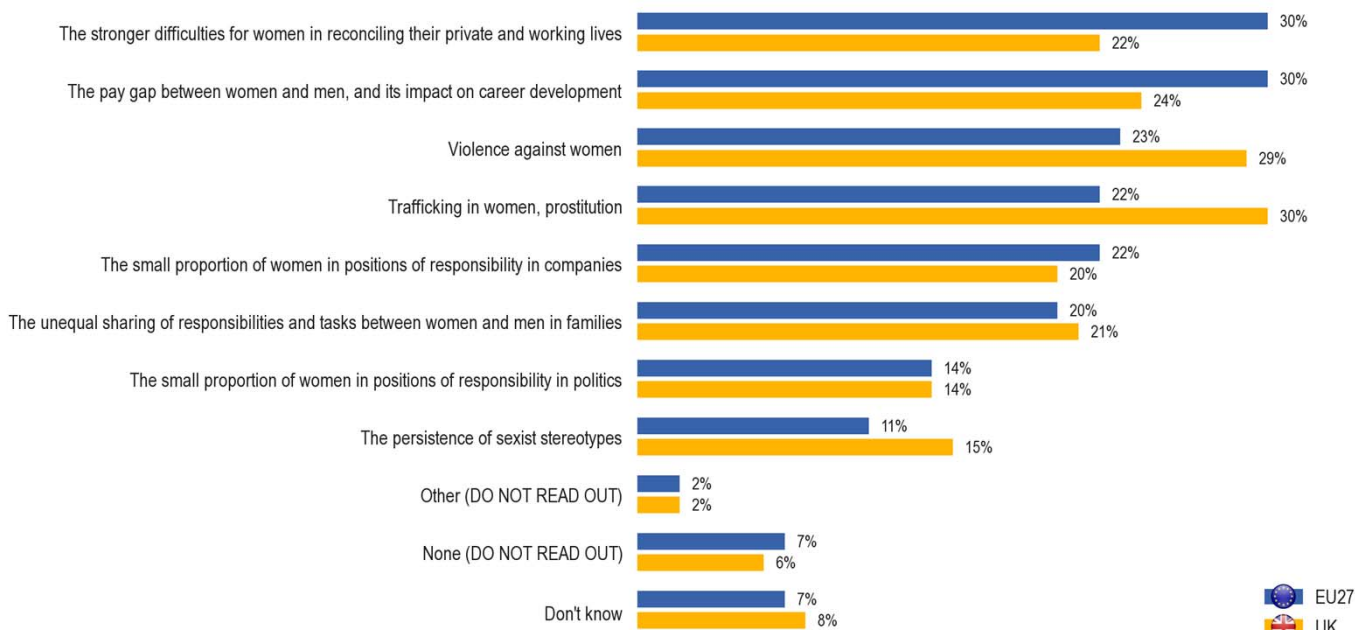
Number of interviews:
1.010

Fieldwork:
04/02-07/02/2013

Methodology: telephone

2. GENDER INEQUALITIES IN THE CONTEXT OF THE CRISIS

Q3. In your opinion, which of the gender inequalities in the following list, if any, have worsened the most as a consequence of the crisis? (MAX. 3 ANSWERS)



Q3. In your opinion, which of the gender inequalities in the following list, if any, have worsened the most as a consequence of the crisis? (MAX. 3 ANSWERS)

The pay gap between women and men, and its impact on career development

EU27 

UK 

TOTAL	30%	24%
-------	-----	-----



Gender

Man	28%	21%
Woman	32%	27%



Age

15-24	28%	19%
25-39	28%	20%
40-54	31%	26%
55 +	32%	28%



Respondent occupation scale

Self-employed	30%	21%
Employee	30%	24%
Manual workers	29%	25%
Not working	31%	25%

Socio-demographic breakdown

Q3. In your opinion, which of the gender inequalities in the following list, if any, have worsened the most as a consequence of the crisis? (MAX. 3 ANSWERS)

The stronger difficulties for women in reconciling their private and working lives

EU27 

UK 

TOTAL	30%	22%
-------	-----	-----



Gender

Man	27%	17%
Woman	33%	27%



Age

15-24	25%	13%
25-39	34%	28%
40-54	33%	31%
55 +	28%	16%



Respondent occupation scale

Self-employed	29%	15%
Employee	34%	29%
Manual workers	29%	16%
Not working	28%	18%

Socio-demographic breakdown

Women and gender inequalities in the context of the crisis

EU27 

UK 

Number of interviews:
25.556

Number of interviews:
1.010

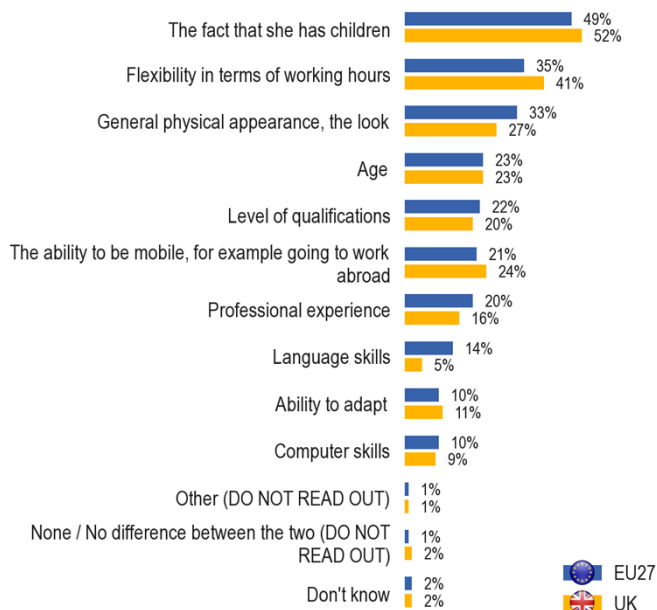
Fieldwork:
04/02-07/02/2013

Fieldwork:
04/02-07/02/2013

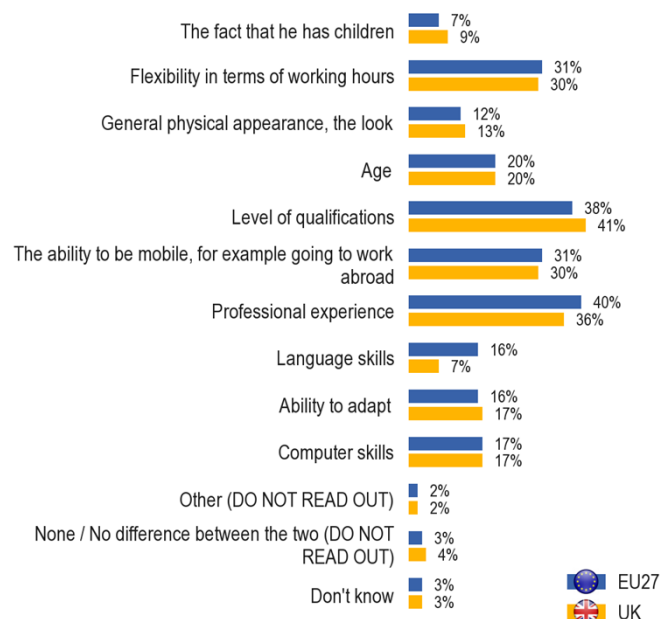
Methodology: telephone

3. DIFFERENT CRITERIA IN THE RECRUITMENT PROCESS

Q4a. In your opinion, to which of the following aspects will an employer attach more importance when recruiting a woman, compared to the importance he would attach if he were recruiting a man? (MAX. 3 ANSWERS)

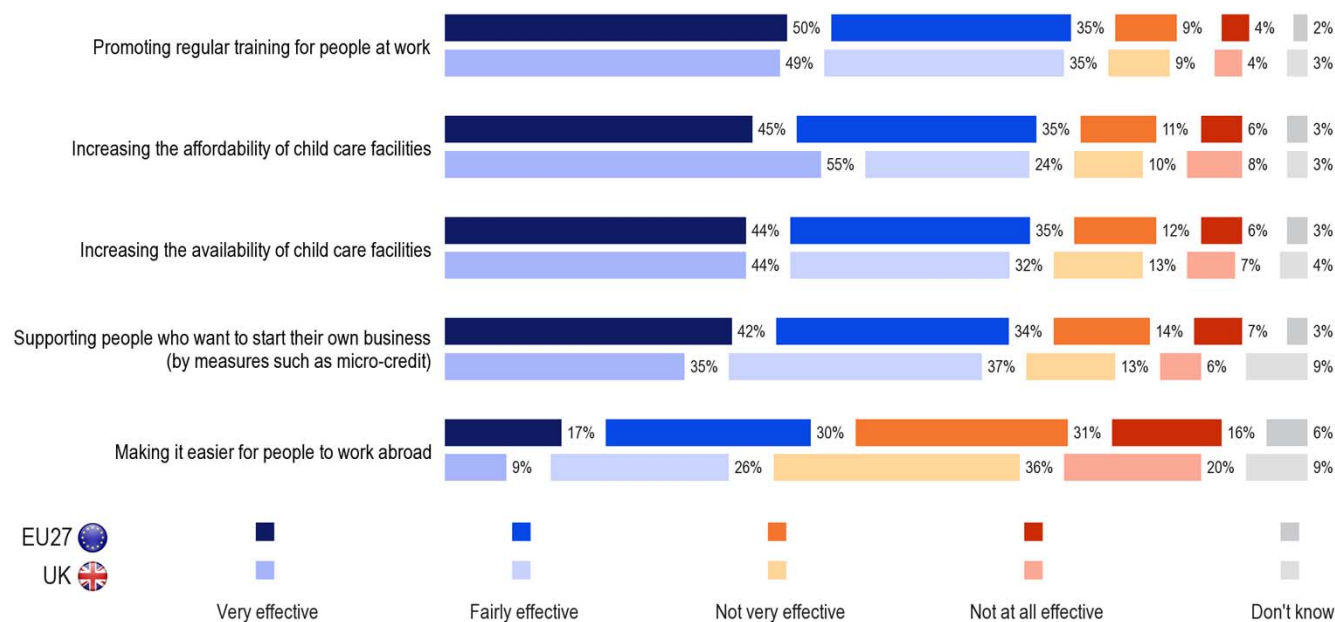


Q4b. And what are the aspects to which he will attach more importance when recruiting a man than if he were recruiting a woman? (MAX. 3 ANSWERS)



4. HOW TO GET OUT OF THE CRISIS?

Q5. For each of the following measures, how effective or not do you think they are in getting more people into work or enabling them to stay in work until later in life?



Women and gender inequalities in the context of the crisis

EU27 

Number of interviews:
25.556

Fieldwork:
04/02-07/02/2013

UK 

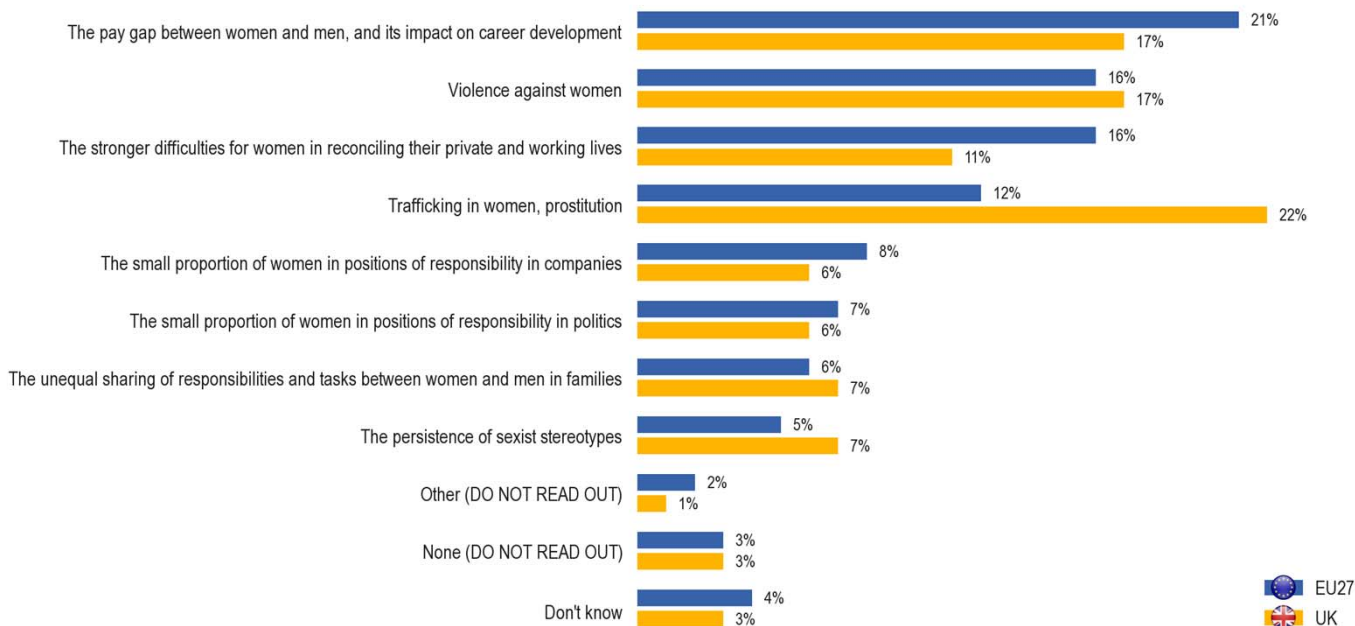
Number of interviews:
1.010

Fieldwork:
04/02-07/02/2013

Methodology: telephone

5. PRIORITIES FOR THE NEXT EUROPEAN ELECTIONS 2014

Q7. With a view to the next European elections which will take place in 2014, which one of the following inequalities would you like the candidates to tackle as a priority in their electoral programmes? (ONE ANSWER ONLY)



Q7. With a view to the next European elections which will take place in 2014, which one of the following inequalities would you like the candidates to tackle as a priority in their electoral programmes? (ONE ANSWER ONLY)

Violence against women		
	EU27	UK
TOTAL	16%	17%
Gender		
Man	16%	17%
Woman	16%	17%
Age		
15-24	19%	26%
25-39	14%	14%
40-54	17%	20%
55 +	15%	12%
Respondent occupation scale		
Self-employed	14%	10%
Employee	15%	19%
Manual workers	17%	16%
Not working	18%	18%

Socio-demographic breakdown

Q7. With a view to the next European elections which will take place in 2014, which one of the following inequalities would you like the candidates to tackle as a priority in their electoral programmes? (ONE ANSWER ONLY)

The small proportion of women in positions of responsibility in companies		
	EU27	UK
TOTAL	8%	6%
Gender		
Man	7%	5%
Woman	8%	7%
Age		
15-24	8%	4%
25-39	7%	3%
40-54	8%	7%
55 +	8%	9%
Respondent occupation scale		
Self-employed	9%	7%
Employee	8%	5%
Manual workers	7%	5%
Not working	7%	8%

Socio-demographic breakdown