

European Elections 2014 - Post-election survey

EU28 

Number of interviews:
27.331

Fieldwork:
30/05-27/06/2014

UK 

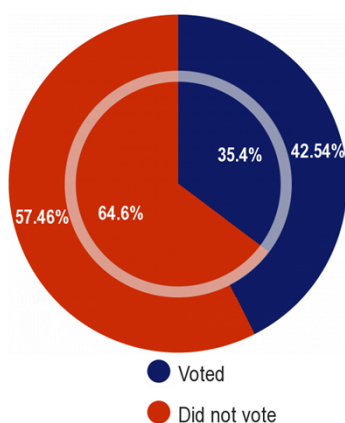
Number of interviews:
1.289

Fieldwork:
30/05-23/06/2014

Methodology: face-to-face

TURNOUT AND PROFILE OF VOTERS






QP1. European Parliament elections* were held on the (DATE). For one reason or another, some people in (OUR COUNTRY) did not vote in these elections. Did you yourself vote in the recent European Parliament elections?



EU  Outer pie UK  Inner pie

*European Parliament elections of 22 to 25 May 2014
Base: all respondents

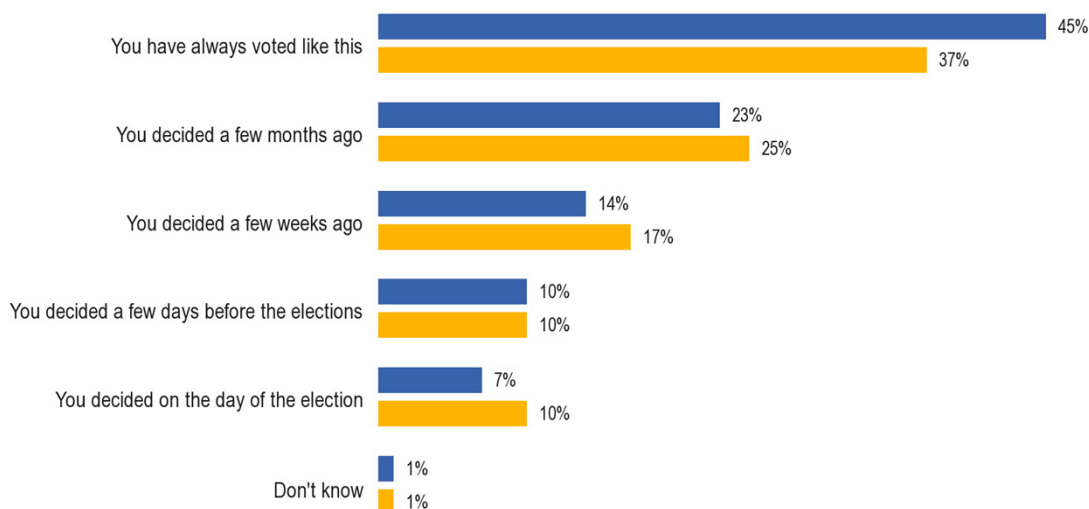
QP1_SD. European Parliament elections* were held on the (DATE). For one reason or another, some people in (OUR COUNTRY) did not vote in these elections. Did you yourself vote in the recent European Parliament elections?

Voted	EU28 	UK 
TOTAL	42.54%	35.4%
 Gender		
Man	45%	36%
Woman	41%	35%
 Age		
18-24 (AT: 16-24)	28%	19%
25-39	35%	21%
40-54	45%	32%
55 +	51%	53%
 Socio-professional category		
Self-employed	52%	32%
Managers	53%	36%
Other white collars	44%	30%
Manual workers	35%	25%
House persons	37%	29%
Unemployed	31%	35%
Retired	50%	51%
Students	37%	18%

Socio-demographic breakdown
*European Parliament elections of 22 to 25 May 2014
Base: all respondents

THE TIMING OF THE DECISION TO VOTE

QP3a. When did you decide to vote for the political party or candidate you voted for in the recent European Parliament elections?



Base: respondents who voted

EU28  UK 

EE2014 - Post-election survey RESULTS FOR THE UK



European Elections 2014 - Post-election survey

EU28 

Number of interviews:
27.331

Fieldwork:
30/05-27/06/2014

UK 

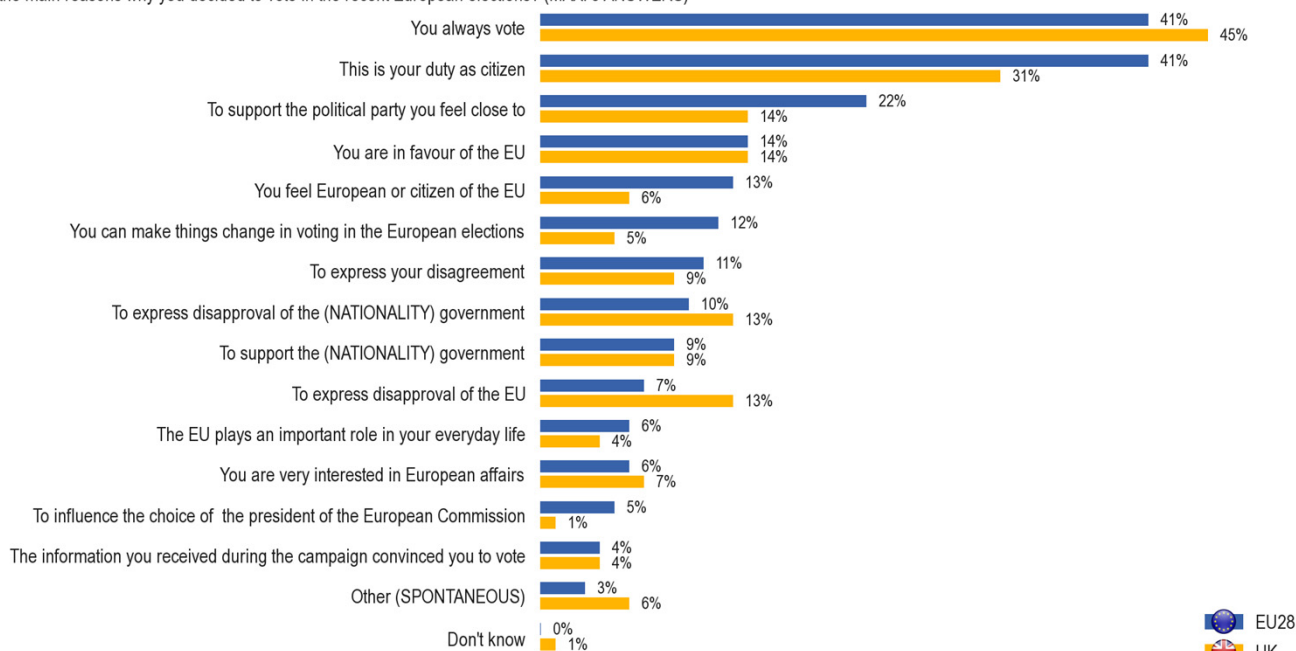
Number of interviews:
1.289

Fieldwork:
30/05-23/06/2014

Methodology: face-to-face

THE REASONS FOR VOTING

QP4a. What are the main reasons why you decided to vote in the recent European elections? (MAX. 3 ANSWERS)

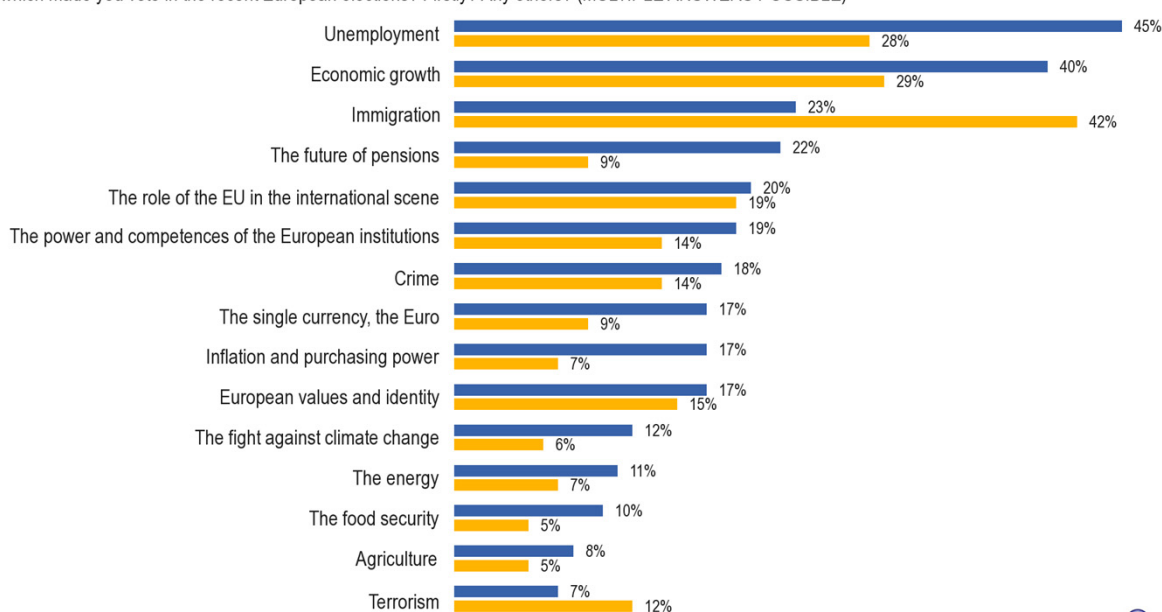


Base: respondents who voted

 EU28
 UK

THE MAIN ISSUES WHICH INFLUENCED VOTERS' CHOICE

QP5T. What are the issues which made you vote in the recent European elections? Firstly? Any others? (MULTIPLE ANSWERS POSSIBLE) *



*"Other", "None" and "Don't know" are not shown in this chart

Base: respondents who voted

 EU28
 UK

EE2014 - Post-election survey RESULTS FOR THE UK



European Elections 2014 - Post-election survey

EU28 

Number of interviews:
27.331

Fieldwork:
30/05-27/06/2014

UK 

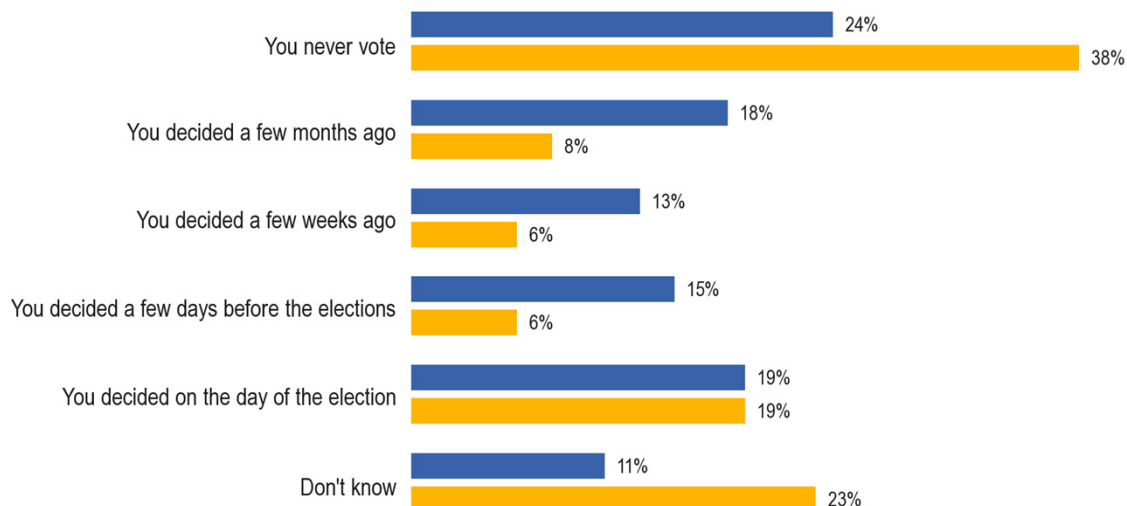
Number of interviews:
1.289

Fieldwork:
30/05-23/06/2014

Methodology: face-to-face

THE TIMING OF THE DECISION TO ABSTAIN

QP3b. When did you decide NOT to vote in the recent European Parliament elections?

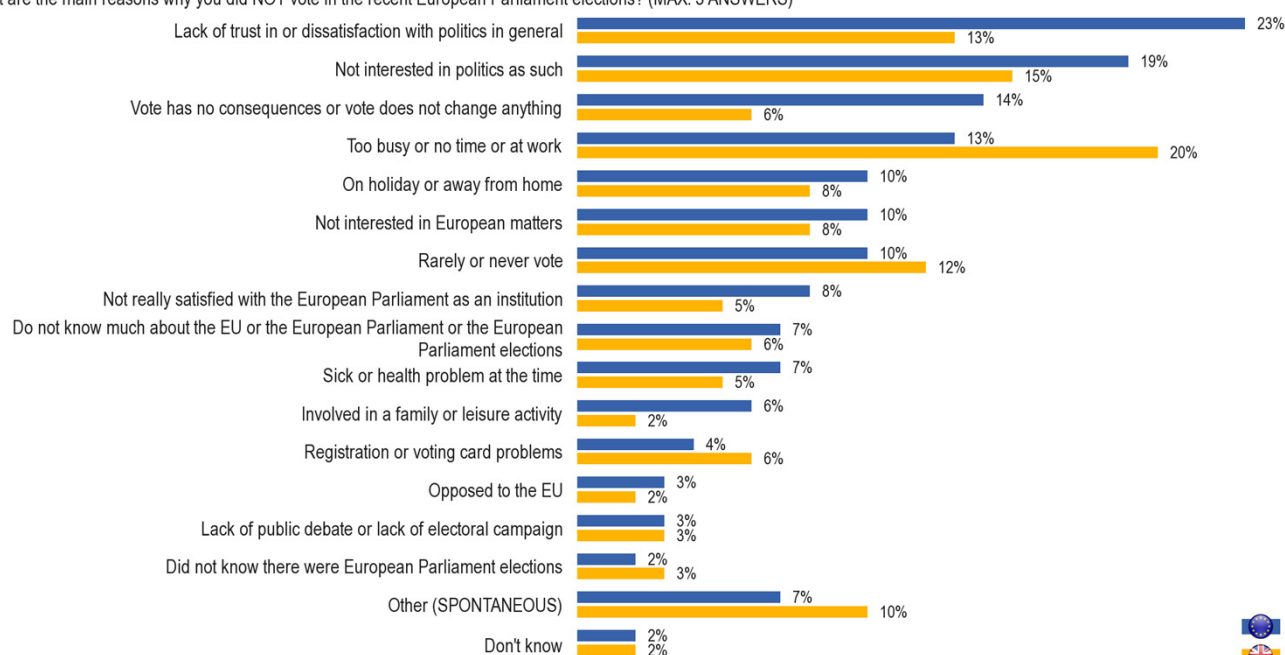


 EU28
 UK

Base: respondents who did not vote

THE REASONS FOR ABSTENTION

QP4b. What are the main reasons why you did NOT vote in the recent European Parliament elections? (MAX. 3 ANSWERS)



 EU28
 UK

Base: respondents who did not vote

EE2014 - Post-election survey RESULTS FOR THE UK



European Elections 2014 - Post-election survey

EU28 

Number of interviews:
27.331

Fieldwork:
30/05-27/06/2014

UK 

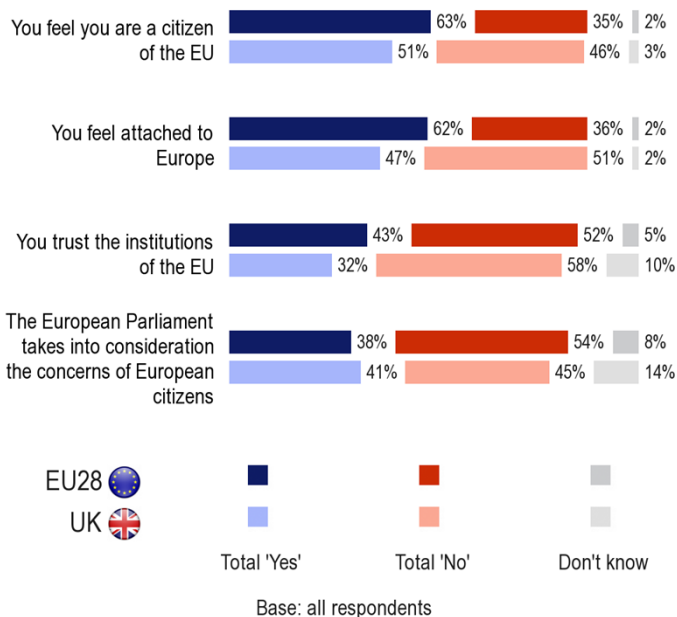
Number of interviews:
1.289

Fieldwork:
30/05-23/06/2014

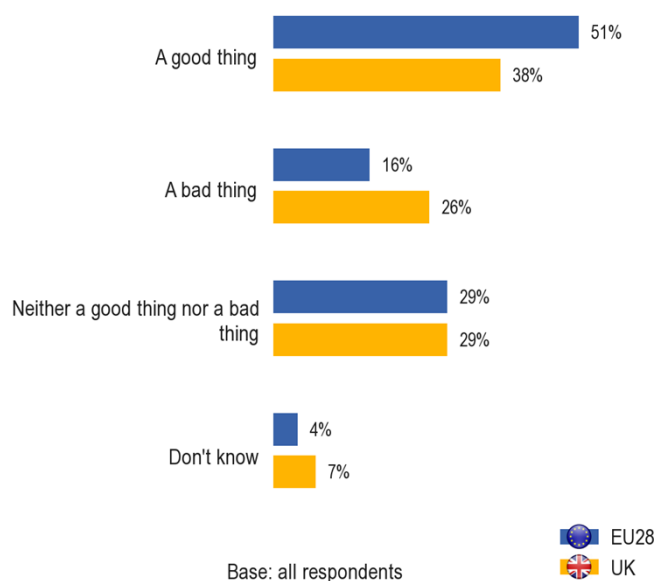
Methodology: face-to-face

THE ATTITUDES TOWARDS EUROPE

QP6. For each of the following statements, please tell me to what extent it corresponds or not to your attitude or opinion.



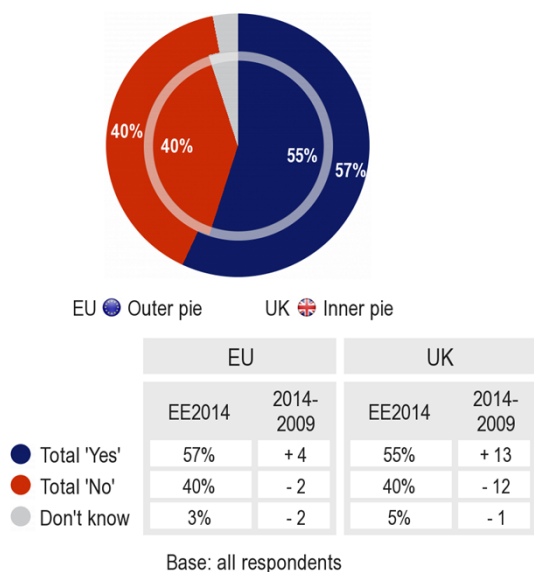
QP7. Generally speaking, do you think that (OUR COUNTRY)'s membership of the EU is...?



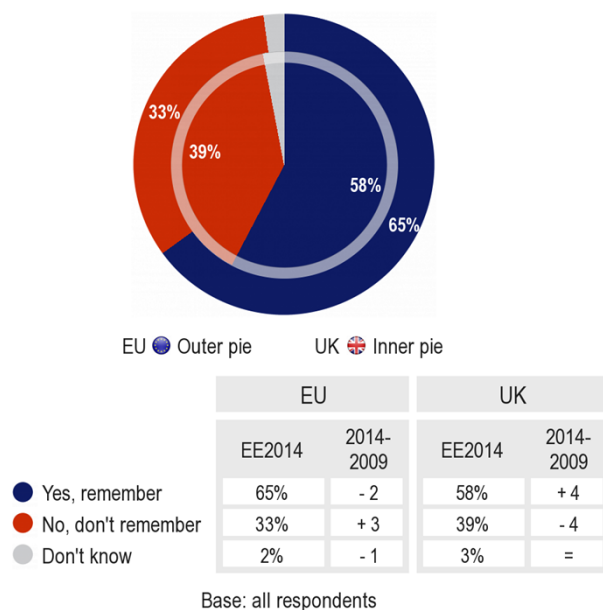
THE LEVEL OF INFORMATION AND THE EXPOSURE TO THE CAMPAIGN

QP6.1. For each of the following statements, please tell me to what extent it corresponds or not to your attitude or opinion.

You had all the necessary information in order to choose who to vote for in the recent European elections



QP8. Personally, do you remember having seen on TV, in the Internet or on posters, read in newspapers or heard on the radio a campaign encouraging people to vote in the European elections?



EE2014 - Post-election survey RESULTS FOR THE UK

