

EUROBAROMETER OF THE EUROPEAN PARLIAMENT



Number of interviews:
28.150

Number of interviews:
1.016

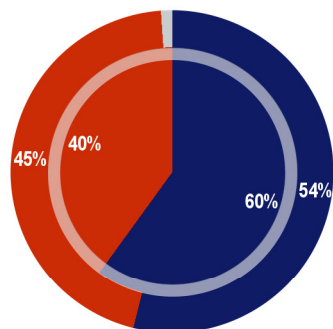
Fieldwork:
19/09-29/09/2015

Fieldwork:
19/09-29/09/2015

Methodology: face-to-face

1. INTEREST IN EUROPEAN AFFAIRS

Q4. Would you say that you are very interested, fairly interested, not very interested or not at all interested in European affairs?



EU28 ● Outer pie IE ● Inner pie

	EU28		IE	
	EB84.1	EB84.1-EB79.5	EB84.1	EB84.1-EB79.5
● Total 'Interested'	54%	+ 11	60%	+ 8
● Total 'Not interested'	45%	- 11	40%	- 7
● Don't know	1%	=	0%	- 1

Evolution 09/2015 - 06/2013

Q4. Would you say that you are very interested, fairly interested, not very interested or not at all interested in European affairs?

Total 'Interested'



TOTAL	54%	60%
-------	-----	-----



Gender

Male	58%	66%
Female	50%	54%



Age

15-24	49%	49%
25-39	54%	52%
40-54	56%	65%
55+	54%	67%



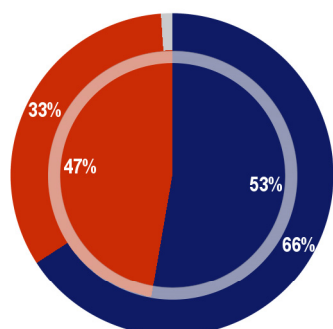
Education (End of)

15-	36%	54%
16-19	49%	54%
20+	71%	72%
Still studying	56%	53%

Socio-demographic breakdown

2. INFORMATION ON THE EUROPEAN PARLIAMENT

Q1. Have you recently read in the press, seen on the Internet or on television or heard on the radio something about the European Parliament?

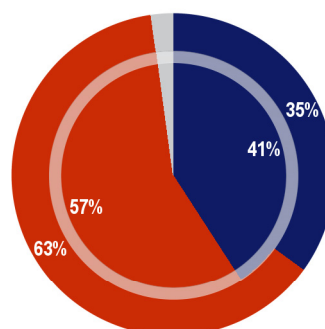


EU28 ● Outer pie IE ● Inner pie

	EU28		IE	
	EB84.1	EB84.1-EB82.4	EB84.1	EB84.1-EB82.4
● Yes	66%	+ 8	53%	+ 6
● No	33%	- 7	47%	- 3
● Don't know	1%	- 1	0%	- 3

Evolution 09/2015 - 11-12/2014

Q3. In general, do you consider that you are very well, fairly well, fairly badly or very badly informed about the European Parliament's activities?



EU28 ● Outer pie IE ● Inner pie

	EU28		IE	
	EB84.1	EB84.1-EB82.4	EB84.1	EB84.1-EB82.4
● Total 'Informed'	35%	+ 5	41%	- 1
● Total 'Not informed'	63%	- 4	57%	+ 2
● Don't know	2%	- 1	2%	- 1

Evolution 09/2015 - 11-12/2014

EUROBAROMETER 84.1 RESULTS FOR IRELAND



EUROBAROMETER OF THE EUROPEAN PARLIAMENT

EU28 

Number of interviews:
28.150

Fieldwork:
19/09-29/09/2015

IE 

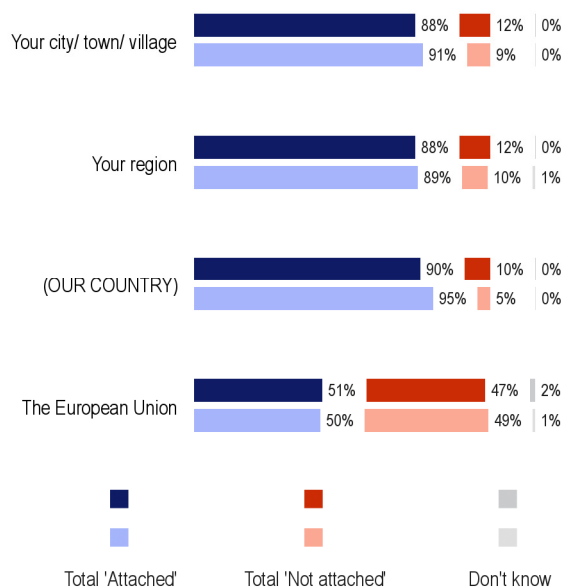
Number of interviews:
1.016

Fieldwork:
19/09-29/09/2015

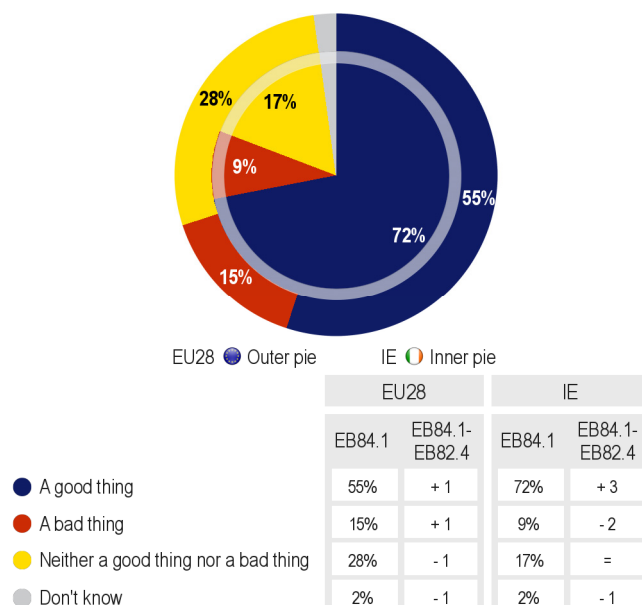
Methodology: face-to-face

3. ATTACHMENT AND MEMBERSHIP

Q19. Please tell me how attached you feel to...



Q20. Generally speaking, do you think that (OUR COUNTRY)'s membership of the EU is...?

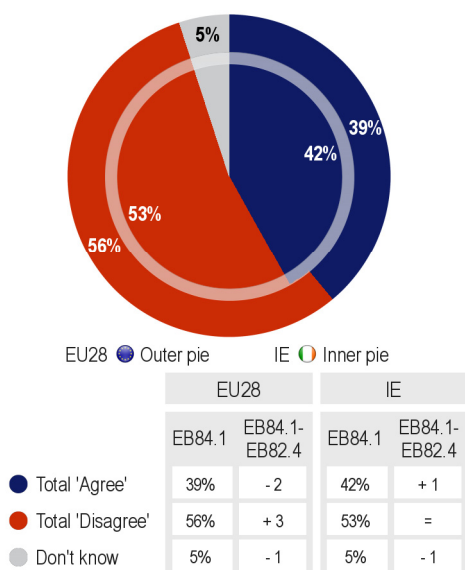


Evolution 09/2015 - 11-12/2014

4. THE VOICE OF THE EUROPEAN CITIZENS

Q23.1. Please tell me to what extent you agree or disagree with each of the following statements.

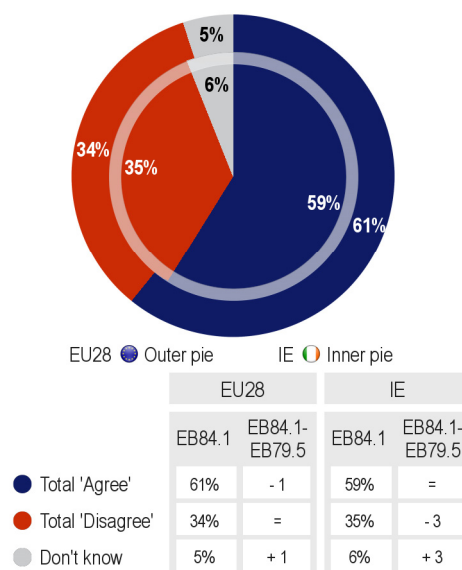
My voice counts in the EU



Evolution 09/2015 - 11-12/2014

Q23.3. Please tell me to what extent you agree or disagree with each of the following statements.

(OUR COUNTRY)'s voice counts in the EU



Evolution 09/2015 - 06/2013

EUROBAROMETER 84.1 RESULTS FOR IRELAND



EUROBAROMETER OF THE EUROPEAN PARLIAMENT

EU28 

Number of interviews:
28.150

Fieldwork:
19/09-29/09/2015

IE 

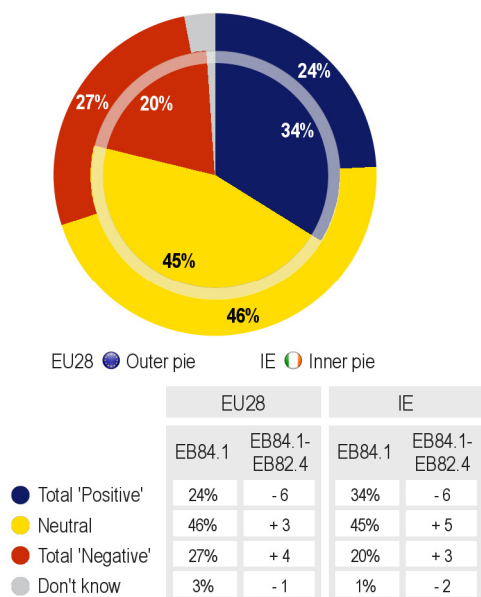
Number of interviews:
1.016

Fieldwork:
19/09-29/09/2015

Methodology: face-to-face

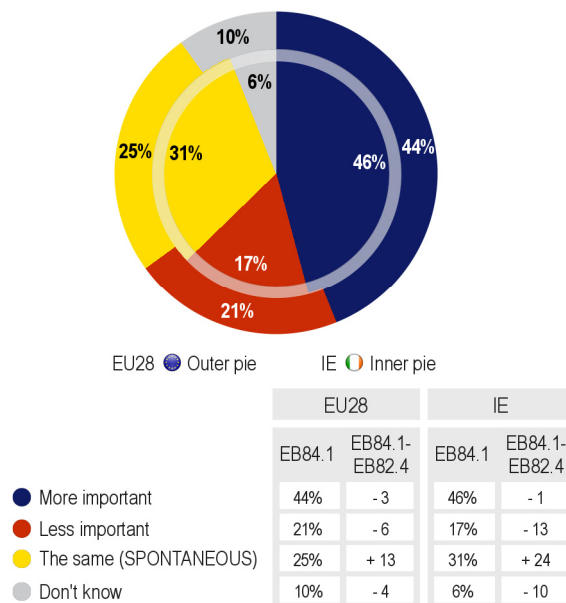
5. IMAGE AND ROLE OF THE EUROPEAN PARLIAMENT

Q5. In general, does the European Parliament conjure up for you a very positive, fairly positive, neutral, fairly negative or very negative image?



Evolution 09/2015 - 11-12/2014

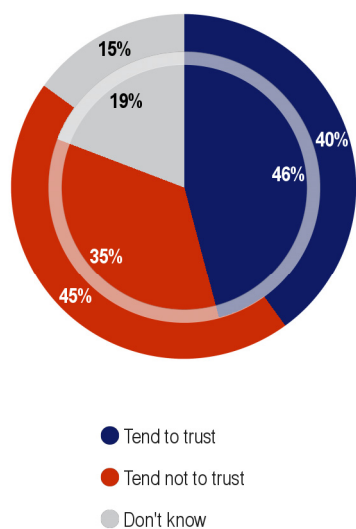
Q7. Would you personally like to see the European Parliament play a more important or less important role than it currently does?



Evolution 09/2015 - 11-12/2014

6. TRUST IN THE EUROPEAN PARLIAMENT

Q8. Please tell me if you tend to trust or tend not to trust the European Parliament.






EU28 ● Outer pie IE ● Inner pie

Q8. Please tell me if you tend to trust or tend not to trust the European Parliament.

Answer: Tend to trust

 EU28

 IE

TOTAL	40%	46%
 Gender		
Male	41%	46%
Female	38%	47%
 Age		
15-24	43%	54%
25-39	42%	43%
40-54	40%	43%
55 +	37%	48%
 Education (End of)		
15-	30%	30%
16-19	36%	42%
20+	48%	52%
Still studying	49%	55%

Socio-demographic breakdown

EUROBAROMETER 84.1 RESULTS FOR IRELAND



EUROBAROMETER OF THE EUROPEAN PARLIAMENT

EU28



Number of interviews:
28.150

Fieldwork:
19/09-29/09/2015

IE



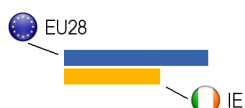
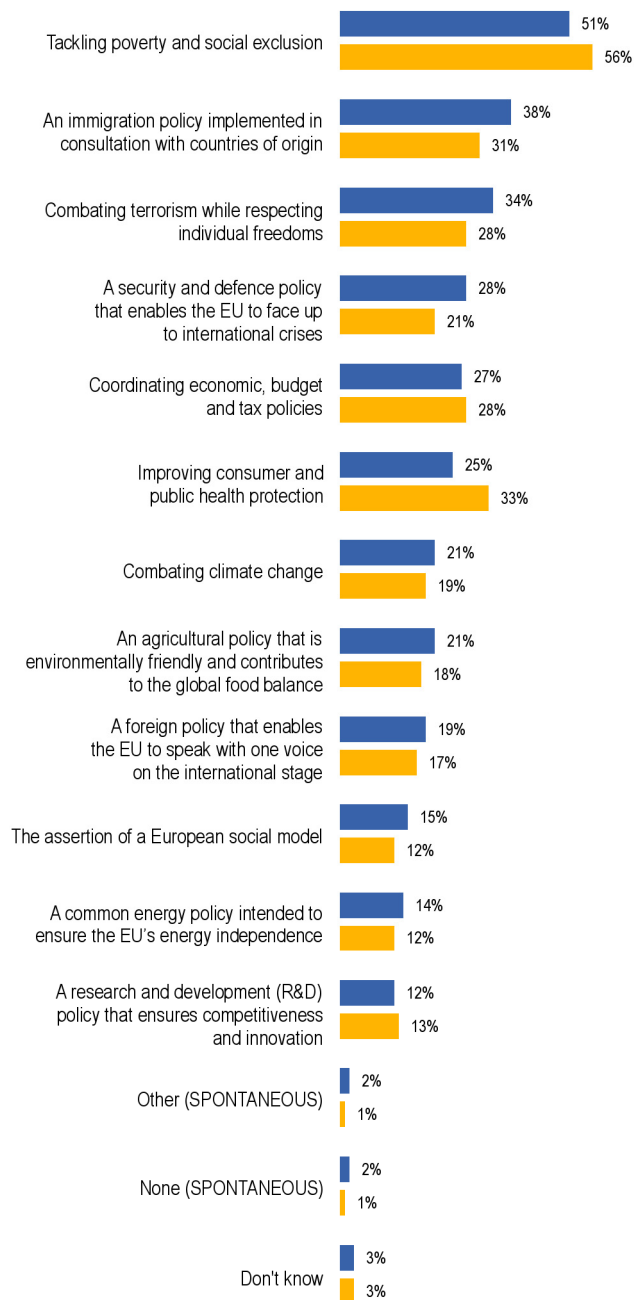
Number of interviews:
1.016

Fieldwork:
19/09-29/09/2015

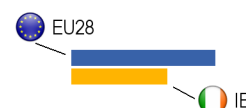
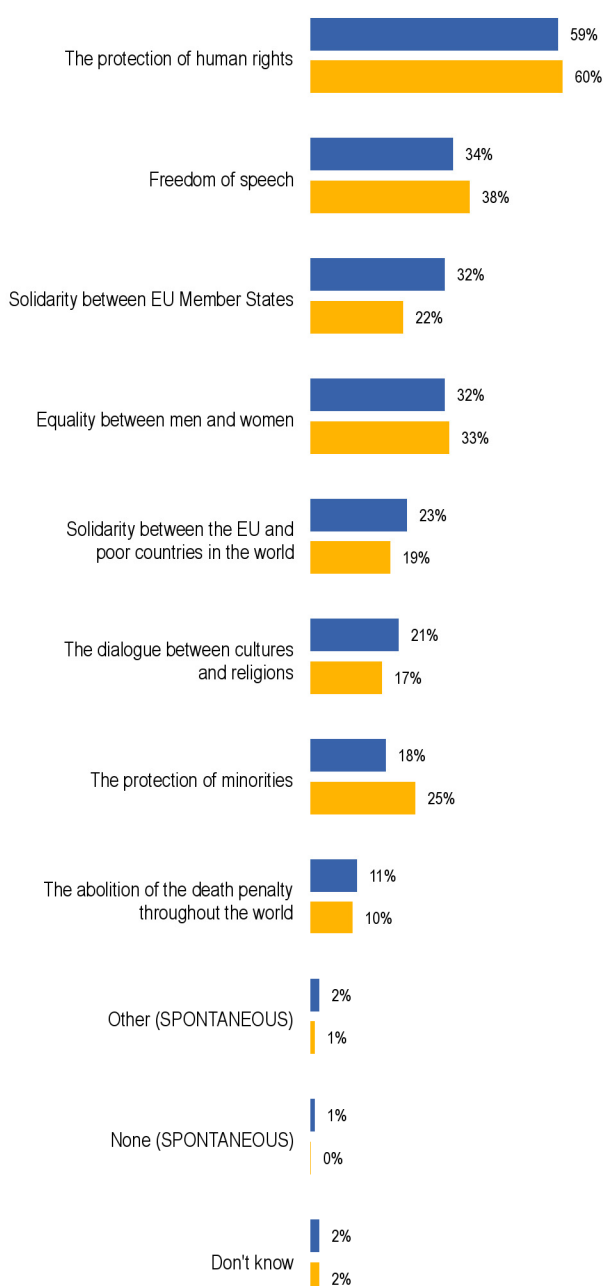
Methodology: face-to-face

7. POLITICAL PRIORITIES AND VALUES

Q14. The European Parliament promotes the development of certain policies at EU level. In your opinion which of the following policies should be given priority? Firstly? And then? (MAX. 4 ANSWERS)



Q15. In your opinion, which of the following values should the European Parliament defend as a matter of priority? (MAX. 3 ANSWERS)



EUROBAROMETER 84.1 RESULTS FOR IRELAND

