

Vote to the European Elections 2014

EU28



Number of interviews:
27.331

Fieldwork:
30/05-27/06/2014

IE



Number of interviews:
990

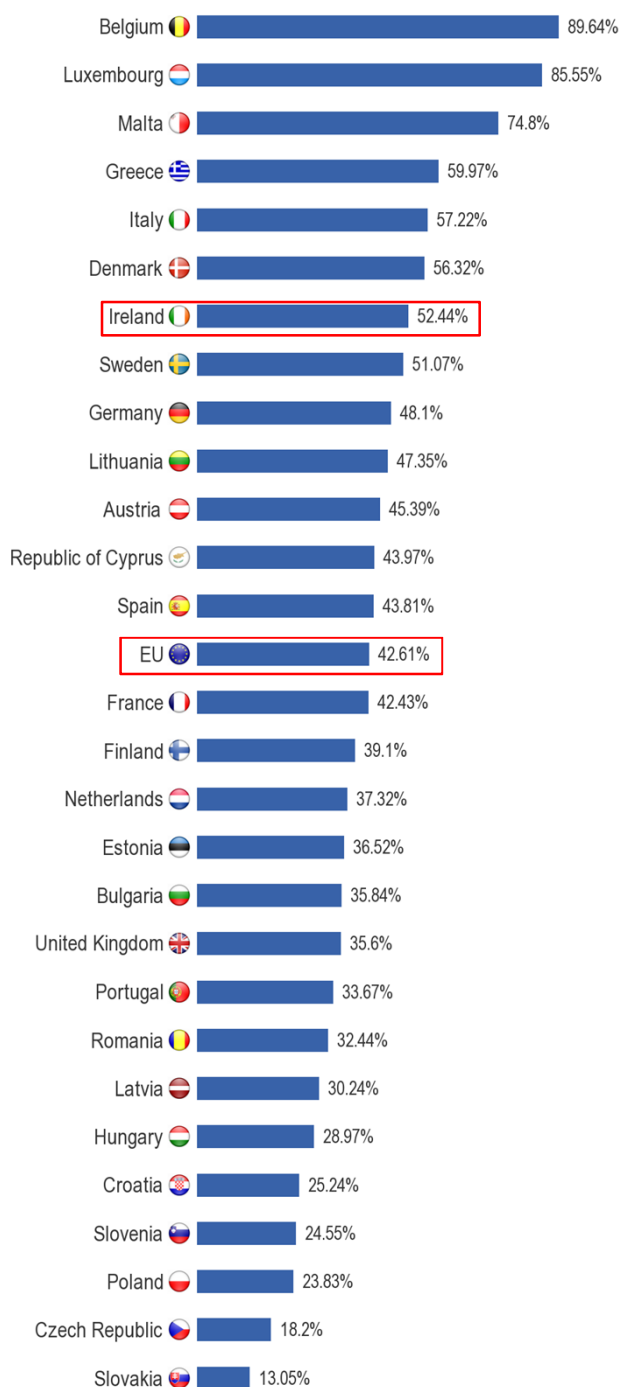
Fieldwork:
30/05-22/06/2014

Methodology: face-to-face

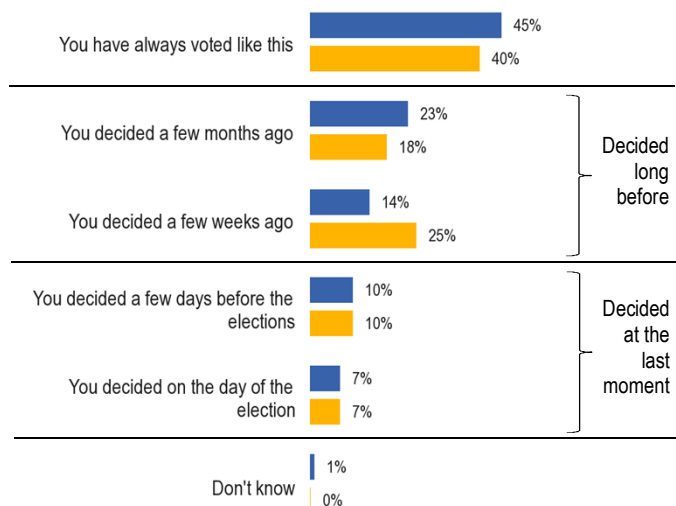
1. OVERVIEW OF THE VOTE

Question: QP1. European Parliament elections were held on the (DATE). For one reason or another, some people in (OUR COUNTRY) did not vote in these elections. Did you yourself vote in the recent European Parliament elections?

Answers: Voted



QP3a. When did you decide to vote for the political party or candidate you voted for in the recent European Parliament elections?



Base: Respondents who voted

EU28
IE

QP3a. When did you decide to vote for the political party or candidate you voted for in the recent European Parliament elections?

	EU28		IE	
	2014	2014-2009	2014	2014-2009
Always vote in the same way	45%	- 5	40%	- 1
Decided long before	37%	+ 3	43%	- 3
Decided at the last moment	17%	+ 2	17%	+ 4
Don't know	1%	=	0%	=

Base: Respondents who voted

EE2014 - Post-election survey RESULTS FOR IRELAND



Vote to the European Elections 2014

EU28 

Number of interviews:
27.331

Fieldwork:
30/05-27/06/2014

IE 

Number of interviews:
990

Fieldwork:
30/05-22/06/2014

Methodology: face-to-face

2. VOTERS' PROFILE

Socio-demographic breakdown

All voters IE (52.44%)

EU28 

IE 

TOTAL	100%	100%
Gender		
Man	51%	49%
Woman	49%	51%
Age		
18-24	7%	5%
25-39	21%	23%
40-54	28%	31%
55 +	44%	41%
Socio-professional category		
Self-employed	10%	9%
Managers	13%	14%
Other white collars	11%	7%
Manual workers	17%	16%
House persons	6%	16%
Unemployed	8%	13%
Retired	30%	21%
Students	5%	4%

Socio-demographic breakdown

Decided at the last moment IE (17%)

EU28 

IE 

TOTAL	100%	100%
Gender		
Man	49%	42%
Woman	51%	58%
Age		
18-24	12%	7%
25-39	27%	23%
40-54	33%	36%
55 +	28%	34%
Socio-professional category		
Self-employed	8%	10%
Managers	18%	23%
Other white collars	11%	8%
Manual workers	21%	15%
House persons	5%	12%
Unemployed	9%	11%
Retired	20%	15%
Students	8%	6%

Socio-demographic breakdown

Decided long before IE (43%)

EU28 

IE 

TOTAL	100%	100%
Gender		
Man	52%	51%
Woman	48%	49%
Age		
18-24	9%	5%
25-39	25%	24%
40-54	29%	30%
55 +	37%	41%
Socio-professional category		
Self-employed	11%	9%
Managers	13%	12%
Other white collars	12%	8%
Manual workers	18%	15%
House persons	5%	17%
Unemployed	8%	13%
Retired	26%	21%
Students	7%	5%

Socio-demographic breakdown

Always vote in the same way IE (40%)

EU28 

IE 

TOTAL	100%	100%
Gender		
Man	51%	50%
Woman	49%	50%
Age		
18-24	4%	4%
25-39	16%	21%
40-54	25%	31%
55 +	55%	44%
Socio-professional category		
Self-employed	10%	7%
Managers	10%	13%
Other white collars	10%	6%
Manual workers	15%	19%
House persons	7%	16%
Unemployed	7%	14%
Retired	38%	23%
Students	3%	2%

Vote to the European Elections 2014

EU28 

Number of interviews:
27.331

Fieldwork:
30/05-27/06/2014

IE 

Number of interviews:
990

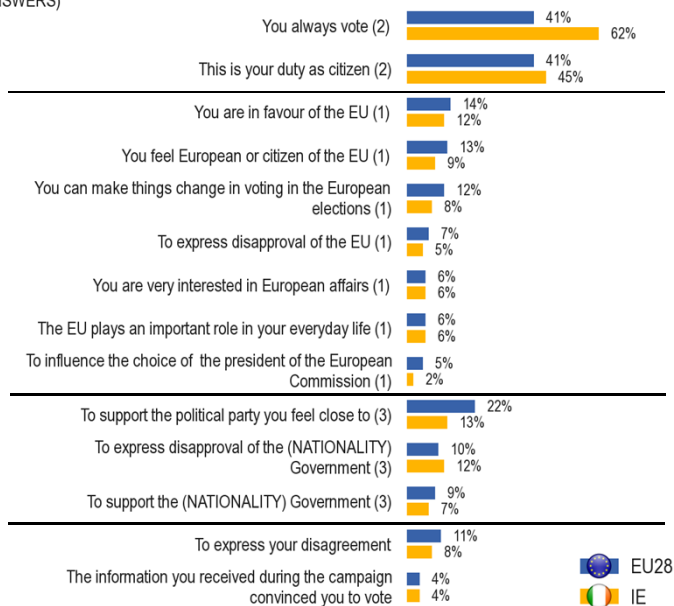
Fieldwork:
30/05-22/06/2014

Methodology: face-to-face

3. VOTERS' MOTIVATIONS (1)

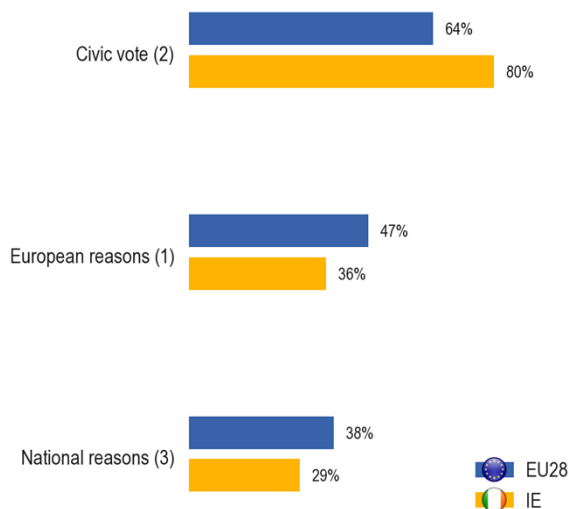
All voters IE (52.44%)

QP4a. What are the main reasons why you decided to vote in the recent European elections? (MAX. 3 ANSWERS)



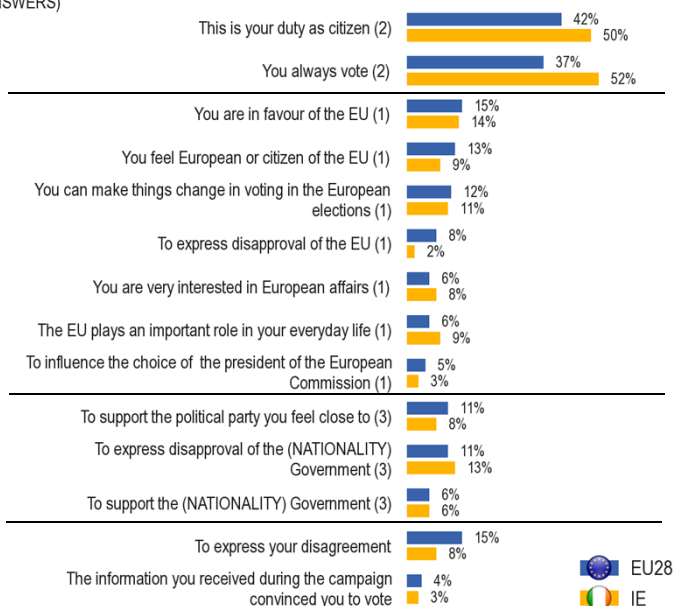
All voters IE (52.44%)

QP4a(2). What are the main reasons why you decided to vote in the recent European elections? (MAX. 3 ANSWERS)



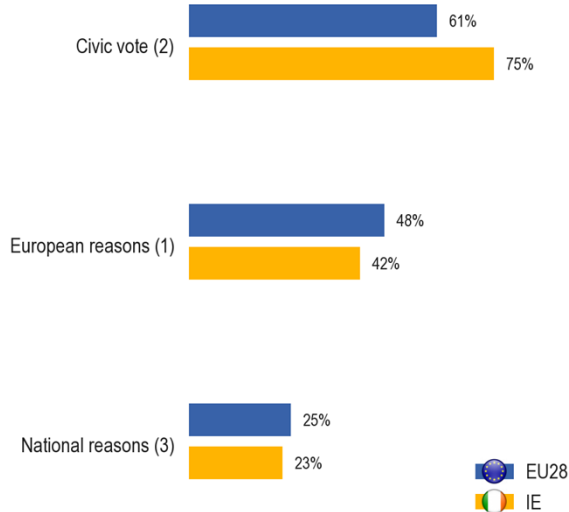
Decided at the last moment IE (17%)

QP4a. What are the main reasons why you decided to vote in the recent European elections? (MAX. 3 ANSWERS)



Decided at the last moment IE (17%)

QP4a(2). What are the main reasons why you decided to vote in the recent European elections? (MAX. 3 ANSWERS)



EE2014 - Post-election survey RESULTS FOR IRELAND



Vote to the European Elections 2014

EU28 

IE 

Number of interviews:
27.331

Number of interviews:
990

Fieldwork:
30/05-27/06/2014

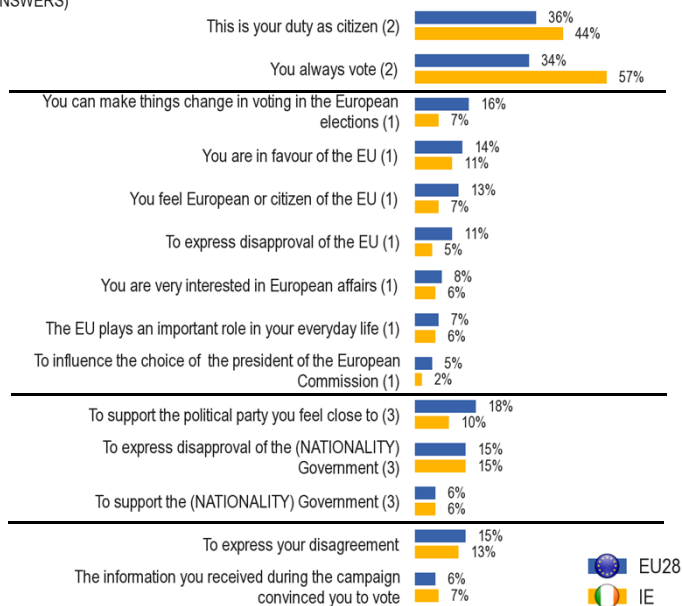
Fieldwork:
30/05-22/06/2014

Methodology: face-to-face

3. VOTERS' MOTIVATIONS (2)

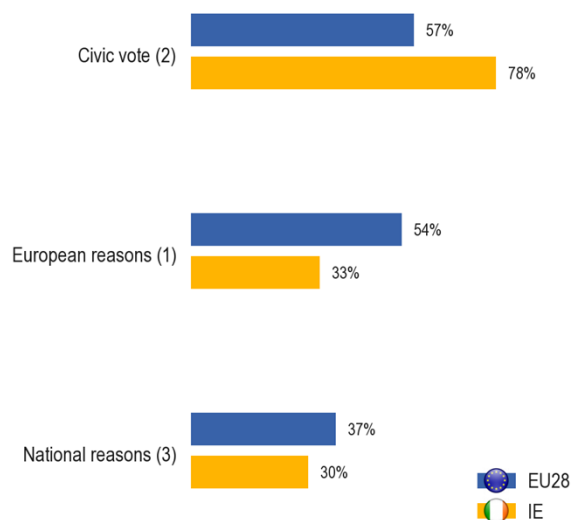
Decided long before IE (43%)

QP4a. What are the main reasons why you decided to vote in the recent European elections? (MAX. 3 ANSWERS)



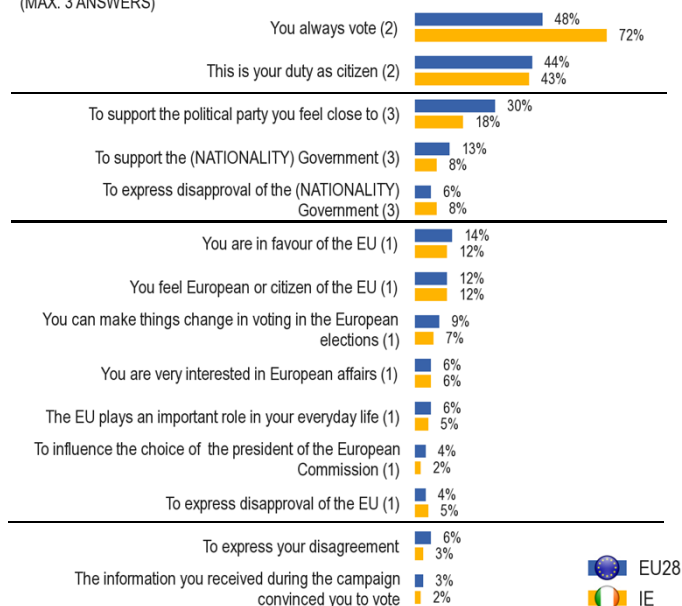
Decided long before IE (43%)

QP4a(2). What are the main reasons why you decided to vote in the recent European elections? (MAX. 3 ANSWERS)



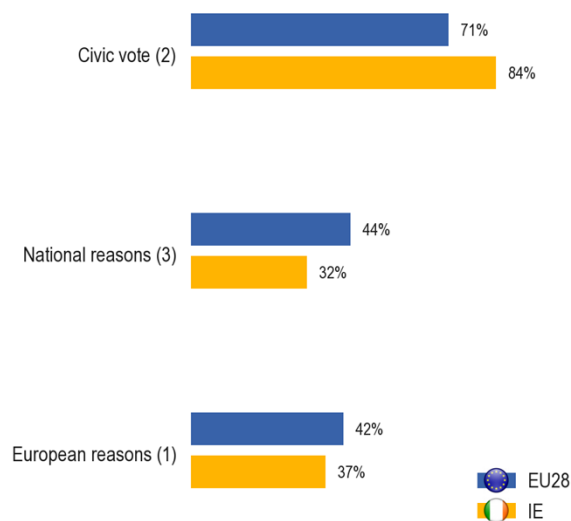
Always vote in the same way IE (40%)

QP4a. What are the main reasons why you decided to vote in the recent European elections? (MAX. 3 ANSWERS)



Always vote in the same way IE (40%)

QP4a(2). What are the main reasons why you decided to vote in the recent European elections? (MAX. 3 ANSWERS)



EE2014 - Post-election survey RESULTS FOR IRELAND



Vote to the European Elections 2014

EU28 

Number of interviews:
27.331

Fieldwork:
30/05-27/06/2014

IE 

Number of interviews:
990

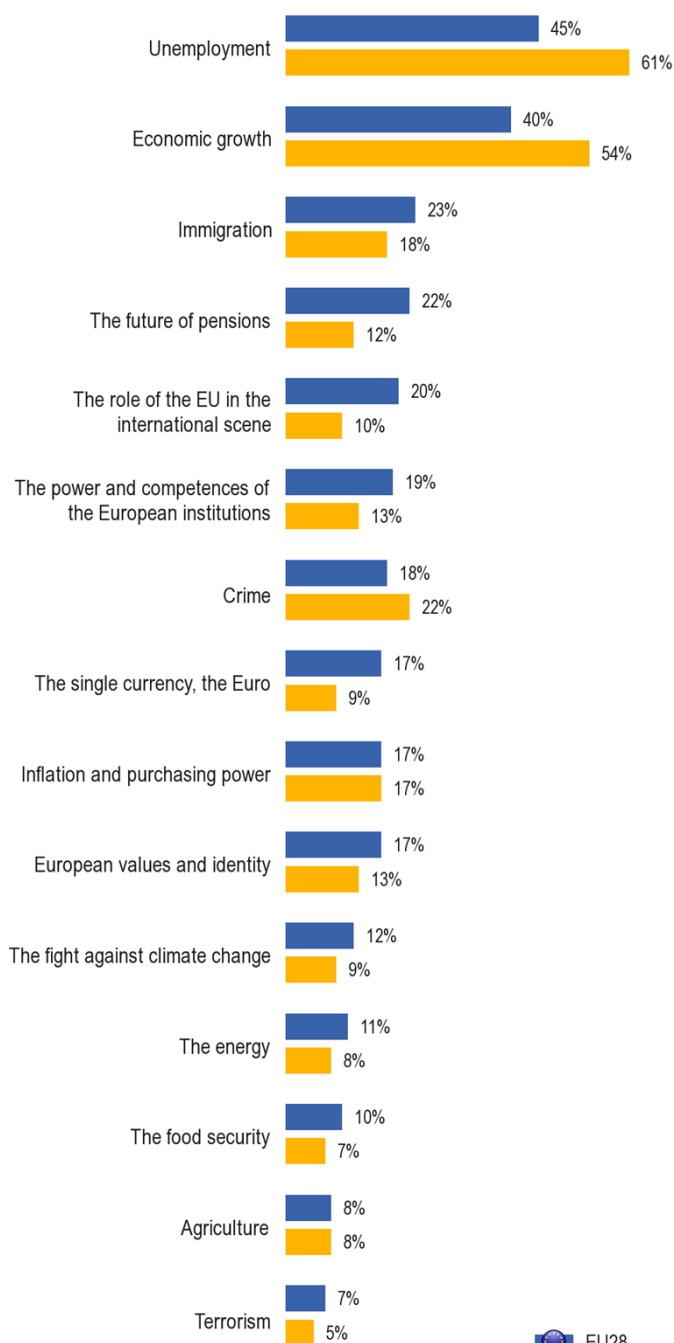
Fieldwork:
30/05-22/06/2014

Methodology: face-to-face

4. MOST IMPORTANT ISSUES FOR THE ELECTIONS (1)

All voters IE (52.44%)

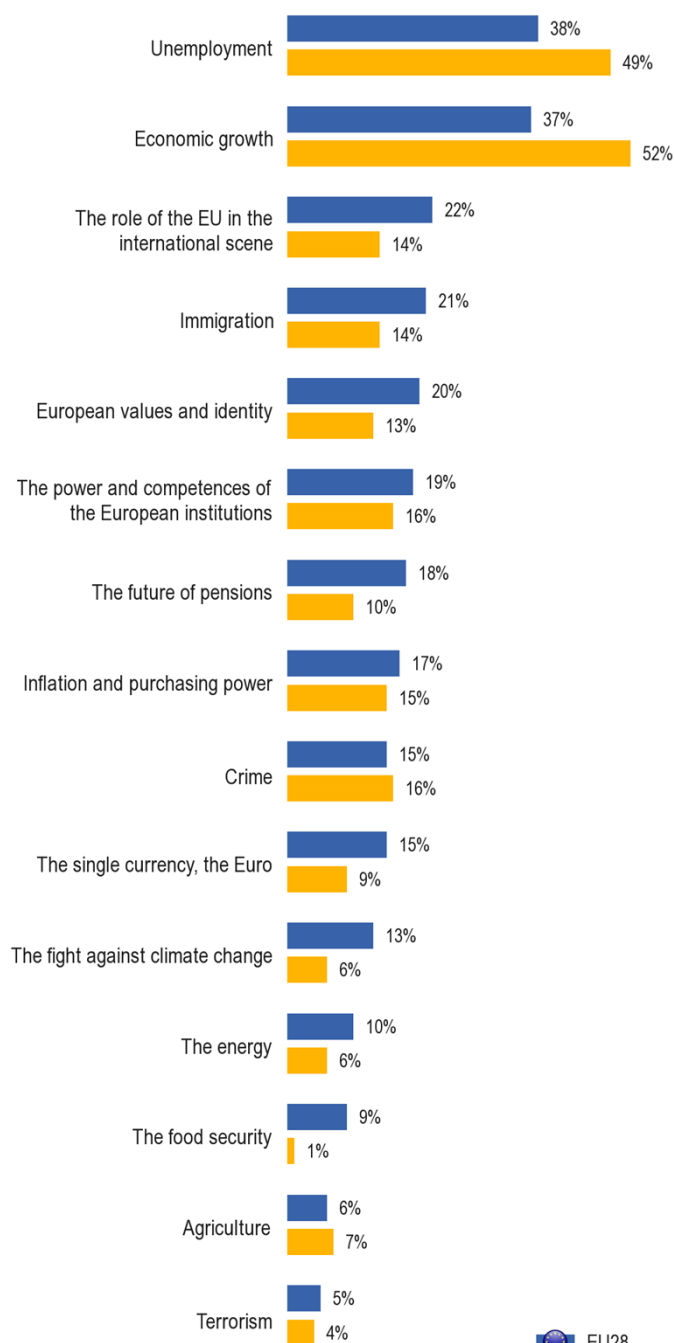
QP5T. What are the issues which make you vote in the recent European elections? Firstly? Any others? (MULTIPLE ANSWERS POSSIBLE)



 EU28
 IE

Decided at the last moment IE (17%)

QP5T. What are the issues which make you vote in the recent European elections? Firstly? Any others? (MULTIPLE ANSWERS POSSIBLE)



 EU28
 IE

EE2014 - Post-election survey RESULTS FOR IRELAND



Vote to the European Elections 2014

EU28



Number of interviews:
27.331

Fieldwork:
30/05-27/06/2014

IE



Number of interviews:
990

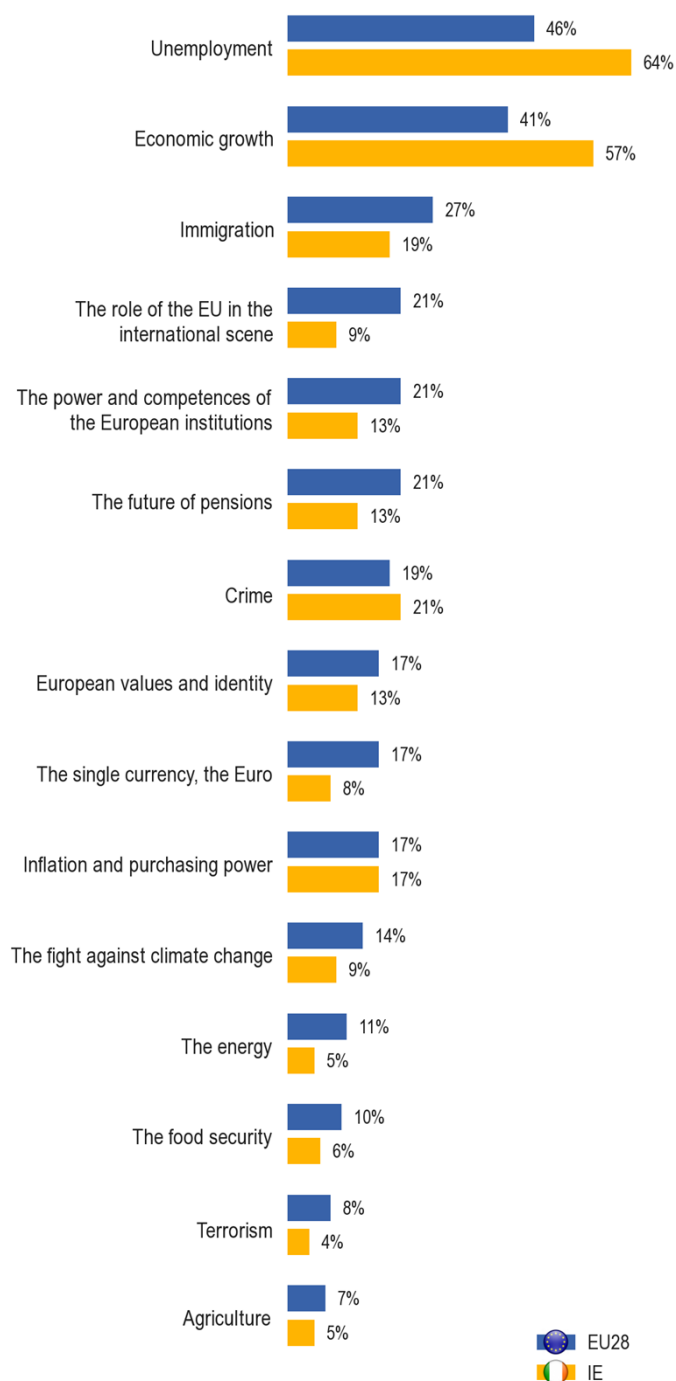
Fieldwork:
30/05-22/06/2014

Methodology: face-to-face

4. MOST IMPORTANT ISSUES FOR THE ELECTIONS (2)

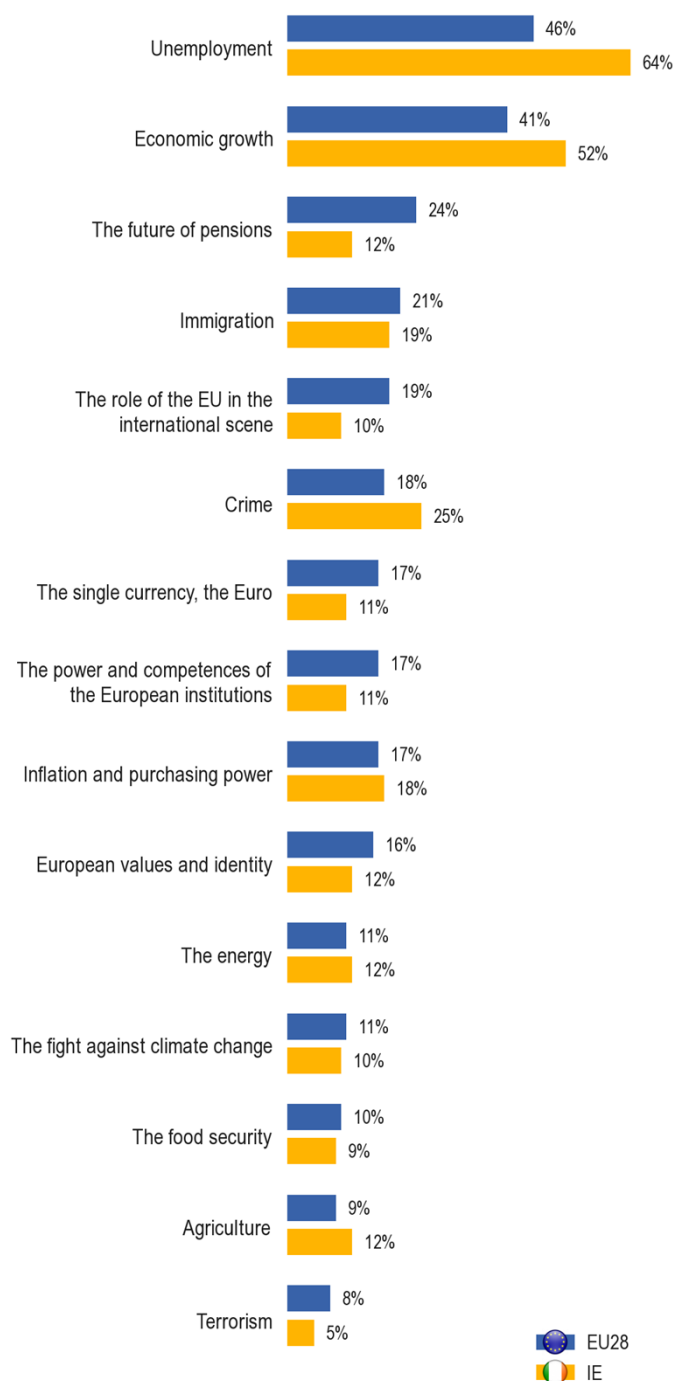
Decided long before IE (43%)

QP5T. What are the issues which make you vote in the recent European elections? Firstly? Any others? (MULTIPLE ANSWERS POSSIBLE)



Always vote in the same way IE (40%)

QP5T. What are the issues which make you vote in the recent European elections? Firstly? Any others? (MULTIPLE ANSWERS POSSIBLE)



EE2014 - Post-election survey RESULTS FOR IRELAND



Vote to the European Elections 2014

EU28 

Number of interviews:
27.331

Fieldwork:
30/05-27/06/2014

IE 

Number of interviews:
990

Fieldwork:
30/05-22/06/2014

Methodology: face-to-face

5. ATTITUDES TOWARDS EUROPE

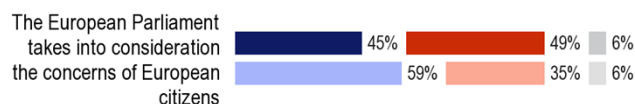
All voters IE (52.44%)

QP6. For each of the following statements, please tell me to what extent it corresponds or not to your attitude or opinion.



Decided at the last moment IE (17%)

QP6. For each of the following statements, please tell me to what extent it corresponds or not to your attitude or opinion.



Decided long before IE (43%)

QP6. For each of the following statements, please tell me to what extent it corresponds or not to your attitude or opinion.



Always vote in the same way IE (40%)

QP6. For each of the following statements, please tell me to what extent it corresponds or not to your attitude or opinion.



EE2014 - Post-election survey RESULTS FOR IRELAND



Vote to the European Elections 2014

EU28 

Number of interviews:
27.331

Fieldwork:
30/05-27/06/2014

IE 

Number of interviews:
990

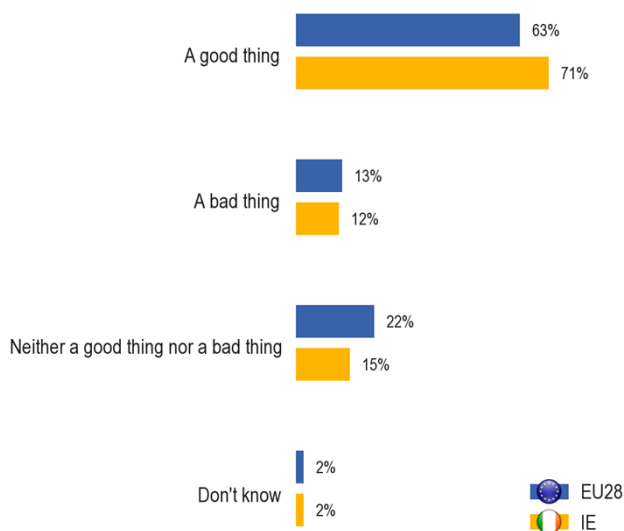
Fieldwork:
30/05-22/06/2014

Methodology: face-to-face

6. MEMBERSHIP OF THE EU

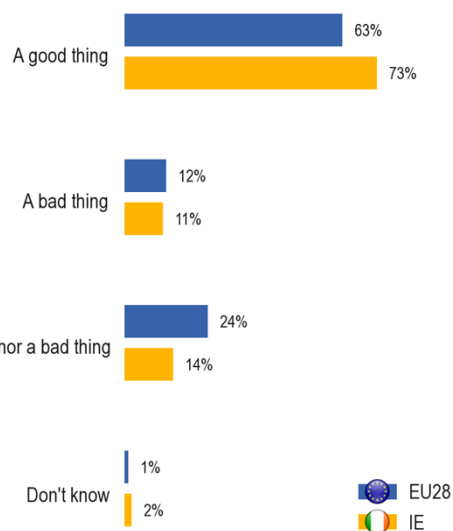
All voters IE (52.44%)

QP7. Generally speaking, do you think that (OUR COUNTRY)'s membership of the EU is...?



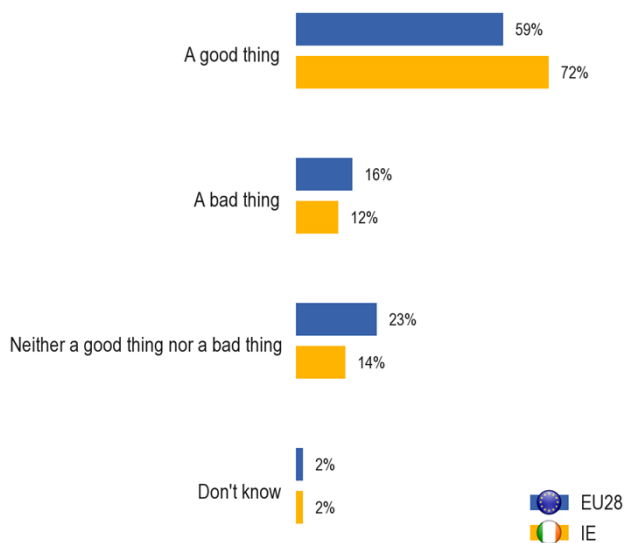
Decided at the last moment IE (17%)

QP7. Generally speaking, do you think that (OUR COUNTRY)'s membership of the EU is...?



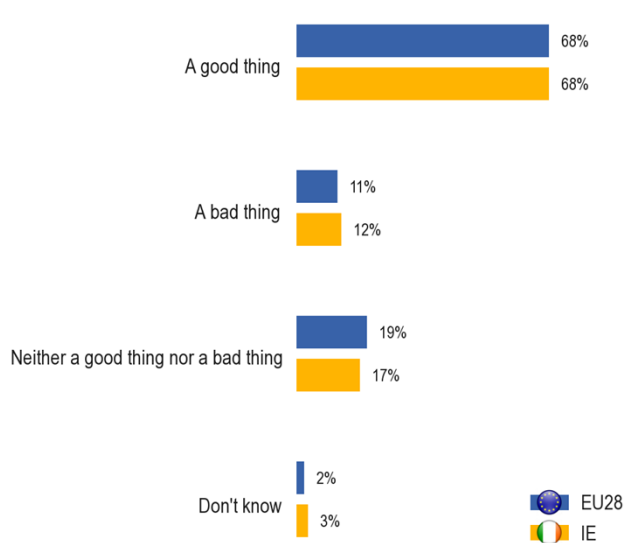
Decided long before IE (43%)

QP7. Generally speaking, do you think that (OUR COUNTRY)'s membership of the EU is...?



Always vote in the same way IE (40%)

QP7. Generally speaking, do you think that (OUR COUNTRY)'s membership of the EU is...?



EE2014 - Post-election survey RESULTS FOR IRELAND

