

# DEMOCRACY ON THE MOVE

EUROPEAN ELECTIONS - ONE YEAR TO GO

PART II:

COMPLETE SURVEY RESULTS






























Eurobarometer Survey 89.2 of the European Parliament  
A Public Opinion Monitoring Study



# TABLE OF CONTENTS






























Q1	Interest in European affairs	1
Q2	Image of the European Parliament	2
Q3	Role of the European Parliament	3
Q8	Date of the next European Parliament elections	4
Q9	Interest in the next European Parliament elections	5
Q10	Likelihood to vote in the next European Parliament elections	6
Q11	Campaign topics (firstly)	7
QA11T	Campaign topics (all)	8
Q12	Spitzenkandidaten process: Would this make you more likely to vote than at present? Spitzenkandidaten process:	9
Q13.1	It represents significant progress for democracy within the EU	10
Q13.2	It brings more transparency to the process of electing the President of the Commission	11
Q13.3	It gives more legitimacy to the European Commission	12
Q13.4	It has no real impact, it does not change much	13
Q13.5	It prevents Member States' governments from choosing the best candidate for the job	14
Q13.6	It only makes sense if it is accompanied by a real debate about European issues	15
Q14a	Importance to vote in the European Parliament elections	16
Q14b	Importance to vote in the national elections	18
Q14c	Importance to vote in the national elections (UK)	20
Q15a	Easiness to vote in the European Parliament elections	21
Q15b	Easiness to vote in the national elections	22
Q15c	Easiness to vote in the national elections (UK)	23
Q16a	Main reasons why people vote in the European Parliament elections (firstly)	24
Q16T	Main reasons why people vote in the European Parliament elections (all)	26
Q17a	Main reasons why people do not vote in the European Parliament elections (firstly)	28
Q17T	Main reasons why people do not vote in the European Parliament elections (all)	30
Q18	Personal voting behaviour	32
Q19	Main reasons for abstention in the past five years	33
Q20	Technical reasons for abstention	34
Q21	Time of the decision vote	35
Q22	Time of the decision not to vote	36
Q23	EU membership	37
Q24	Benefits from being a member of the EU	38
Q25a	Satisfaction with the way democracy works in our country	39
Q25b	Satisfaction with the way democracy works in the EU?	40
Q26.1	New political parties and movements: This development is a threat to our democracy	41
Q26.2	New political parties and movements can find new solutions better	42
Q26.3	Just being against something does not improve anything	43
Q26.4	We need a real change and this is what these parties and movements can bring	44
D71.1	Political interest: National political matters	45
D71.2	Political interest: European political matters	46
D71.3	Political interest: Local political matters	47
D72.1	My voice counts in the EU	48
D72.2	My voice counts in our country	49
D72.3	Our country's voice counts in the EU	50
D73.1	Direction things are taking in our country	51
D73.2	Direction things are taking in the European Union	52

QA1 Would you say that you are very interested, fairly interested, not very interested or not at all interested in European affairs?  
(%)

		Very interested		Fairly interested		Not very interested		Not at all interested		Don't know	Total 'Interested'		Total 'Not interested'	
		EB89.2	Δ*	EB89.2	Δ*	EB89.2	Δ*	EB89.2	Δ*	EB89.2	EB89.2	Δ*	EB89.2	Δ*
EU28		11	-3	43	=	30	+3	15	=	1	54	-3	45	+3
EURO AREA		11	-3	43	=	31	+3	15	+1	0	54	-3	46	+4
NON-EURO AREA		11	-3	44	=	28	+3	15	-1	2	55	-3	43	+2
BE		7	-4	41	-7	39	+9	13	+2	0	48	-11	52	+11
BG		8	+1	32	-1	35	=	22	-1	3	40	=	57	-1
CZ		5	+1	32	=	43	=	20	-1	0	37	+1	63	-1
DK		16	-4	60	+6	20	-3	4	+1	0	76	+2	24	-2
DE		21	-5	49	+2	25	+4	5	-1	0	70	-3	30	+3
EE		8	+2	50	-2	33	=	8	-1	1	58	=	41	-1
IE		16	=	47	+3	24	=	13	-3	0	63	+3	37	-3
EL		10	-2	35	-4	35	+5	20	+1	0	45	-6	55	+6
ES		5	-4	37	+2	39	+1	19	+2	0	42	-2	58	+3
FR		8	-1	37	-5	28	+3	27	+4	0	45	-6	55	+7
HR		8	-3	45	+2	28	-2	19	+3	0	53	-1	47	+1
IT		5	-4	38	-1	38	+3	19	+3	0	43	-5	57	+6
CY		12	+3	37	=	30	-1	20	-3	1	49	+3	50	-4
LV		11	+1	44	-3	32	-2	12	+3	1	55	-2	44	+1
LT		10	-1	50	=	28	-2	12	+3	0	60	-1	40	+1
LU		16	-1	46	-5	23	+2	14	+4	1	62	-6	37	+6
HU		13	=	46	+4	30	-1	11	-3	0	59	+4	41	-4
MT		11	=	50	+2	29	=	9	+1	1	61	+2	38	+1
NL		16	-4	66	+2	16	+2	2	=	0	82	-2	18	+2
AT		21	=	46	+1	26	-2	7	+1	0	67	+1	33	-1
PL		8	-4	51	+2	29	+4	9	-3	3	59	-2	38	+1
PT		4	-1	44	+7	37	-3	15	-3	0	48	+6	52	-6
RO		6	-1	32	-1	39	+6	22	-5	1	38	-2	61	+1
SI		7	-1	39	-1	41	+2	13	=	0	46	-2	54	+2
SK		4	=	37	+2	37	=	21	-2	1	41	+2	58	-2
FI		14	-3	59	-2	25	+6	2	-1	0	73	-5	27	+5
SE		12	-2	60	-3	22	+2	6	+3	0	72	-5	28	+5
UK		16	-6	44	=	22	+4	17	+2	1	60	-6	39	+6





























\*Evolution Sept.-Oct. 2017 - Apr. 2018

**QA2** In general, do you have a very positive, fairly positive, neutral, fairly negative or very negative image of the European Parliament?  
(%)

		Very positive		Fairly positive		Neutral		Fairly negative		Very negative		Don't know	Total 'Positive'		Total 'Negative'	
		EB89.2	Δ*	EB89.2	Δ*	EB89.2	Δ*	EB89.2	Δ*	EB89.2	Δ*	EB89.2	EB89.2	Δ*	EB89.2	Δ*
EU28 		4	-1	27	-1	43	+1	16	+1	6	=	4	31	-2	22	+1
EURO AREA		3	-1	27	-2	45	+2	16	=	6	+1	3	30	-3	22	+1
NON-EURO AREA		5	-7	29	+1	39	-1	16	+1	6	-1	5	34	=	22	=
BE		1	-3	27	-3	46	+2	20	+2	5	+1	1	28	-6	25	+3
BG		10	=	39	=	29	-1	10	=	3	+1	9	49	=	13	+1
CZ		1	-1	18	+2	45	=	26	+1	8	-2	2	19	+1	34	-1
DK		4	-1	37	+9	43	-6	12	+1	2	-2	2	41	+8	14	-1
DE		6	+1	30	-6	44	+3	13	+1	4	+1	3	36	-5	17	+2
EE		1	-1	19	-6	62	+3	10	+2	1	-1	7	20	-7	11	+1
IE		13	-2	39	=	34	+1	9	+1	3	=	2	52	-2	12	+1
EL		3	-1	21	-2	42	+1	20	=	12	+2	2	24	-3	32	+2
ES		2	-1	26	+2	50	+2	17	+2	4	-1	1	28	+1	21	+1
FR		0	-1	16	-3	50	+3	20	-1	10	+2	4	16	-4	30	+1
HR		6	+1	32	+6	43	-5	10	-1	6	=	3	38	+7	16	-1
IT		3	-2	31	=	41	+6	16	=	6	-2	3	34	-2	22	-2
CY		5	=	23	+1	50	-2	14	+2	5	-1	3	28	+1	19	+1
LV		1	-1	20	-3	56	-2	12	+2	4	+1	7	21	-4	16	+3
LT		1	-2	25	-3	59	+3	9	+1	3	+2	3	26	-5	12	+3
LU		4	-2	38	-2	40	+4	11	-1	4	=	3	42	-4	15	-1
HU		5	+1	33	+1	43	-1	14	+1	4	-1	1	38	+2	18	=
MT	* 	5	-1	41	+1	41	=	5	+1	1	=	7	46	=	6	+1
NL		2	=	35	=	41	-2	18	+1	3	=	1	37	=	21	+1
AT		8	+1	24	-2	44	+3	17	-2	5	-1	2	32	-1	22	-3
PL		6	+1	36	+3	41	-2	13	+2	2	-2	2	42	+4	15	=
PT		1	-1	44	+2	40	+5	11	-2	1	-1	3	45	+1	12	-3
RO		5	-7	38	+1	38	=	14	+1	3	-1	2	43	=	17	=
SI		2	-1	23	-2	50	-4	19	+6	3	-1	3	25	-3	22	+5
SK		3	+1	27	-3	48	+5	15	-1	4	-1	3	30	-2	19	-2
FI		2	=	19	-5	60	+3	14	+1	3	+1	2	21	-5	17	+2
SE		2	-1	30	-2	47	+1	16	+2	3	-1	2	32	-3	19	+1
UK		4	-3	20	=	36	-1	19	+1	12	-1	9	24	-3	31	=




























\*Evolution Sept.-Oct. 2017 - Apr. 2018

**QA3** Would you personally like to see the European Parliament play a more important or less important role? (%)

		More important		Less important		No change / As it is now (SPONTANEOUS)		Don't know
		EB89.2	Δ*	EB89.2	Δ*	EB89.2	Δ*	EB89.2
EU28		47	=	27	=	16	=	10
EURO AREA		51	+1	23	+1	16	-2	10
NON-EURO AREA		39	=	34	-3	15	+2	12
BE		63	-1	30	-1	5	+2	2
BG		45	+1	19	+2	19	-3	17
CZ		24	-5	58	+2	8	=	10
DK		28	-5	35	-8	30	+13	7
DE		45	=	22	+4	26	-5	7
EE		33	+7	27	=	23	-8	17
IE		53	=	21	-3	14	=	12
EL		61	+8	18	-5	15	-2	6
ES		69	+7	11	-1	10	-4	10
FR		52	=	23	=	8	-2	17
HR		42	-4	32	+6	16	-2	10
IT		42	-5	28	+2	18	+3	12
CY		86	+10	6	-4	3	-5	5
LV		49	-2	30	+2	12	-1	9
LT		59	-3	18	+4	16	+3	7
LU		69	+7	12	-6	11	=	8
HU		46	=	28	=	18	=	8
MT		65	+9	9	+1	10	-6	16
NL		49	+2	37	-2	10	=	4
AT		34	-5	33	-3	28	+8	5
PL		36	=	25	-1	23	=	16
PT		64	+5	6	-2	16	-2	14
RO		64	+4	22	-2	8	-1	6
SI		57	+2	19	-4	18	+1	6
SK		30	-5	40	+4	17	=	13
FI		43	+3	38	-5	13	+4	6
SE		36	+1	42	-3	13	+2	9
UK		35	=	43	-4	11	+3	11




























\*Evolution Sept.-Oct. 2017 - Apr. 2018

**QA8** In your opinion, when will the next European Parliament elections be held here in (OUR COUNTRY)?  
(%)

	This year/ Later this year / In 2018	In May 2019	Next year/ in 2019/ any months in 2019, except May	In two years/ In 2020	Other / Another date	Don't know	Total 'Correct answer'	Total 'Incorrect answer'
<b>EU27</b>	<b>3</b>	<b>19</b>	<b>13</b>	<b>9</b>	<b>6</b>	<b>50</b>	<b>19</b>	<b>31</b>
<b>EURO AREA</b>	<b>3</b>	<b>18</b>	<b>12</b>	<b>8</b>	<b>6</b>	<b>53</b>	<b>18</b>	<b>29</b>
BE 	9	30	22	14	13	12	30	58
BG 	2	20	13	4	1	60	20	20
CZ 	5	23	15	11	8	38	23	39
DK 	4	22	10	19	8	37	22	41
DE 	3	18	11	10	3	55	18	27
EE 	1	24	10	8	5	52	24	24
IE 	5	22	10	8	8	47	22	31
EL 	2	21	22	6	5	44	21	35
ES 	1	14	12	5	9	59	14	27
FR 	4	7	10	7	6	66	7	27
HR 	4	21	18	13	15	29	21	50
IT 	2	28	11	4	8	47	28	25
CY 	3	25	4	8	4	56	25	19
LV 	4	13	10	8	7	58	13	29
LT 	1	22	14	10	14	39	22	39
LU 	8	34	13	5	7	33	34	33
HU 	2	33	20	6	4	35	33	32
MT 	3	37	14	3	1	42	37	21
NL 	2	13	14	25	5	41	13	46
AT 	3	33	14	9	6	35	33	32
PL 	1	18	16	8	6	51	18	31
PT 	2	12	12	3	4	67	12	21
RO 	2	28	15	10	6	39	28	33
SI 	6	22	8	7	8	49	22	29
SK 	3	30	12	6	7	42	30	28
FI 	3	22	16	12	5	42	22	36
SE 	7	14	15	20	7	37	14	49

*Open question - Spontaneous answers*


























**QA9** The next European Parliament elections will be held in May 2019. How interested or not are you in these elections?  
(%)

	Very interested		Somewhat interested		Not very interested		Not at all interested		Don't know	Total 'Interested'		Total 'Not interested'	
	EB89.2	Δ*	EB89.2	Δ*	EB89.2	Δ*	EB89.2	Δ*		EB89.2	Δ*	EB89.2	Δ*
<b>EU27**</b>	11	-6	39	+1	31	+5	17	=	2	50	-5	48	+5
<b>EURO AREA</b>	11	-6	39	+1	31	+5	18	+1	1	50	-5	49	+6
BE 	7	-4	37	-5	41	+7	15	+2	0	44	-9	56	+9
BG 	6	-1	34	-1	33	+3	22	=	5	40	-2	55	+3
CZ 	2	-1	19	-1	43	+3	36	=	0	21	-2	79	+3
DK 	9	-4	48	+1	38	+7	5	-3	0	57	-3	43	+4
DE 	18	-10	42	+2	27	+8	11	=	2	60	-8	38	+8
EE 	8	-2	38	-2	35	+6	16	-2	3	46	-4	51	+4
IE 	17	-10	45	+3	26	+7	10	-2	2	62	-7	36	+5
EL 	8	-3	31	=	39	+8	22	-5	0	39	-3	61	+3
ES 	10	-4	37	=	32	+4	20	-1	1	47	-4	52	+3
FR 	8	-5	31	-2	30	-1	30	+8	1	39	-7	60	+7
HR 	9	=	43	+5	28	-3	20	-2	0	52	+5	48	-5
IT 	6	-6	41	+1	34	+7	16	-1	3	47	-5	50	+6
CY 	15	+3	35	+6	22	-2	27	-6	1	50	+9	49	-8
LV 	9	=	23	-7	38	+1	28	+6	2	32	-7	66	+7
LT 	8	-3	44	+1	32	+3	16	-1	0	52	-2	48	+2
LU 	16	-1	41	-7	26	+3	15	+5	2	57	-8	41	+8
HU 	11	-2	45	+4	32	+5	11	-5	1	56	+2	43	=
MT  *	21	-2	40	-2	24	+6	13	+1	2	61	-4	37	+7
NL 	17	-8	53	-1	24	+8	6	+1	0	70	-9	30	+9
AT 	19	-3	41	+3	28	+1	10	-1	2	60	=	38	=
PL 	9	-4	42	=	30	+4	12	-2	7	51	-4	42	+2
PT 	8	+1	39	+6	39	+2	13	-8	1	47	+7	52	-6
RO 	12	+2	43	-1	31	+4	13	-4	1	55	+1	44	=
SI 	7	+1	38	-3	33	=	21	+2	1	45	-2	54	+2
SK 	2	-2	28	+2	40	+6	28	-5	2	30	=	68	+1
FI 	10	-5	47	-5	32	+7	11	+4	0	57	-10	43	+11
SE 	11	-12	44	-3	35	+10	10	+6	0	55	-15	45	+16

\*Evolution Sept.-Oct. 2017 - Apr. 2018




























\*\*In April 2018, this question was not asked in the UK

**QA10** The next European Parliament elections will be held in May 2019. How likely are you to vote in these elections? Please use a scale from 1 to 10, where '1' means "not at all likely" and '10' means "very likely". (%)




























	1 Not at all likely	2	3	4	5	6	7	8	9	10 Very likely	Don't know	Total 'Not likely'	Total 'Moderately likely'	Total 'Likely'	Total 'Very likely'
<b>TOTAL</b>	12	3	4	3	11	6	9	11	7	31	3	33	15	18	31
BG 	12	2	4	3	10	8	9	11	5	29	7	31	17	16	29
CZ 	19	4	9	6	18	7	7	9	5	13	3	56	14	14	13
DK 	4	1	2	2	5	3	5	7	7	62	2	14	8	14	62
DE 	9	2	3	2	8	4	6	10	9	45	2	24	10	19	45
EE 	14	6	6	3	12	4	7	8	6	31	3	41	11	14	31
IE 	8	2	2	2	8	4	9	14	13	35	3	22	13	27	35
EL 	16	5	5	3	13	6	9	11	10	21	1	42	15	21	21
ES 	16	3	5	3	9	6	12	11	6	27	2	36	18	17	27
FR 	20	3	4	3	13	5	6	9	5	30	2	43	11	14	30
HR 	14	4	6	7	13	9	11	11	7	16	2	44	20	18	16
IT 	9	4	4	4	10	10	12	15	7	19	6	31	22	22	19
CY 	20	3	5	4	14	5	8	4	3	33	1	46	13	7	33
LV 	16	3	5	3	15	7	8	8	6	27	2	42	15	14	27
LT 	16	2	3	2	12	4	6	10	7	37	1	35	10	17	37
HU 	12	2	4	2	12	7	8	14	9	28	2	32	15	23	28
MT 	7	2	3	3	7	5	8	9	8	46	2	22	13	17	46
NL 	8	2	2	2	4	4	7	9	5	57	0	18	11	14	57
AT 	8	4	7	5	10	8	10	12	9	25	2	34	18	21	25
PL 	14	4	6	3	12	7	11	12	6	21	4	39	18	18	21
PT 	14	8	8	6	13	5	11	13	7	14	1	49	16	20	14
RO 	7	2	3	4	12	10	8	10	7	35	2	28	18	17	35
SI 	20	4	6	4	13	4	5	7	5	31	1	47	9	12	31
SK 	18	3	5	5	19	7	8	7	8	14	6	50	15	15	14
FI 	10	4	4	4	8	6	7	12	9	35	1	30	13	21	35
SE 	8	1	3	3	7	4	7	12	7	48	0	22	11	19	48



**QA11a** Which of the following themes should be discussed as a matter of priority during the electoral campaign for the next European Parliament elections? Firstly? (%)




























	Immigration	Economy and growth	Social protection of EU citizens	Consumer protection and food safety	Combating climate change and protecting the environment	Promoting human rights and democracy	Fight against terrorism	The way the EU should be working in the future	Combating youth unemployment	Security and defence policy	Protection of external borders	Protection of personal data	Other (SPONTANEOUS)	None/ You are not interested in these elections (SPONTANEOUS)	Don't know
<b>EU27</b>	13	12	7	3	8	7	12	8	13	4	5	2	1	3	2
<b>EURO AREA</b>	14	12	6	3	8	6	13	8	14	4	4	2	1	3	2
BE 	13	9	8	4	11	6	14	7	15	4	4	3	0	1	1
BG 	7	18	15	6	2	2	11	7	10	5	5	3	0	6	3
CZ 	19	7	5	5	2	5	14	13	3	7	13	2	0	2	3
DK 	15	7	5	2	18	9	10	7	5	5	6	6	1	2	2
DE 	18	4	9	3	10	9	12	10	7	3	8	4	0	2	1
EE 	17	11	8	1	4	6	8	8	9	9	6	2	2	3	6
IE 	8	14	5	3	7	9	12	8	12	3	3	7	2	4	3
EL 	9	33	5	1	1	3	3	6	23	5	7	0	0	3	1
ES 	9	26	7	2	4	7	10	4	21	2	2	1	2	2	1
FR 	10	6	5	4	11	5	22	10	14	5	3	1	0	2	2
HR 	4	23	12	4	3	5	4	4	29	2	3	4	0	2	1
IT 	24	17	3	3	2	4	11	3	18	4	2	1	0	4	4
CY 	6	18	3	1	2	9	8	2	24	16	6	0	3	2	0
LV 	6	26	9	3	3	2	5	6	19	7	4	3	2	2	3
LT 	9	21	10	3	2	5	7	7	18	9	2	2	0	2	3
LU 	12	7	5	4	13	4	19	10	13	3	2	2	2	2	2
HU 	28	10	3	3	2	7	10	8	10	6	7	1	0	3	2
MT 	29	4	5	3	12	8	9	9	5	3	2	1	2	4	4
NL 	9	7	4	2	25	9	9	17	3	5	4	4	1	0	1
AT 	11	7	10	5	8	5	8	13	8	4	11	7	1	1	1
PL 	7	12	7	3	4	9	15	8	8	9	5	2	1	4	6
PT 	2	18	12	2	5	8	11	5	19	3	2	2	6	3	2
RO 	4	18	9	8	4	12	8	7	13	5	3	3	0	3	3
SI 	6	20	11	5	4	6	4	8	16	3	4	3	2	6	2
SK 	9	7	9	7	4	10	7	13	13	4	5	2	2	2	6
FI 	9	7	4	1	14	9	13	10	10	12	6	2	0	1	2
SE 	12	5	2	1	24	19	8	14	3	4	5	1	1	0	1

**QA11T** Which of the following themes should be discussed as a matter of priority during the electoral campaign for the next European Parliament elections? Firstly? And then? (MAX. 6 ANSWERS) (%)

		Immigration	Economy and growth	Social protection of EU citizens	Consumer protection and food safety	Combating climate change and protecting the environment	Promoting human rights and democracy	Fight against terrorism	The way the EU should be working in the future	Combating youth unemployment	Security and defence policy	Protection of external borders	Protection of personal data	Other (SPONTANEOUS)	None/ You are not interested in these elections (SPONTANEOUS)	Don't know
EU27		45	42	32	27	35	32	49	27	48	29	26	20	2	3	2
EURO AREA		47	42	32	26	37	32	50	27	52	28	25	21	2	3	2
BE		44	38	35	32	44	31	49	24	46	24	22	27	1	1	1
BG		35	57	47	37	17	17	49	25	44	31	31	27	1	6	3
CZ		53	32	28	37	20	26	55	38	21	39	51	18	1	3	3
DK		47	36	26	26	56	40	53	26	30	30	29	34	3	3	2
DE		50	24	37	29	44	34	48	32	42	29	33	26	1	3	1
EE		46	42	30	15	19	24	41	26	33	36	31	20	3	4	6
IE		38	46	31	21	30	39	48	31	40	25	22	37	3	4	3
EL		59	81	40	25	25	27	36	30	76	41	45	16	2	3	1
ES		37	60	28	18	30	35	44	18	63	15	13	11	4	3	1
FR		40	34	29	27	39	27	60	24	55	31	26	19	1	3	2
HR		19	61	48	34	23	28	31	18	68	17	17	22	0	2	1
IT		66	57	21	26	26	23	54	20	60	28	17	15	0	5	4
CY		38	67	31	27	21	38	49	13	77	51	35	11	4	2	0
LV		28	59	35	22	16	17	32	18	52	29	24	20	4	3	3
LT		35	60	45	25	19	30	34	30	55	32	15	24	1	2	3
LU		42	32	31	29	48	29	54	33	54	25	21	19	4	2	2
HU		62	42	24	20	21	34	47	27	40	39	43	17	1	4	2
MT		65	28	24	18	45	38	46	32	30	23	20	14	6	7	4
NL		42	38	33	27	66	50	52	51	27	43	26	36	2	0	1
AT		46	34	47	38	41	31	39	40	47	28	47	39	2	2	1
PL		31	37	30	23	23	26	45	23	31	34	28	16	3	5	6
PT		26	51	52	25	30	44	48	28	61	25	18	20	9	4	2
RO		22	52	37	37	26	38	37	23	48	29	18	20	2	3	3
SI		30	54	44	34	26	28	27	27	55	17	22	19	4	7	2
SK		39	31	37	34	25	32	33	36	40	24	26	23	4	3	6
FI		41	37	21	19	53	43	58	31	49	51	36	22	1	1	2
SE		47	35	26	18	66	63	50	46	29	35	20	15	2	1	1




























In the last European Parliament elections in 2014, the leading candidate in the European political family which had won the most votes was elected President of the European Commission. Europeans could therefore not only vote for who should represent them in the European Parliament, but also take part in the process of electing the President of the European Commission.

**QA12** In the next European Parliament elections voters would have this opportunity for the second time. Would this make you more likely to vote than at present?  
(%)

	Yes, definitely	Yes, probably	No, probably not	No, definitely not	Don't know	Total 'Yes'	Total 'No'
EU27	15	34	24	19	8	49	43
EURO AREA	16	33	23	21	7	49	44
BE 	8	36	40	15	1	44	55
BG 	15	35	17	17	16	50	34
CZ 	11	32	33	17	7	43	50
DK 	13	22	29	30	6	35	59
DE 	24	32	16	20	8	56	36
EE 	9	22	30	24	15	31	54
IE 	22	38	21	10	9	60	31
EL 	13	35	29	20	3	48	49
ES 	11	30	27	24	8	41	51
FR 	15	28	25	25	7	43	50
HR 	11	44	27	13	5	55	40
IT 	12	41	23	15	9	53	38
CY 	21	34	21	19	5	55	40
LV 	15	33	23	22	7	48	45
LT 	8	35	29	20	8	43	49
LU 	17	35	26	14	8	52	40
HU 	26	41	16	13	4	67	29
MT 	11	31	19	24	15	42	43
NL 	13	17	26	42	2	30	68
AT 	19	40	23	11	7	59	34
PL 	10	39	23	9	19	49	32
PT 	9	42	28	15	6	51	43
RO 	15	40	25	9	11	55	34
SI 	14	31	30	21	4	45	51
SK 	11	31	25	18	15	42	43
FI 	10	33	33	16	8	43	49
SE 	12	26	37	21	4	38	58




























**QA13.1** To what extent do you agree or disagree with each of the following statements regarding this process of electing the President of the European Commission depending on the results of the European Parliament elections?

**It represents significant progress for democracy within the EU (%)**

	Totally agree	Tend to agree	Tend to disagree	Totally disagree	Don't know	Total 'Agree'	Total 'Disagree'
<b>EU27</b>	16	45	18	6	15	61	24
<b>EURO AREA</b>	16	46	18	6	14	62	24
BE 	13	49	26	6	6	62	32
BG 	20	36	12	5	27	56	17
CZ 	9	36	32	8	15	45	40
DK 	18	42	15	8	17	60	23
DE 	21	46	18	5	10	67	23
EE 	5	36	17	6	36	41	23
IE 	16	50	13	3	18	66	16
EL 	19	49	23	6	3	68	29
ES 	14	46	14	5	21	60	19
FR 	10	46	17	8	19	56	25
HR 	17	44	22	6	11	61	28
IT 	17	47	18	4	14	64	22
CY 	27	36	14	10	13	63	24
LV 	9	38	19	7	27	47	26
LT 	11	51	14	3	21	62	17
LU 	20	44	13	6	17	64	19
HU 	19	44	18	7	12	63	25
MT 	6	55	12	3	24	61	15
NL 	15	46	22	8	9	61	30
AT 	20	42	23	6	9	62	29
PL 	16	41	19	3	21	57	22
PT 	13	64	9	2	12	77	11
RO 	19	45	18	4	14	64	22
SI 	14	31	28	11	16	45	39
SK 	8	44	22	7	19	52	29
FI 	11	47	21	4	17	58	25
SE 	31	44	9	5	11	75	14




























**QA13.2** To what extent do you agree or disagree with each of the following statements regarding this process of electing the President of the European Commission depending on the results of the European Parliament elections?

**It brings more transparency to the process of electing the President of the European Commission (%)**

	Totally agree	Tend to agree	Tend to disagree	Totally disagree	Don't know	Total 'Agree'	Total 'Disagree'
<b>EU27</b>	19	44	16	6	15	63	22
<b>EURO AREA</b>	19	44	16	6	15	63	22
BE 	14	53	21	6	6	67	27
BG 	21	34	11	7	27	55	18
CZ 	10	39	27	8	16	49	35
DK 	22	40	16	6	16	62	22
DE 	27	41	15	6	11	68	21
EE 	7	39	14	5	35	46	19
IE 	20	48	12	3	17	68	15
EL 	22	49	19	6	4	71	25
ES 	15	46	14	5	20	61	19
FR 	11	42	18	9	20	53	27
HR 	15	46	22	5	12	61	27
IT 	18	44	19	5	14	62	24
CY 	24	38	16	8	14	62	24
LV 	9	39	16	7	29	48	23
LT 	11	50	14	3	22	61	17
LU 	16	47	15	6	16	63	21
HU 	19	44	17	7	13	63	24
MT 	5	50	18	1	26	55	19
NL 	25	47	15	5	8	72	20
AT 	20	45	19	7	9	65	26
PL 	17	44	15	2	22	61	17
PT 	15	59	10	3	13	74	13
RO 	18	43	22	4	13	61	26
SI 	15	36	21	10	18	51	31
SK 	9	44	19	7	21	53	26
FI 	19	49	13	5	14	68	18
SE 	34	37	10	6	13	71	16




























**QA13.3** To what extent do you agree or disagree with each of the following statements regarding this process of electing the President of the European Commission depending on the results of the European Parliament elections?

**It gives more legitimacy to the European Commission (%)**

	Totally agree	Tend to agree	Tend to disagree	Totally disagree	Don't know	Total 'Agree'	Total 'Disagree'
<b>EU27</b>	16	44	17	6	17	60	23
<b>EURO AREA</b>	16	45	17	6	16	61	23
BE 	12	50	24	7	7	62	31
BG 	19	37	9	6	29	56	15
CZ 	11	39	28	7	15	50	35
DK 	15	45	14	7	19	60	21
DE 	23	43	16	5	13	66	21
EE 	5	34	16	6	39	39	22
IE 	16	50	12	3	19	66	15
EL 	19	49	21	6	5	68	27
ES 	14	45	14	5	22	59	19
FR 	11	44	17	8	20	55	25
HR 	14	45	23	5	13	59	28
IT 	17	45	18	5	15	62	23
CY 	24	37	12	11	16	61	23
LV 	6	29	16	7	42	35	23
LT 	7	43	12	3	35	50	15
LU 	15	48	16	5	16	63	21
HU 	19	45	16	5	15	64	21
MT 	4	55	11	3	27	59	14
NL 	14	44	21	9	12	58	30
AT 	17	43	22	8	10	60	30
PL 	14	42	15	2	27	56	17
PT 	13	62	9	2	14	75	11
RO 	16	44	22	3	15	60	25
SI 	15	37	23	11	14	52	34
SK 	10	42	20	6	22	52	26
FI 	9	43	19	4	25	52	23
SE 	21	43	13	7	16	64	20




























**QA13.4** To what extent do you agree or disagree with each of the following statements regarding this process of electing the President of the European Commission depending on the results of the European Parliament elections?

**It has no real impact, it does not change much (%)**

	Totally agree	Tend to agree	Tend to disagree	Totally disagree	Don't know	Total 'Agree'	Total 'Disagree'
<b>EU27</b>	13	32	29	10	16	45	39
<b>EURO AREA</b>	13	32	30	10	15	45	40
BE 	16	42	31	7	4	58	38
BG 	12	23	20	13	32	35	33
CZ 	16	39	25	8	12	55	33
DK 	10	30	27	15	18	40	42
DE 	15	35	31	8	11	50	39
EE 	9	25	25	10	31	34	35
IE 	11	33	30	9	17	44	39
EL 	18	27	40	12	3	45	52
ES 	6	32	27	13	22	38	40
FR 	16	31	25	9	19	47	34
HR 	13	35	28	10	14	48	38
IT 	13	28	34	11	14	41	45
CY 	15	37	25	10	13	52	35
LV 	19	27	23	7	24	46	30
LT 	8	37	27	6	22	45	33
LU 	10	33	27	12	18	43	39
HU 	15	32	27	14	12	47	41
MT 	3	35	27	6	29	38	33
NL 	13	32	35	10	10	45	45
AT 	17	37	25	10	11	54	35
PL 	10	36	25	7	22	46	32
PT 	7	30	38	9	16	37	47
RO 	13	35	30	8	14	48	38
SI 	17	31	28	9	15	48	37
SK 	12	32	30	6	20	44	36
FI 	11	36	32	7	14	47	39
SE 	12	28	28	16	16	40	44

**QA13.5** To what extent do you agree or disagree with each of the following statements regarding this process of electing the President of the European Commission depending on the results of the European Parliament elections?




























**It prevents Member States' governments from choosing the best candidate for the job (%)**

		Totally agree	Tend to agree	Tend to disagree	Totally disagree	Don't know	Total 'Agree'	Total 'Disagree'
EU27		12	34	25	8	21	46	33
EURO AREA		11	34	26	9	20	45	35
BE		15	44	26	7	8	59	33
BG		9	16	22	19	34	25	41
CZ		8	30	30	10	22	38	40
DK		17	34	21	8	20	51	29
DE		15	29	30	9	17	44	39
EE		4	26	22	7	41	30	29
IE		16	38	18	6	22	54	24
EL		14	31	35	12	8	45	47
ES		7	35	23	8	27	42	31
FR		12	34	20	8	26	46	28
HR		9	31	33	12	15	40	45
IT		8	37	28	8	19	45	36
CY		16	30	23	16	15	46	39
LV		12	32	19	7	30	44	26
LT		7	40	23	5	25	47	28
LU		13	34	23	8	22	47	31
HU		21	39	21	5	14	60	26
MT		6	47	15	4	28	53	19
NL		20	38	20	9	13	58	29
AT		12	29	31	13	15	41	44
PL		10	38	21	5	26	48	26
PT		7	47	20	5	21	54	25
RO		13	34	30	7	16	47	37
SI		15	28	28	10	19	43	38
SK		7	26	32	9	26	33	41
FI		10	28	32	9	21	38	41
SE		12	35	21	13	19	47	34






























**QA13.6** To what extent do you agree or disagree with each of the following statements regarding this process of electing the President of the European Commission depending on the results of the European Parliament elections?

**It only makes sense if it is accompanied by a real debate about European issues and the future of the EU (%)**

	Totally agree	Tend to agree	Tend to disagree	Totally disagree	Don't know	Total 'Agree'	Total 'Disagree'
EU27	26	44	12	3	15	70	15
EURO AREA	28	44	11	3	14	72	14
BE 	29	50	13	3	5	79	16
BG 	30	35	7	3	25	65	10
CZ 	26	40	16	4	14	66	20
DK 	20	45	11	5	19	65	16
DE 	37	43	8	2	10	80	10
EE 	18	41	7	2	32	59	9
IE 	25	50	7	2	16	75	9
EL 	37	50	9	2	2	87	11
ES 	14	48	14	3	21	62	17
FR 	30	39	9	4	18	69	13
HR 	22	49	16	3	10	71	19
IT 	22	46	14	3	15	68	17
CY 	31	42	9	6	12	73	15
LV 	19	39	10	5	27	58	15
LT 	11	50	13	2	24	61	15
LU 	22	46	11	3	18	68	14
HU 	30	45	11	3	11	75	14
MT 	13	52	10	1	24	65	11
NL 	33	39	15	4	9	72	19
AT 	27	44	15	5	9	71	20
PL 	13	46	15	2	24	59	17
PT 	15	58	10	3	14	73	13
RO 	16	39	25	5	15	55	30
SI 	27	37	13	4	19	64	17
SK 	20	44	14	4	18	64	18
FI 	32	44	8	2	14	76	10
SE 	34	41	7	4	14	75	11

**QA14a** Please tell me how important or not it is for you personally to vote in the European Parliament elections? Please use a scale from 1 to 10, when 1 means that voting has no importance at all for you, and 10 means that you consider voting essential, or that is a key duty for you as a citizen. The remaining numbers indicates something in between these two positions.

(%)




























		1 Voting has no importance at all for you		2		3		4		5		6		7	
		EB89.2	Δ*	EB89.2	Δ*	EB89.2	Δ*	EB89.2	Δ*	EB89.2	Δ*	EB89.2	Δ*	EB89.2	Δ*
EU27**		10	-2	3	=	4	-1	4	-1	11	-1	7	-1	11	=
EURO AREA		10	=	3	=	4	-1	3	-2	11	-1	7	-1	11	-1
BE		10	-2	3	=	7	+2	5	-2	10	-3	8	-6	17	+2
BG		15	+2	2	-1	5	-1	3	-1	12	-1	8	-2	11	=
CZ		18	-7	5	-1	10	-1	8	+1	18	-1	7	-1	9	+1
DK		3	-3	1	-1	1	-2	2	-3	6	=	3	-2	6	-3
DE		7	+1	1	-1	3	-2	3	-1	8	=	5	-1	9	=
EE		13	-4	5	+1	8	+2	3	-5	14	=	9	+3	9	=
IE		6	+1	2	=	2	-1	2	-1	11	-2	4	-3	8	-1
EL		12	-6	4	-1	6	-1	5	-1	14	+3	7	+1	11	=
ES		13	-1	3	+1	5	=	2	-2	11	-5	7	-6	13	=
FR		15	+4	3	=	3	-1	3	-1	14	-2	6	-1	11	+1
HR		16	-1	5	-3	6	-3	6	-7	14	-5	9	+2	9	+2
IT		8	-3	3	-1	5	-1	5	-2	11	+1	9	=	14	-1
CY		15	-6	2	-5	4	-2	2	-3	15	-1	5	-1	8	=
LV		17	+1	2	-1	3	-4	4	-2	20	=	8	-1	10	=
LT		13	-1	3	=	4	-1	3	-1	13	-1	4	-4	7	-2
LU		8	-2	2	-1	5	=	4	-2	13	+1	7	-1	10	-2
HU		10	-2	2	-2	4	-1	3	-2	12	-3	7	-1	10	=
MT		7	-1	2	-1	2	=	1	-3	7	-11	6	-1	8	-3
NL		3	-1	1	=	2	-1	3	+1	4	-1	6	-2	15	=
AT		5	-2	3	-2	6	-1	7	+1	11	+1	8	-1	10	-2
PL		12	-2	3	-1	4	-3	4	-2	15	+4	9	+1	11	-1
PT		8	-4	6	+2	8	=	6	-3	13	-5	7	-4	10	=
RO		6	-3	2	-1	3	-2	3	-3	11	-2	7	-4	12	-2
SI		15	-4	3	-2	4	-3	3	-3	11	-7	6	-4	7	-3
SK		18	-3	4	-1	5	-3	6	=	18	-2	10	+1	9	+2
FI		7	+2	3	=	5	=	4	-1	10	+1	8	+1	11	-3
SE		5	+3	2	+1	3	+1	3	=	9	+1	6	=	9	-2

\*Evolution Sept.-Oct. 2017 - Apr. 2018  
 \*\*In April 2018, this question was not asked in the UK

QA14a

Please tell me how important or not it is for you personally to vote in the European Parliament elections? Please use a scale from 1 to 10, when 1 means that voting has no importance at all for you, and 10 means that you consider voting essential, or that is a key duty for you as a citizen. The remaining numbers indicates something in between these two positions.




























(%)

	8		9		10 Voting is essential/ is a key duty for you as a citizen		Don't know	Total 'Low importance'		Total 'Medium importance'		Total 'High importance'	
	EB89.2	Δ*	EB89.2	Δ*	EB89.2	Δ*		EB89.2	Δ*	EB89.2	Δ*	EB89.2	Δ*
EU27**	13	+2	7	+1	29	+4	1	17	-3	33	-3	49	+7
EURO AREA	13	+1	7	+1	30	+5	1	17	-1	32	-5	50	+7
BE 	14	+3	6	=	20	+6	0	20	=	40	-9	40	+9
BG 	12	-2	7	+1	22	+6	3	22	=	34	-4	41	+5
CZ 	8	+2	5	+3	11	+5	1	33	-9	42	=	24	+10
DK 	9	=	7	+1	61	+13	1	5	-6	17	-8	77	+14
DE 	13	-2	9	=	41	+7	1	11	-2	25	-2	63	+5
EE 	8	-1	4	-1	26	+8	1	26	-1	35	-2	38	+6
IE 	12	-1	12	+1	40	+6	1	10	=	25	-7	64	+6
EL 	12	+2	8	+2	21	+1	0	22	-8	37	+3	41	+5
ES 	13	+3	7	+1	26	+10	0	21	=	33	-13	46	+14
FR 	11	+2	4	-1	30	=	0	21	+3	34	-3	45	+1
HR 	11	+6	8	+6	16	+3	0	27	-7	38	-8	35	+15
IT 	14	+2	7	+3	22	+3	2	16	-5	39	-2	43	+8
CY 	10	+2	5	-1	34	+19	0	21	-13	30	-5	49	+20
LV 	9	=	4	+1	21	+5	2	22	-4	42	-3	34	+6
LT 	10	=	6	=	36	+10	1	20	-2	27	-8	52	+10
LU 	10	-1	8	=	31	+8	2	15	-3	34	-4	49	+7
HU 	13	+1	10	+5	28	+6	1	16	-5	32	-6	51	+12
MT 	10	-4	6	=	50	+26	1	11	-2	22	-18	66	+22
NL 	15	-2	6	-3	45	+10	0	6	-2	28	-2	66	+5
AT 	15	+2	9	+5	26	=	0	14	-5	36	-1	50	+7
PL 	14	+2	4	-1	21	+3	3	19	-6	39	+2	39	+4
PT 	13	+4	8	+5	20	+7	1	22	-2	36	-12	41	+16
RO 	11	-2	7	+1	37	+19	1	11	-6	33	-11	55	+18
SI 	9	=	6	+2	35	+23	1	22	-9	27	-17	50	+25
SK 	10	+3	6	+2	12	+2	2	27	-7	43	+1	28	+7
FI 	13	-4	9	=	29	+4	1	15	+2	33	-2	51	=
SE 	13	+1	9	+2	41	-7	0	10	+5	27	-1	63	-4

\*Evolution Sept.-Oct. 2017 - Apr. 2018




























\*\*In April 2018, this question was not asked in the UK

**QA14b** And how important or not is it for you to vote in THE NATIONAL ELECTIONS IN (OUR COUNTRY)? (%)

		1 Voting has no importance at all for you		2		3		4		5		6		7	
		EB89.2	Δ*	EB89.2	Δ*	EB89.2	Δ*	EB89.2	Δ*	EB89.2	Δ*	EB89.2	Δ*	EB89.2	Δ*
EU27**		6	=	1	=	2	=	2	-1	6	-2	5	=	9	=
EURO AREA		5	-1	1	=	2	=	2	-1	6	-2	4	-1	9	-1
BE		9	-2	2	-1	4	=	4	-1	8	-5	6	-5	14	+1
BG		10	+1	1	=	2	-1	2	-1	8	+1	7	=	8	-5
CZ		6	-3	2	=	3	-1	4	-1	11	-3	5	-3	12	+1
DK		3	+1	0	-1	0	-1	1	=	2	-1	0	-1	2	-1
DE		4	=	1	=	1	=	1	-1	4	=	3	-1	5	=
EE		6	-1	2	=	2	-1	2	=	6	-3	3	-2	9	=
IE		4	+1	1	+1	0	-2	1	=	6	-1	3	-3	6	-1
EL		6	-3	1	=	3	-1	2	-1	7	-3	4	-2	12	=
ES		6	-2	1	=	2	=	1	-1	7	-3	6	-2	12	-3
FR		8	+2	1	-1	1	=	1	-1	5	-2	2	=	7	=
HR		9	=	3	-1	3	-3	5	-4	10	-8	8	-3	10	=
IT		5	-3	1	-1	2	-1	4	=	7	-3	9	=	13	-1
CY		8	-7	2	-2	2	-2	2	-1	9	-5	2	-2	7	-2
LV		11	+1	1	-1	2	-1	1	-1	10	=	5	-1	8	-1
LT		8	-1	2	=	2	-2	1	-1	8	-3	4	+1	6	-2
LU		5	-6	2	=	2	-1	1	-2	6	-3	3	-4	7	-2
HU		5	-2	1	-1	2	-1	2	-1	6	-7	5	-3	7	-1
MT		2	-3	0	-1	1	-1	1	=	5	-3	1	-4	3	-1
NL		1	=	0	=	1	=	1	=	1	-1	3	=	6	+1
AT		4	+1	1	=	2	=	3	=	5	-2	7	=	11	=
PL		8	+1	2	+1	2	-1	2	-1	9	=	8	+3	12	=
PT		6	-1	2	+1	2	=	2	=	8	-4	7	=	11	-4
RO		3	-2	2	+1	2	-1	2	-3	9	-2	9	-3	9	-4
SI		8	-4	2	-1	2	-3	3	-1	8	-6	4	-3	7	-1
SK		12	+2	1	-1	3	-1	4	+1	15	-1	9	=	10	-2
FI		4	+2	1	=	1	-2	1	-1	4	=	3	-1	5	-2
SE		2	+1	0	=	0	=	1	=	2	+1	1	=	2	=

\*Evolution Sept.-Oct. 2017 - Apr. 2018  
 \*\*In April 2018, this question was not asked in the UK

**QA14b** And how important or not is it for you to vote in THE NATIONAL ELECTIONS IN (OUR COUNTRY)?  
(%)


	8		9		10 Voting is essential/ is a key duty for you as a citizen		Don't know	Total 'Low importance'		Total 'Medium importance'		Total 'High importance'	
	EB89.2	Δ*	EB89.2	Δ*	EB89.2	Δ*		EB89.2	Δ*	EB89.2	Δ*	EB89.2	Δ*
EU27**	12	-1	10	+2	46	+3	1	9	=	22	-3	68	+4
EURO AREA	13	-1	10	+1	47	+7	1	8	-1	21	-5	70	+7
BE 	14	+1	9	+1	29	+10	1	15	-3	32	-10	52	+12
BG 	13	-2	11	=	36	+6	2	13	=	25	-5	60	+4
CZ 	14	+2	11	+3	32	+6	0	11	-4	32	-6	57	+11
DK 	4	-2	7	=	80	+5	1	3	-1	5	-3	91	+3
DE 	11	-1	10	+1	59	+3	1	6	=	13	-2	80	+3
EE 	12	+2	9	-1	48	+6	1	10	-2	20	-5	69	+7
IE 	12	=	14	=	52	+5	1	5	=	16	-5	78	+5
EL 	17	+3	13	+3	35	+4	0	10	-4	25	-6	65	+10
ES 	15	-1	9	+1	41	+12	0	9	-2	26	-9	65	+12
FR 	11	=	8	-2	55	+4	1	10	+1	15	-3	74	+2
HR 	15	+5	13	+9	24	+5	0	15	-4	33	-15	52	+19
IT 	16	-2	11	+4	31	+9	1	8	-5	33	-4	58	+11
CY 	9	-3	7	+1	51	+25	1	12	-11	20	-10	67	+23
LV 	11	=	9	+1	41	+2	1	14	-1	24	-3	61	+3
LT 	11	+1	7	-1	50	+8	1	12	-3	19	-5	68	+8
LU 	11	-1	10	+1	50	+19	3	9	-7	17	-11	71	+19
HU 	12	-1	12	+6	47	+11	1	8	-4	20	-12	71	+16
MT 	10	-4	7	-7	68	+26	2	3	-5	10	-8	85	+15
NL 	12	-1	12	-4	63	+6	0	2	=	11	=	87	+1
AT 	14	+1	15	+4	38	-3	0	7	+1	26	-2	67	+2
PL 	12	-2	8	-1	35	=	2	12	+1	31	+2	55	-3
PT 	19	=	12	+3	31	+6	0	10	=	28	-8	62	+9
RO 	11	-3	9	+2	44	+16	0	7	-2	29	-12	64	+15
SI 	10	-2	8	=	48	+21	0	12	-8	22	-11	66	+19
SK 	12	=	8	-1	25	+4	1	16	=	38	-2	45	+3
FI 	13	+1	14	-1	53	+4	1	6	=	13	-4	80	+4
SE 	3	=	6	-2	83	=	0	2	+1	6	+1	92	-2

\*Evolution Sept.-Oct. 2017 - Apr. 2018

\*\*In April 2018, this question was not asked in the UK




























**QA14c** How important or not is it for you personally to vote in the national elections in the UK? Please use a scale from 1 to 10, when 1 means that voting has no importance at all for you, and 10 means that you consider voting essential, or that is a key duty for you as a citizen. The remaining numbers indicates something in between these two positions.

(%)




























	1 Voting has no importance at all for you	2	3	4	5	6	7	8	9	10 Voting is essential/ is a key duty for you as a citizen	Don't know	Total 'Low importance'	Total 'Medium importance'	Total 'High importance'
UK 	6	1	2	1	8	3	6	7	5	59	2	9	18	71

**QA15a** And now, please tell me how easy or difficult it is for you personally to go to vote in the European Parliament elections? Please use a scale from 1 to 10, when 1 means going to vote is very easy for you, and 10 means that going to vote is something you consider very difficult. The remaining numbers indicate something in between these two positions.

(%)


		1 Going to vote is very easy for you	2	3	4	5	6	7	8	9	10 Going to vote is very difficult for you	Don't know	Total 'Easy'	Total 'Moderate'	Total 'Difficult'
EU27		44	9	9	5	9	4	5	4	2	6	3	62	23	12
EURO AREA		43	9	9	5	9	4	5	4	2	7	3	61	23	13
BE		28	9	12	4	17	6	10	5	2	6	1	49	37	13
BG		53	9	9	4	7	3	3	3	1	4	4	71	17	8
CZ		35	9	12	8	14	4	3	4	2	7	2	56	29	13
DK		79	8	3	0	1	0	0	1	1	4	3	90	1	6
DE		54	9	8	3	7	3	3	3	2	5	3	71	16	10
EE		59	8	5	3	8	2	3	2	2	4	4	72	16	8
IE		52	12	5	2	7	4	3	4	3	7	1	69	16	14
EL		40	12	12	6	9	4	5	4	2	5	1	64	24	11
ES		43	9	12	6	8	4	4	2	1	6	5	64	22	9
FR		43	5	6	3	10	3	7	5	2	11	5	54	23	18
HR		30	15	8	5	12	6	8	7	3	6	0	53	31	16
IT		28	12	10	7	10	8	8	7	2	6	2	50	33	15
CY		59	6	5	4	9	2	3	5	1	5	1	70	18	11
LV		41	7	7	4	12	6	5	3	1	4	10	55	27	8
LT		51	6	7	3	11	3	4	5	1	6	3	64	21	12
LU		43	9	7	4	9	2	4	3	4	9	6	59	19	16
HU		47	12	9	4	10	4	3	5	1	4	1	68	21	10
MT		75	7	4	2	3	3	0	1	0	4	1	86	8	5
NL		53	9	8	3	6	5	6	4	1	4	1	70	20	9
AT		42	14	12	6	8	4	5	3	1	3	2	68	23	7
PL		45	10	9	4	9	4	6	4	1	4	4	64	23	9
PT		27	15	21	7	9	2	5	4	2	6	2	63	23	12
RO		45	7	8	6	10	5	6	5	3	3	2	60	27	11
SI		50	8	6	2	11	3	3	4	2	9	2	64	19	15
SK		37	7	9	5	18	5	3	3	1	7	5	53	31	11
FI		47	12	7	4	7	4	5	3	3	5	3	66	20	11
SE		58	10	6	2	7	3	2	2	1	6	3	74	14	9

**QA15b** And how easy or difficult is it for you to go to vote in the national elections in (OUR COUNTRY)?  
(%)






























		1 Going to vote is very easy for you	2	3	4	5	6	7	8	9	10 Going to vote is very difficult for you	Don't know	Total 'Easy'	Total 'Moderate'	Total 'Difficult'
<b>EU27</b>		52	11	9	4	6	3	4	4	1	4	2	72	17	9
<b>EURO AREA</b>		51	11	9	4	6	3	4	3	2	5	2	71	17	10
BE		30	10	13	5	13	5	8	6	3	6	1	53	31	15
BG		56	9	7	5	6	3	3	4	1	3	3	72	17	8
CZ		49	11	12	6	9	3	3	2	1	3	1	72	21	6
DK		80	8	2	1	1	0	0	1	1	4	2	90	2	6
DE		62	10	8	4	4	2	1	2	1	4	2	80	11	7
EE		69	9	6	2	4	2	1	1	1	3	2	84	9	5
IE		55	12	5	2	6	3	3	4	2	6	2	72	14	12
EL		45	15	12	4	8	3	3	4	1	4	1	72	18	9
ES		52	10	12	6	6	3	4	2	1	3	1	74	19	6
FR		56	8	6	2	6	2	4	4	2	7	3	70	14	13
HR		35	13	10	8	10	6	6	5	1	6	0	58	30	12
IT		34	15	11	7	7	6	6	6	2	4	2	60	26	12
CY		64	7	4	4	7	1	3	4	1	5	0	75	15	10
LV		53	8	7	3	8	3	3	4	2	4	5	68	17	10
LT		54	7	7	2	9	4	3	5	1	6	2	68	18	12
LU		50	8	6	2	6	2	3	2	4	9	8	64	13	15
HU		52	12	9	4	6	3	3	4	2	4	1	73	16	10
MT		76	8	3	1	3	1	1	2	1	3	1	87	6	6
NL		64	13	5	2	2	2	4	3	1	3	1	82	10	7
AT		49	16	10	5	6	3	3	3	1	3	1	75	17	7
PL		50	9	9	4	7	5	5	5	1	3	2	68	21	9
PT		33	15	21	6	8	2	4	3	2	5	1	69	20	10
RO		50	8	7	5	8	7	6	5	2	2	0	65	26	9
SI		54	10	6	3	8	2	3	5	1	7	1	70	16	13
SK		42	8	8	6	16	6	2	2	1	5	4	58	30	8
FI		60	12	5	3	4	2	3	2	2	5	2	77	12	9
SE		73	11	4	1	2	1	0	2	1	4	1	88	4	7



**QA15c** How easy or difficult is it for you to go to vote in the national elections in the UK? Please use a scale from 1 to 10, when 1 means going to vote is very easy for you, and 10 means that going to vote is something you consider very difficult. The remaining numbers indicate something in between these two positions. (%)






























	1 Going to vote is very easy for you	2	3	4	5	6	7	8	9	10 Going to vote is very difficult for you	Don't know	Total 'Easy'	Total 'Moderate'	Total 'Difficult'
UK 	64	6	3	1	4	2	2	3	1	8	6	73	9	12

**QA16a** Regardless of how important you personally think it is to vote, what, in your opinion, are the main reasons why people vote in the European Parliament elections? Firstly? (%)

		It is their duty as citizens		They can change things by voting in the European Parliament elections		They want to participate in the choice of the next President of the European Commission		They want to express their discontent		They want to support the (NATIONALITY) government		They want to express dissatisfaction with the (NATIONALITY) government	
		EB89.2	Δ*	EB89.2	Δ*	EB89.2	Δ*	EB89.2	Δ*	EB89.2	Δ*	EB89.2	Δ*
EU28		21	=	12	-1	4	=	9	=	6	+1	5	=
EURO AREA		23	+1	12	=	5	+1	9	-1	5	+1	5	=
NON-EURO AREA		19	=	13	-1	4	=	8	=	7	=	5	=
BE		31	+2	12	+1	3	=	9	-2	5	=	5	+1
BG		17	+1	8	-3	5	=	6	+2	5	+2	3	-1
CZ		9	-2	10	=	5	+1	11	-3	10	+4	6	=
DK		34	+2	18	-4	1	=	4	-1	4	=	1	-1
DE		17	-1	17	+4	2	-1	7	+1	7	+1	5	+3
EE		34	+4	13	-1	2	+1	4	+1	6	+1	2	+1
IE		27	=	12	-1	5	-1	6	-1	8	+3	4	-1
EL		19	-3	12	-3	5	+1	7	-3	4	=	4	+1
ES		29	=	13	-2	3	=	9	-2	5	+2	3	-2
FR		26	+2	7	-2	3	-1	10	-3	3	-1	7	=
HR		22	-3	8	-1	6	+2	13	+1	3	-1	8	=
IT		24	+5	9	-1	7	+2	12	=	5	+1	7	-3
CY		31	+3	10	-3	3	+1	3	-5	11	+4	3	-1
LV		28	+1	18	-1	2	=	4	-1	5	-2	7	=
LT		37	=	6	-2	3	-1	4	-2	6	+1	2	-1
LU		27	+3	12	-1	4	-2	7	=	5	+1	1	-3
HU		16	=	10	-1	6	=	5	-2	11	+5	4	-2
MT		22	-6	9	+2	3	=	3	+1	30	+13	5	+2
NL		16	+1	18	-5	3	=	10	-1	5	+2	3	-1
AT		17	+1	10	=	7	+1	9	-1	9	+5	4	-2
PL		18	+1	9	-1	4	-1	7	-1	9	+2	6	=
PT		24	-9	8	-2	21	+7	6	+2	4	+1	3	+1
RO		28	+3	13	+2	5	-1	8	-2	6	-1	6	=
SI		22	=	11	+1	9	+3	5	-4	5	+1	4	-1
SK		14	=	10	+2	5	+1	7	-3	5	=	4	=
FI		18	-1	20	-7	1	=	6	-1	6	+1	2	-1
SE		18	-4	27	-4	2	+1	9	+3	3	=	1	=
UK		17	-2	14	-2	2	-1	9	+1	7	=	6	+1






























\*Evolution Sept.-Oct. 2017 - Apr. 2018

**QA16a** Regardless of how important you personally think it is to vote, what, in your opinion, are the main reasons why people vote in the European Parliament elections? Firstly? (%)

		They want to express dissatisfaction with the European Union		They systematically vote in elections		They feel European / they feel they are citizens of the European Union		They want to support the EU		Other (SPONTANEOUS)		None (SPONTANEOUS)		Don't know
		EB89.2	Δ*	EB89.2	Δ*	EB89.2	Δ*	EB89.2	Δ*	EB89.2	Δ*	EB89.2	Δ*	
EU28		6	=	11	+7	10	=	9	+7	1	=	1	-2	5
EURO AREA		7	=	10	+7	10	-1	9	+7	1	=	1	-2	3
NON-EURO AREA		5	=	11	+7	9	=	8	-1	1	=	2	=	8
BE		6	-1	12	=	9	+1	7	=	1	-1	0	=	0
BG		2	=	23	+3	11	-2	12	-1	1	=	1	=	6
CZ		9	=	10	+2	10	-4	12	+2	2	+1	2	+1	4
DK		5	=	10	+2	8	+1	10	+2	1	-1	1	+1	3
DE		6	+1	9	=	10	-5	14	+1	0	=	3	-4	3
EE		3	+1	11	-3	11	=	6	-2	2	+1	0	-2	6
IE		3	-2	13	+3	8	=	10	+1	1	=	1	=	2
EL		5	-1	17	+4	15	+4	8	+1	2	+1	0	-1	2
ES		4	=	12	+4	10	+1	7	+2	1	=	1	-1	3
FR		10	+3	6	-1	12	+1	10	+4	1	=	1	=	4
HR		5	-2	18	+7	6	=	9	=	0	-1	0	-1	2
IT		7	-2	11	+2	7	-1	5	-1	1	=	1	-1	4
CY		4	-1	17	+2	8	-1	4	=	3	+1	2	=	1
LV		4	+1	9	+1	10	+3	7	-1	1	-1	1	-1	4
LT		2	=	13	=	13	+4	10	+3	1	=	1	-1	2
LU		3	-2	8	-2	17	+4	11	+3	2	=	1	-1	2
HU		4	-1	16	+2	14	=	9	=	0	=	1	-1	4
MT		2	-1	7	-1	7	=	5	-2	1	=	0	-2	6
NL		11	+1	9	-2	14	+4	9	+2	1	=	0	-1	1
AT		9	-3	11	+1	11	-1	11	+5	1	-1	1	-3	0
PL		2	-1	15	=	12	=	8	=	2	+1	1	=	7
PT		3	+1	10	=	8	-1	7	+2	1	=	2	+1	3
RO		4	-1	13	+3	6	-1	7	+1	1	=	1	-1	2
SI		3	-1	10	+2	13	-2	11	=	2	=	2	=	3
SK		6	-1	18	+2	10	=	11	=	2	=	1	-1	7
FI		7	+1	7	-1	14	+2	12	+6	1	=	1	=	5
SE		4	+1	16	+1	8	=	9	+3	1	=	0	=	2
UK		8	+1	6	+1	6	-1	7	-2	0	-1	3	-1	15






























\*Evolution Sept.-Oct. 2017 - Apr. 2018

**QA16T** Regardless of how important you personally think it is to vote, what, in your opinion, are the main reasons why people vote in the European Parliament elections? Firstly? And then? (MAX. 4 ANSWERS) (%)

		It is their duty as citizens		They can change things by voting in the European Parliament elections		They want to participate in the choice of the next President of the European Commission		They want to express their discontent		They want to support the (NATIONALITY) government		They want to express dissatisfaction with the (NATIONALITY) government	
		EB89.2	Δ*	EB89.2	Δ*	EB89.2	Δ*	EB89.2	Δ*	EB89.2	Δ*	EB89.2	Δ*
EU28		47	+3	33	-1	17	+3	26	-1	22	+5	17	+1
EURO AREA		49	+3	34	=	19	+4	27	-1	21	+5	17	=
NON-EURO AREA		42	+1	31	-2	14	+1	22	-3	22	+3	15	-1
BE		57	+3	30	-1	19	+8	27	-5	21	+5	16	-1
BG		47	+9	28	-3	18	-1	15	+2	17	+7	10	-1
CZ		26	+1	29	-1	23	+8	32	-2	28	+7	18	+1
DK		63	+3	46	+2	11	+4	18	-2	23	+2	5	-3
DE		41	+2	41	+4	15	+2	22	+4	27	+7	15	+4
EE		60	+5	26	-4	10	+6	14	=	22	+3	6	+1
IE		55	+2	32	-2	21	+3	20	-2	31	+7	15	-4
EL		48	-2	39	-4	24	+4	24	-5	23	+6	20	+3
ES		56	+2	33	-1	14	+3	26	-3	14	+4	11	-1
FR		53	+3	26	-5	16	+3	31	=	16	+3	19	-2
HR		52	+4	23	=	19	+5	33	-1	13	+2	24	+1
IT		49	+8	29	-3	26	+5	35	=	19	+4	25	-2
CY		66	+9	35	-1	18	+6	13	-6	38	+16	10	-1
LV		54	+2	38	-1	7	=	19	=	20	=	19	+1
LT		68	+4	26	+5	14	+2	16	=	23	+5	10	=
LU		57	+5	32	-6	20	=	23	+4	22	+3	10	-2
HU		40	=	30	-1	22	+2	19	-3	29	+10	15	-1
MT		49	-3	29	+2	9	-1	14	+1	52	+12	21	+10
NL		48	+7	45	-5	14	+3	34	-5	24	+5	18	+1
AT		44	+3	34	+2	31	+7	26	-4	32	+11	20	-1
PL		42	+4	27	+3	15	-1	19	-2	25	+5	17	+2
PT		52	-6	32	+3	37	+9	22	+4	33	+21	12	+5
RO		57	+5	35	+3	22	+3	24	-6	25	+1	21	+3
SI		49	+6	31	+1	28	+6	17	-4	16	+3	14	+1
SK		38	+7	28	+1	19	+4	23	-2	19	+3	13	-1
FI		44	-8	47	-4	13	+7	26	+1	26	+4	11	=
SE		45	-5	58	-5	9	+4	31	+1	15	+1	8	=
UK		37	-2	30	-5	8	-2	22	-3	19	-2	14	-3






























\*Evolution Sept.-Oct. 2017 - Apr. 2018

**QA16T** Regardless of how important you personally think it is to vote, what, in your opinion, are the main reasons why people vote in the European Parliament elections? Firstly? And then? (MAX. 4 ANSWERS) (%)

		They want to express dissatisfaction with the European Union		They systematically vote in elections		They feel European / they feel they are citizens of the European Union		They want to support the EU		Other (SPONTANEOUS)		None (SPONTANEOUS)		Don't know
		EB89.2	Δ*	EB89.2	Δ*	EB89.2	Δ*	EB89.2	Δ*	EB89.2	Δ*	EB89.2	Δ*	
EU28		21	+2	31	+3	30	+2	29	+3	2	=	4	-2	5
EURO AREA		22	+2	30	+3	32	+2	31	+5	2	=	3	-3	3
NON-EURO AREA		18	+1	32	+3	24	-1	26	+1	2	=	5	-2	8
BE		23	-1	34	+3	32	+7	26	+3	2	-2	2	=	0
BG		8	+1	46	+6	30	-4	36	+3	2	=	1	-1	6
CZ		28	+3	32	+8	34	=	30	+4	2	-1	3	-1	4
DK		22	=	40	+7	30	+2	39	+8	5	=	2	-1	3
DE		21	+5	28	+1	33	-3	42	+3	1	=	5	-6	3
EE		10	+4	42	+4	33	+2	25	=	4	+2	3	-4	6
IE		15	-3	38	+7	29	+1	40	+9	2	=	2	-1	2
EL		20	=	50	+10	43	+9	32	+10	7	+4	1	-2	2
ES		12	-1	27	+4	30	+4	24	+6	4	+1	4	-3	3
FR		25	+4	24	+3	33	+4	32	+8	2	=	3	-2	4
HR		17	-4	45	+11	22	+3	25	+3	1	-3	1	-1	2
IT		28	+1	32	+5	27	+3	20	=	2	+1	2	=	4
CY		11	-4	46	-1	36	+11	18	+3	5	+2	5	=	1
LV		11	+2	27	+1	31	+7	23	+1	3	=	6	-4	4
LT		8	+3	50	+3	37	+10	39	+12	2	=	1	-3	2
LU		17	+2	27	+4	40	+9	35	+2	4	=	3	-2	2
HU		17	-1	42	+1	36	+4	31	+4	1	=	2	-3	4
MT		11	+2	32	+7	27	+5	20	-3	4	=	2	-4	6
NL		37	+4	39	+2	43	+8	37	+5	2	=	1	-1	0
AT		27	-2	39	+7	34	+1	36	+11	5	-1	3	-2	0
PL		9	-1	38	+1	29	+2	23	=	3	+1	2	-2	7
PT		12	+2	27	+1	29	+4	25	+8	3	+1	3	-3	3
RO		15	=	37	+8	23	-4	27	+1	2	+1	2	-3	2
SI		13	+1	29	+1	39	+4	34	+7	4	-1	6	-1	3
SK		15	-3	43	+2	30	+3	32	+4	5	+1	1	-2	7
FI		24	+2	30	-5	44	+8	37	+10	1	-1	3	-3	5
SE		26	+3	47	+3	29	=	38	=	3	+1	3	-1	2
UK		23	+4	19	+1	16	-2	22	-2	1	-1	10	-2	15






























\*Evolution Sept.-Oct. 2017 - Apr. 2018

**QA17a** Still regardless of how important you personally think it is to vote, what are the reasons why people do not vote in the European Parliament elections? Firstly?  
(%)

		They are not interested in politics, or in elections in general		They believe their vote will not change anything		They are against Europe, the European Union, the building of Europe		They do not know enough about the role of the European Parliament		They believe that the European Parliament does not deal sufficiently with problems that concern people like them		They believe that they are not sufficiently informed on the positioning of the different political parties on European issues	
		EB89.2	Δ*	EB89.2	Δ*	EB89.2	Δ*	EB89.2	Δ*	EB89.2	Δ*	EB89.2	Δ*
EU28		16	+1	26	-2	4	-1	11	+1	8	=	5	=
EURO AREA		15	+1	27	-2	4	-1	10	=	8	-1	5	=
NON-EURO AREA		17	=	23	-2	4	-1	11	=	8	=	5	=
BE		20	+2	29	-2	4	=	10	+1	6	=	5	+1
BG		16	=	21	-4	6	+1	7	-1	14	+1	5	+1
CZ		20	+1	23	-4	8	+1	8	-1	13	+1	4	=
DK		21	+3	24	=	3	-2	19	+1	8	-2	6	=
DE		18	+2	25	-2	4	=	12	-2	12	+1	5	=
EE		20	+1	34	-1	2	=	6	-2	9	-1	4	=
IE		19	-2	19	=	4	=	15	+2	6	-3	7	-1
EL		16	=	30	-3	6	+1	6	+1	10	=	6	+2
ES		13	-2	29	+1	2	=	8	+1	5	=	4	=
FR		13	+1	27	-7	5	-1	14	+4	9	+2	6	+1
HR		19	-1	22	+1	4	-2	10	+1	9	+1	6	=
IT		10	-1	24	-1	6	=	8	=	6	-4	6	-1
CY		19	-1	32	+4	3	+1	8	+1	8	=	6	+4
LV		10	=	34	-4	4	+1	8	+2	9	=	4	=
LT		17	-1	35	-4	3	+1	6	-1	5	-3	3	=
LU		18	=	26	-1	4	=	8	-1	7	-4	6	+2
HU		19	=	18	-6	3	=	10	=	12	+1	8	+1
MT		38	+14	11	-7	6	=	7	=	8	=	4	=
NL		18	+3	33	-5	5	=	13	+3	11	=	4	=
AT		18	+2	19	-4	5	-2	8	=	8	-2	8	+1
PL		16	=	27	-2	4	-2	8	+1	6	-2	3	-2
PT		20	+2	23	+6	4	=	13	-3	4	-2	4	-1
RO		12	+1	20	-1	4	=	9	-1	10	=	7	=
SI		22	+2	23	-2	3	=	7	=	7	-2	5	=
SK		18	-1	20	-3	5	=	7	+1	11	=	4	+1
FI		16	=	38	-1	5	+1	11	+1	6	=	5	-2
SE		20	+1	31	=	3	-1	14	=	10	-1	7	-1
UK		17	-1	22	-3	4	-1	13	=	6	=	5	+1






























\*Evolution Sept.-Oct. 2017 - Apr. 2018

**QA17a** Still regardless of how important you personally think it is to vote, what are the reasons why people do not vote in the European Parliament elections? Firstly?  
(%)

		They have no time or something more important to do		They do not know where or how to vote		They distrust the political system		Other (SPONTANEOUS)		None (SPONTANEOUS)		Don't know
		EB89.2	Δ*	EB89.2	Δ*	EB89.2	Δ*	EB89.2	Δ*	EB89.2	Δ*	
EU28		4	=	3	N.A	17	-2	1	=	1	-1	4
EURO AREA		3	+1	4	N.A	19	-1	1	=	1	-1	3
NON-EURO AREA		5	-1	3	N.A	15	-2	1	=	1	=	7
BE		4	=	4	N.A	16	-7	1	=	0	=	1
BG		6	+3	2	N.A	17	-2	0	=	1	=	5
CZ		4	=	4	N.A	12	-4	1	=	1	+1	2
DK		3	+2	1	N.A	10	-3	2	+1	0	-1	3
DE		3	+1	2	N.A	12	=	0	=	4	-3	3
EE		4	-1	1	N.A	14	+2	2	+1	0	=	4
IE		6	+2	6	N.A	14	-4	1	=	0	-1	3
EL		2	=	1	N.A	22	-2	0	=	0	=	1
ES		3	=	3	N.A	30	=	1	=	0	-1	2
FR		1	-1	5	N.A	16	-4	1	+1	0	=	3
HR		7	+1	2	N.A	20	-3	0	=	0	=	1
IT		4	+1	4	N.A	26	+1	0	=	1	=	5
CY		1	-2	2	N.A	19	-9	1	+1	0	-1	1
LV		3	-1	3	N.A	20	-3	2	+1	1	=	2
LT		4	+1	2	N.A	21	+3	2	+1	0	=	2
LU		2	-4	2	N.A	21	+4	2	+2	2	+1	2
HU		5	-1	5	N.A	13	-4	1	+1	2	+1	4
MT		2	-1	0	N.A	15	+2	3	+1	0	-1	6
NL		3	+2	2	N.A	11	-3	0	-1	0	=	0
AT		7	-1	3	N.A	17	+2	3	+1	2	=	2
PL		6	-2	3	N.A	19	+4	1	=	0	-1	7
PT		2	+1	6	N.A	20	-6	0	-1	1	-1	3
RO		6	-2	5	N.A	24	-1	1	+1	0	-2	2
SI		4	=	1	N.A	23	-2	2	+2	2	+1	1
SK		7	=	3	N.A	17	-1	1	=	1	-4	6
FI		2	+1	2	N.A	10	-4	1	+1	1	+1	3
SE		3	+2	2	N.A	7	-3	1	+1	0	=	2
UK		4	-1	4	N.A	11	-6	1	+1	2	=	11

\*Evolution Sept.-Oct. 2017 - Apr. 2018






























QA17T Still regardless of how important you personally think it is to vote, what are the reasons why people do not vote in the European Parliament elections? Firstly? And then? (MAX. 4 ANSWERS)  
(%)

		They are not interested in politics, or in elections in general		They believe their vote will not change anything		They are against Europe, the European Union, the building of Europe		They do not know enough about the role of the European Parliament		They believe that the European Parliament does not deal sufficiently with problems that concern people like them		They believe that they are not sufficiently informed on the positioning of the different political parties on European issues	
		EB89.2	Δ*	EB89.2	Δ*	EB89.2	Δ*	EB89.2	Δ*	EB89.2	Δ*	EB89.2	Δ*
EU28		43	-1	60	-2	17	=	34	+1	32	+1	22	+2
EURO AREA		44	+1	63	-1	18	+1	35	+1	33	=	22	+2
NON-EURO AREA		43	-3	55	-3	15	-1	31	-2	28	-1	22	+1
BE		49	+2	66	=	18	=	32	-1	27	-1	22	+3
BG		47	+1	56	+1	17	+3	25	+1	40	-1	20	+1
CZ		53	-1	63	-3	28	+1	33	+2	41	=	22	+2
DK		53	+2	64	=	18	-1	52	+3	36	=	28	+1
DE		48	+4	61	+1	18	+1	41	-1	40	+1	21	+1
EE		55	+5	72	+2	7	+1	25	=	32	-1	19	+1
IE		50	-1	52	-2	14	-3	38	-1	30	+1	28	+3
EL		51	+2	75	=	27	+2	24	=	45	+3	22	+2
ES		38	-4	65	+1	9	+2	29	+4	21	-1	16	+2
FR		40	+4	64	-6	18	-1	38	+4	33	+4	23	+4
HR		52	-1	53	-2	21	+4	30	+3	31	+1	23	+1
IT		35	-3	58	+1	22	+2	31	+4	31	-2	24	-2
CY		49	-11	74	=	15	+6	37	+10	38	+10	20	+7
LV		37	+2	69	-4	13	+3	28	+3	32	=	20	+5
LT		58	-3	75	=	12	+3	30	+2	27	-3	15	+2
LU		47	+4	66	+2	15	-3	30	+3	34	=	23	+8
HU		45	-3	52	-5	13	+3	33	=	38	+6	29	+2
MT		59	+14	53	+6	21	+4	25	-2	32	+2	22	-1
NL		58	=	76	-6	30	=	49	+3	46	-2	23	+4
AT		47	+1	55	-4	26	+2	32	-1	38	-4	26	-2
PL		43	-2	59	+2	14	=	23	-1	23	-1	14	-1
PT		50	-3	54	-2	19	+6	46	+3	22	-3	24	+5
RO		39	-2	53	-1	12	-3	32	-1	32	-3	25	-1
SI		56	+2	59	-1	12	+2	27	-3	34	+7	21	-2
SK		48	-5	54	=	16	-2	23	-1	33	+2	18	+3
FI		56	-2	75	+1	22	+4	40	=	37	+1	26	-1
SE		53	-4	65	-12	20	+1	46	-1	42	-5	40	+3
UK		38	-6	49	-6	13	-3	32	-4	22	=	21	+3

\*Evolution Sept.-Oct. 2017 - Apr. 2018



QA17T Still regardless of how important you personally think it is to vote, what are the reasons why people do not vote in the European Parliament elections? Firstly? And then? (MAX. 4 ANSWERS)  
(%)






























		They have no time or something more important to do		They do not know where or how to vote		They distrust the political system		Other (SPONTANEOUS)		None (SPONTANEOUS)		Don't know
		EB89.2	Δ*	EB89.2	Δ*	EB89.2	Δ*	EB89.2	Δ*	EB89.2	Δ*	
EU28		15	+2	12	N.A	48	-3	2	+1	3	-1	4
EURO AREA		14	+4	13	N.A	52	-2	2	+1	3	-2	3
NON-EURO AREA		16	-2	11	N.A	41	-5	2	+1	4	=	7
BE		17	=	14	N.A	50	-9	1	=	1	+1	1
BG		16	+5	8	N.A	49	+3	1	=	1	=	6
CZ		18	+3	13	N.A	45	-3	1	=	1	=	2
DK		15	+4	7	N.A	39	-4	4	+2	2	+1	3
DE		13	+6	9	N.A	41	-1	1	=	6	-4	3
EE		18	+4	6	N.A	46	+5	3	+1	1	-3	4
IE		25	+7	17	N.A	44	+1	2	=	1	-2	3
EL		16	+9	11	N.A	66	-3	3	+2	1	-1	1
ES		13	+4	10	N.A	63	=	3	+1	2	-3	2
FR		9	-2	15	N.A	49	-4	2	+1	2	-1	3
HR		25	+3	8	N.A	54	-2	0	-1	1	+1	1
IT		15	+3	18	N.A	59	-3	1	=	1	-1	5
CY		8	-3	8	N.A	60	-3	2	+2	3	=	1
LV		13	-3	9	N.A	52	-2	3	+1	4	-3	2
LT		20	+3	8	N.A	55	+5	3	+2	0	-2	1
LU		14	-3	10	N.A	48	-3	4	+3	6	+2	2
HU		17	-3	12	N.A	39	-8	1	=	4	+2	4
MT		6	-5	3	N.A	47	+5	5	+2	2	=	6
NL		12	+1	12	N.A	50	+1	1	=	0	-1	0
AT		27	+4	14	N.A	48	-2	4	+1	5	=	2
PL		19	-3	11	N.A	48	+5	2	=	1	-1	7
PT		14	+9	15	N.A	59	=	2	+1	2	-1	3
RO		23	-3	16	N.A	55	-1	2	+1	1	-2	2
SI		18	-1	10	N.A	54	=	5	+4	4	+2	1
SK		24	+4	11	N.A	47	-3	4	=	1	-5	6
FI		15	+6	7	N.A	42	-6	1	=	2	-1	3
SE		17	+7	6	N.A	34	-6	1	=	2	=	2
UK		12	-4	11	N.A	32	-12	1	-1	8	=	11

\*Evolution Sept.-Oct. 2017 - Apr. 2018

**QA18** Let's now talk about your personal voting behaviour. Which of the following best describes your voting behaviour in recent years, whether at the local or regional, national or European level?






























(%)

(IF 'ONLY TO RESPONDENTS AGED 18 OR MORE - 16 OR MORE IN AUSTRIA')

		You systematically vote	You vote most of the time	You vote from time to time	You rarely vote	You never vote	It depends/ You only vote in certain elections (SPONTANEOUS)	You were too young to vote before (SPONTANEOUS)	Don't know	At least 'Most of the time'	At least 'From time to time'
EU28		50	26	9	6	5	2	2	0	76	85
EURO AREA		52	26	8	5	5	2	2	0	78	86
NON-EURO AREA		45	26	11	7	6	2	2	1	71	82
BE		68	14	4	3	5	1	5	0	82	86
BG		42	27	11	8	4	2	3	3	69	80
CZ		26	38	17	9	6	2	2	0	64	81
DK		77	14	3	1	2	2	1	0	91	94
DE		60	23	5	4	4	2	2	0	83	88
EE		44	25	11	7	7	3	2	1	69	80
IE		56	21	9	3	6	1	2	2	77	86
EL		55	22	8	5	3	3	4	0	77	85
ES		59	19	7	5	6	3	1	0	78	85
FR		49	27	9	5	8	1	1	0	76	85
HR		26	31	24	11	6	1	1	0	57	81
IT		37	34	11	7	3	5	3	0	71	82
CY		59	18	9	4	7	1	2	0	77	86
LV		48	24	12	8	5	1	1	1	72	84
LT		48	25	11	6	6	0	3	1	73	84
LU		60	14	8	4	9	3	1	1	74	82
HU		49	27	10	6	4	2	2	0	76	86
MT		71	17	3	2	2	3	1	1	88	91
NL		77	16	4	2	1	0	0	0	93	97
AT		35	37	14	5	3	5	1	0	72	86
PL		34	26	18	9	6	1	3	3	60	78
PT		38	34	9	6	9	1	3	0	72	81
RO		45	27	12	9	2	2	3	0	72	84
SI		37	27	15	9	7	2	3	0	64	79
SK		25	33	18	11	6	3	3	1	58	76
FI		55	24	10	4	4	1	1	1	79	89
SE		73	17	2	1	2	2	3	0	90	92
UK		49	25	7	7	9	1	1	1	74	81

**QA19** If you did not participate in an election or a referendum in the past five years, what was the main reason? (%)






























(IF 'TO THOSE WHO DO NOT VOTE SYSTEMATICALLY', CODE 2 TO 6 OR 8 IN QA18)

		You didn't vote for ideological or political reasons	You didn't vote for technical or personal reasons	For both reasons (SPONTANEOUS)	Neither/You have always voted in the past five years (SPONTANEOUS)	Don't know
EU28		23	41	7	22	7
EURO AREA		26	40	8	21	5
NON-EURO AREA		19	43	5	24	9
BE		15	52	2	30	1
BG		23	32	13	24	8
CZ		23	55	3	15	4
DK		9	53	7	27	4
DE		19	31	15	26	9
EE		14	37	6	31	12
IE		19	49	3	20	9
EL		33	36	10	21	0
ES		39	38	5	13	5
FR		33	47	2	16	2
HR		18	50	5	21	6
IT		21	41	9	26	3
CY		39	34	8	19	0
LV		23	53	2	18	4
LT		26	46	6	18	4
LU		26	55	4	12	3
HU		19	47	6	23	5
MT		29	35	3	24	9
NL		22	63	2	9	4
AT		31	32	14	16	7
PL		18	44	5	20	13
PT		19	37	14	21	9
RO		19	41	6	26	8
SI		20	58	9	11	2
SK		23	43	5	19	10
FI		15	36	3	37	9
SE		27	39	2	21	11
UK		18	40	4	29	9



























**QA20** Which of the following reasons have ever prevented you from voting in an election or a referendum at local, national or European level? (MULTIPLE ANSWERS POSSIBLE)

(%)

(IF 'TO THOSE WHO DO NOT VOTE SYSTEMATICALLY', CODE 2 TO 6 OR 8 IN QA18)

		You were sick or had a health problem at the time	You were on holiday or away from home	You were too busy/ had no time/ had to work at the time	You were involved in a family or leisure activity	You didn't know that there was an election	You could not get to the polling station because of an unexpected problem (for example, transport problems, a flat tyre or bad weather)	You had registration or voting card problems	Other (SPONTANEOUS)	None/ you have always voted (SPONTANEOUS)	Don't know
EU28		15	17	18	10	5	5	4	16	17	8
EURO AREA		15	19	17	10	5	5	4	18	15	8
NON-EURO AREA		14	14	21	10	6	4	2	12	21	9
BE		12	26	17	12	13	9	10	10	24	1
BG		20	15	24	12	4	6	2	11	18	8
CZ		30	25	22	11	4	2	1	12	11	5
DK		19	14	19	3	6	5	2	23	11	7
DE		13	18	17	10	8	6	2	14	15	15
EE		13	14	19	8	4	4	1	15	24	10
IE		9	25	20	8	10	5	14	9	13	6
EL		27	17	17	5	1	6	2	32	13	1
ES		10	9	17	10	4	1	2	32	12	9
FR		8	22	14	11	6	3	12	18	16	4
HR		16	15	25	18	5	6	3	9	14	8
IT		24	21	14	7	3	8	3	15	18	7
CY		9	19	14	5	3	2	4	30	21	4
LV		11	21	28	5	4	6	1	18	13	6
LT		20	18	22	13	2	5	2	17	11	6
LU		9	23	18	6	7	3	9	25	10	9
HU		21	14	23	14	3	6	3	8	23	4
MT		6	12	6	5	2	0	3	28	24	16
NL		13	17	37	9	3	9	2	21	7	4
AT		26	35	25	19	8	9	2	13	12	5
PL		16	14	17	16	4	2	1	11	19	13
PT		13	10	17	12	3	4	2	23	12	16
RO		13	11	20	12	8	8	0	9	23	6
SI		16	27	26	11	6	2	1	25	11	6
SK		21	23	23	20	3	2	1	8	9	12
FI		12	19	26	9	7	8	1	14	13	9
SE		9	11	11	6	20	2	1	25	18	5
UK		8	13	24	4	8	3	4	15	25	8



























**QA21** Thinking about the last time that you did not vote in an election in (OUR COUNTRY) when did you decide not to vote?  
(%)

		You never vote	You decided a few months before election day	You decided a few weeks before election day	You decided a few days before the elections	You decided on the day of the elections	None/ you have always voted (SPONTANEOUS)	Don't know	At least 'A few weeks before the elections'	At least 'A few days before the elections'
<b>TOTAL</b>		7	16	11	12	10	38	6	27	39
BG		7	24	10	10	5	35	9	34	44
CZ		8	9	18	22	14	23	6	27	49
DK		3	12	6	7	9	56	7	18	25
DE		3	14	10	9	8	48	8	24	33
EE		9	13	9	9	10	42	8	22	31
IE		10	15	18	14	9	28	6	33	47
EL		5	15	10	19	11	38	2	25	44
ES		10	25	9	7	6	41	2	34	41
FR		10	14	11	11	11	38	5	25	36
HR		6	14	16	17	19	24	4	30	47
IT		4	23	18	14	11	25	5	41	55
CY		9	19	8	12	6	44	2	27	39
LV		10	13	7	10	11	42	7	20	30
LT		9	14	19	14	8	30	6	33	47
HU		5	25	14	12	6	33	5	39	51
MT		5	41	5	5	1	40	3	46	51
NL		4	7	4	6	14	59	6	11	17
AT		4	21	18	17	10	27	3	39	56
PL		8	16	18	15	9	24	10	34	49
PT		10	14	10	17	19	26	4	24	41
RO		6	18	14	14	10	33	5	32	46
SI		10	18	11	18	16	25	2	29	47
SK		7	18	16	19	9	19	12	34	53
FI		4	11	9	9	14	45	8	20	29
SE		2	11	4	6	7	66	4	15	21
UK		12	9	6	10	13	43	7	15	25






























**QA22** And now thinking about the last time you voted in an election in (OUR COUNTRY) when did you decide to vote?

(%)

(IF 'HAS VOTED RECENTLY, EVEN RARELY', CODE 1 TO 4,6 OR 8 IN QA18)






























		You never vote	You decided a few months ahead	You decided a few weeks ahead	You decided a few days before the elections	You decided on the day of the elections	Don't know	At least 'A few weeks before the elections'	At least 'A few days before the elections'
<b>TOTAL</b>		2	51	22	13	7	5	73	86
BG		1	61	16	12	4	6	77	89
CZ		1	29	27	29	9	5	56	85
DK		1	70	14	7	4	4	84	91
DE		1	52	25	11	6	5	77	88
EE		2	45	23	13	12	5	68	81
IE		4	37	31	18	7	3	68	86
EL		1	52	17	19	11	0	69	88
ES		2	66	16	9	7	0	82	91
FR		1	61	17	11	6	4	78	89
HR		1	33	24	19	18	5	57	76
IT		2	45	28	15	6	4	73	88
CY		2	57	16	17	8	0	73	90
LV		2	61	16	10	8	3	77	87
LT		3	39	30	15	10	3	69	84
HU		1	66	17	10	4	2	83	93
MT		2	73	17	5	1	2	90	95
NL		0	66	17	7	5	5	83	90
AT		1	40	28	18	8	5	68	86
PL		2	35	29	19	7	8	64	83
PT		1	37	18	26	16	2	55	81
RO		1	41	23	19	11	5	64	83
SI		1	33	23	23	15	5	56	79
SK		1	32	24	25	8	10	56	81
FI		1	59	21	9	5	5	80	89
SE		1	76	15	5	1	2	91	96
UK		3	46	23	12	10	6	69	81

**QA23** Generally speaking, do you think that (OUR COUNTRY)'s membership of the EU is...?  
(%)

	A good thing		A bad thing		Neither a good thing nor a bad thing		Don't know
	EB89.2	Δ*	EB89.2	Δ*	EB89.2	Δ*	
EU28 	60	+3	12	=	25	-3	3
EURO AREA	61	+2	11	+1	25	-3	3
NON-EURO AREA	56	+4	15	-1	25	-3	4
BE 	67	+5	12	+2	21	-7	0
BG 	54	-1	8	-1	32	+1	6
CZ 	34	+5	18	-3	46	-3	2
DK 	76	+9	7	-1	16	-7	1
DE 	79	-1	5	=	15	+2	1
EE 	69	+1	7	=	22	-1	2
IE 	81	+1	7	+2	11	-2	1
EL 	45	+7	21	=	33	-7	1
ES 	68	+6	10	+1	20	-6	2
FR 	55	+4	13	=	29	-5	3
HR 	36	-7	14	-2	49	+9	1
IT 	39	+3	17	-1	38	-3	6
CY 	52	+17	13	-6	35	-10	0
LV 	52	+5	7	-1	39	-4	2
LT 	67	-1	4	-1	29	+4	0
LU 	85	+2	4	=	10	-1	1
HU 	61	+5	8	=	29	-5	2
MT 	74	+10	5	+1	19	-9	2
NL 	79	+2	5	=	15	-2	1
AT 	45	=	16	-2	39	+3	0
PL 	70	+5	5	-2	23	-3	2
PT 	65	+5	7	=	25	-3	3
RO 	59	+11	14	-4	25	-7	2
SI 	58	+7	9	-2	32	-5	1
SK 	50	=	9	+1	38	-1	3
FI 	61	+3	12	+1	25	-5	2
SE 	68	+3	15	+4	16	-7	1
UK 	47	+1	23	-1	21	-3	9

\*Evolution Sept.-Oct. 2017 - Apr. 2018






























**QA24** Taking everything into account, would you say that (OUR COUNTRY) has on balance benefited or not from being a member of the EU?  
(%)

	Benefited		Not benefited		Don't know
	EB89,2	Δ*	EB89,2	Δ*	
EU28 	67	+3	23	-2	10
EURO AREA	66	+3	24	-2	10
NON-EURO AREA	67	+2	21	-2	12
BE 	77	+11	21	-10	2
BG 	57	+1	23	+1	20
CZ 	62	+6	30	-6	8
DK 	84	+3	8	-3	8
DE 	75	-2	19	+5	6
EE 	86	+5	6	-5	8
IE 	91	+1	6	-1	3
EL 	57	+9	37	-9	6
ES 	75	+5	17	-3	8
FR 	61	+3	24	-4	15
HR 	63	-5	30	+5	7
IT 	44	+5	41	-7	15
CY 	56	+11	40	-10	4
LV 	70	+5	23	-5	7
LT 	90	+2	7	=	3
LU 	88	+2	7	-2	5
HU 	78	+6	15	-4	7
MT 	93	+4	4	+1	3
NL 	78	+2	16	-1	6
AT 	54	+1	38	-1	8
PL 	88	+4	6	-3	6
PT 	78	+5	12	-2	10
RO 	71	+10	23	-7	6
SI 	73	+1	20	-2	7
SK 	77	+3	16	=	7
FI 	70	+4	21	-4	9
SE 	66	+4	25	-3	9
UK 	53	-2	28	+1	19

\*Evolution Sept.-Oct. 2017 - Apr. 2018
































**QA25a** On the whole, are you very satisfied, fairly satisfied, not very satisfied or not at all satisfied with the way democracy works in (OUR COUNTRY)?  
(%)

		Very satisfied		Fairly satisfied		Not very satisfied		Not at all satisfied		Don't know	Total 'Satisfied'		Total 'Not satisfied'	
		EB89.2	Δ*	EB89.2	Δ*	EB89.2	Δ*	EB89.2	Δ*		EB89.2	Δ*	EB89.2	Δ*
EU28		9	-1	46	+2	30	+1	12	-3	3	55	+1	42	-2
EURO AREA		9	-1	45	+2	31	+1	13	-2	2	54	+1	44	-1
NON-EURO AREA		10	-1	46	+2	27	-1	11	-2	6	56	+1	38	-3
BE		7	+2	63	+5	22	-7	8	=	0	70	+7	30	-7
BG		6	-1	32	+6	29	=	27	-9	6	38	+5	56	-9
CZ		6	+3	53	+8	33	-5	6	-7	2	59	+11	39	-12
DK		41	=	50	+3	7	-3	1	=	1	91	+3	8	-3
DE		14	-5	53	-2	24	+5	7	+1	2	67	-7	31	+6
EE		5	=	50	-1	31	+2	7	-3	7	55	-1	38	-1
IE		22	+4	58	+4	14	-5	4	-2	2	80	+8	18	-7
EL		3	=	25	+5	49	+9	23	-14	0	28	+5	72	-5
ES		5	+1	32	+2	43	+2	19	-3	1	37	+3	62	-1
FR		6	+2	48	+9	29	-4	14	-8	3	54	+11	43	-12
HR		3	+1	38	+12	36	-8	22	-5	1	41	+13	58	-13
IT		5	-1	32	-1	40	+3	20	-2	3	37	-2	60	+1
CY		5	+1	34	-3	45	+8	16	-5	0	39	-2	61	+3
LV		6	+1	49	+7	29	-5	13	-5	3	55	+8	42	-10
LT		3	=	34	+3	45	=	15	-3	3	37	+3	60	-3
LU		24	-8	61	+7	10	-1	2	=	3	85	-1	12	-1
HU		13	+10	42	+5	26	-10	18	-5	1	55	+15	44	-15
MT		13	+2	50	=	21	-5	12	+4	4	63	+2	33	-1
NL		22	-6	60	+2	14	+3	3	+1	1	82	-4	17	+4
AT		20	+3	57	+1	18	-4	4	-1	1	77	+4	22	-5
PL		9	+2	50	+2	24	-5	10	-1	7	59	+4	34	-6
PT		3	+1	61	-1	31	+3	4	-3	1	64	=	35	=
RO		2	-4	30	+3	47	+5	19	-5	2	32	-1	66	=
SI		2	+1	37	+6	47	-1	13	-6	1	39	+7	60	-7
SK		4	=	31	-4	41	+4	22	=	2	35	-4	63	+4
FI		13	-1	65	+2	17	-2	4	+1	1	78	+1	21	-1
SE		20	-3	60	+1	14	-1	5	+2	1	80	-2	19	+1
UK		10	-5	49	-1	25	+3	7	+1	9	59	-6	32	+4

\*Evolution Mar. 2017 - Apr. 2018






























**QA25b** And how about the way democracy works in the EU?  
(%)

		Very satisfied		Fairly satisfied		Not very satisfied		Not at all satisfied		Don't know	Total 'Satisfied'		Total 'Not satisfied'	
		EB89.2	Δ*	EB89.2	Δ*	EB89.2	Δ*	EB89.2	Δ*	EB89.2	EB89.2	Δ*	EB89.2	Δ*
EU28		4	=	42	+3	31	-2	11	-3	12	46	+3	42	-5
EURO AREA		4	=	41	+4	34	-2	12	-3	9	45	+4	46	-5
NON-EURO AREA		5	-1	44	+2	25	-2	9	-2	17	49	+1	34	-4
BE		4	-1	57	+8	29	-6	9	-1	1	61	+7	38	-7
BG		15	=	37	+1	18	+3	10	-1	20	52	+1	28	+2
CZ		3	=	40	+4	35	+1	13	-6	9	43	+4	48	-5
DK		11	+1	59	+4	20	-4	2	-3	8	70	+5	22	-7
DE		5	=	44	+2	35	-2	9	=	7	49	+2	44	-2
EE		3	=	45	+2	24	-1	6	-3	22	48	+2	30	-4
IE		17	+5	57	+5	13	-9	5	-1	8	74	+10	18	-10
EL		1	-1	28	+10	42	+7	24	-17	5	29	+9	66	-10
ES		3	=	35	+6	41	=	13	-1	8	38	+6	54	-1
FR		2	+1	39	+6	31	-5	15	-5	13	41	+7	46	-10
HR		5	+1	48	+12	29	-6	7	-4	11	53	+13	36	-10
IT		5	+1	36	-1	32	-2	17	-1	10	41	=	49	-3
CY		3	=	35	-1	37	+3	15	-2	10	38	-1	52	+1
LV		5	+1	54	+2	20	-5	8	-1	13	59	+3	28	-6
LT		5	+1	55	+6	21	-6	4	-2	15	60	+7	25	-8
LU		6	-4	56	+2	22	-5	9	+3	7	62	-2	31	-2
HU		9	+6	49	+7	24	-9	11	-5	7	58	+13	35	-14
MT		8	+1	51	+3	25	+2	2	-4	14	59	+4	27	-2
NL		3	-1	48	=	35	-1	7	-1	7	51	-1	42	-2
AT		11	+1	38	+5	32	-6	13	-3	6	49	+6	45	-9
PL		6	-2	55	+1	20	-1	4	=	15	61	-1	24	-1
PT		1	-1	54	+7	32	=	5	-5	8	55	+6	37	-5
RO		6	-2	48	+8	28	-3	7	-5	11	54	+6	35	-8
SI		2	+1	41	+6	39	-6	10	-4	8	43	+7	49	-10
SK		3	-1	42	+1	32	-1	11	-2	12	45	=	43	-3
FI		2	-1	50	+3	33	-3	6	-1	9	52	+2	39	-4
SE		2	=	51	+8	28	-11	8	+1	11	53	+8	36	-10
UK		3	-2	35	=	27	-1	11	-3	24	38	-2	38	-4

\*Evolution Mar. 2017 - Apr. 2018






























**QA26.1** In some European countries new political parties and movements are having success by protesting against the traditional political establishment. To what extent do you agree or disagree with each of the following statements about the emergence of these new parties and movements?

**This development is a threat to our democracy (%)**

		Totally agree	Tend to agree	Tend to disagree	Totally disagree	Don't know	Total 'Agree'	Total 'Disagree'
EU28		12	26	32	18	12	38	50
EURO AREA		12	27	32	19	10	39	51
NON-EURO AREA		10	24	31	17	18	34	48
BE		11	35	36	15	3	46	51
BG		7	13	28	25	27	20	53
CZ		7	22	41	23	7	29	64
DK		8	21	32	31	8	29	63
DE		22	31	29	12	6	53	41
EE		5	20	33	19	23	25	52
IE		12	25	34	14	15	37	48
EL		7	19	39	29	6	26	68
ES		6	23	34	28	9	29	62
FR		14	25	31	16	14	39	47
HR		9	25	35	23	8	34	58
IT		6	28	32	23	11	34	55
CY		14	21	31	22	12	35	53
LV		5	16	38	24	17	21	62
LT		6	24	43	13	14	30	56
LU		16	29	23	15	17	45	38
HU		14	30	24	22	10	44	46
MT		2	32	36	11	19	34	47
NL		12	24	37	24	3	36	61
AT		14	29	31	21	5	43	52
PL		10	28	32	15	15	38	47
PT		6	26	42	12	14	32	54
RO		16	29	28	14	13	45	42
SI		11	19	36	22	12	30	58
SK		14	27	31	12	16	41	43
FI		11	27	37	17	8	38	54
SE		21	31	22	20	6	52	42
UK		6	20	33	15	26	26	48






























**QA26.2** In some European countries new political parties and movements are having success by protesting against the traditional political establishment. To what extent do you agree or disagree with each of the following statements about the emergence of these new parties and movements?

**New political parties and movements can find new solutions better (%)**

		Totally agree	Tend to agree	Tend to disagree	Totally disagree	Don't know	Total 'Agree'	Total 'Disagree'
EU28		13	40	24	10	13	53	34
EURO AREA		13	39	25	12	11	52	37
NON-EURO AREA		14	42	20	7	17	56	27
BE		9	46	31	11	3	55	42
BG		18	34	14	10	24	52	24
CZ		24	43	22	5	6	67	27
DK		6	40	30	14	10	46	44
DE		9	36	33	14	8	45	47
EE		9	42	22	8	19	51	30
IE		16	44	19	5	16	60	24
EL		17	41	24	9	9	58	33
ES		20	44	16	11	9	64	27
FR		6	30	30	17	17	36	47
HR		24	44	18	6	8	68	24
IT		21	44	17	7	11	65	24
CY		11	35	18	27	9	46	45
LV		14	46	21	8	11	60	29
LT		17	48	20	7	8	65	27
LU		9	35	28	13	15	44	41
HU		24	43	16	8	9	67	24
MT		8	46	25	5	16	54	30
NL		11	36	33	14	6	47	47
AT		18	45	21	8	8	63	29
PL		15	49	17	4	15	64	21
PT		6	52	20	6	16	58	26
RO		14	40	23	13	10	54	36
SI		19	33	23	14	11	52	37
SK		16	40	19	11	14	56	30
FI		8	47	30	9	6	55	39
SE		12	44	22	16	6	56	38
UK		10	39	21	5	25	49	26






























**QA26.3** In some European countries new political parties and movements are having success by protesting against the traditional political establishment. To what extent do you agree or disagree with each of the following statements about the emergence of these new parties and movements?

**Just being against something does not improve anything (%)**

		Totally agree	Tend to agree	Tend to disagree	Totally disagree	Don't know	Total 'Agree'	Total 'Disagree'
EU28		33	37	15	6	9	70	21
EURO AREA		36	36	15	6	7	72	21
NON-EURO AREA		28	38	16	5	13	66	21
BE		23	53	17	5	2	76	22
BG		28	27	16	8	21	55	24
CZ		26	37	24	7	6	63	31
DK		43	30	15	6	6	73	21
DE		61	24	10	2	3	85	12
EE		31	38	13	3	15	69	16
IE		26	47	13	4	10	73	17
EL		23	40	23	11	3	63	34
ES		15	40	24	12	9	55	36
FR		26	40	13	7	14	66	20
HR		18	38	24	12	8	56	36
IT		28	39	19	7	7	67	26
CY		34	30	16	14	6	64	30
LV		25	29	25	10	11	54	35
LT		29	47	12	4	8	76	16
LU		31	38	14	5	12	69	19
HU		30	41	16	6	7	71	22
MT		8	38	29	5	20	46	34
NL		61	26	7	4	2	87	11
AT		41	39	14	3	3	80	17
PL		28	44	13	3	12	72	16
PT		16	61	9	2	12	77	11
RO		23	31	28	8	10	54	36
SI		39	31	15	5	10	70	20
SK		27	43	14	5	11	70	19
FI		45	27	17	5	6	72	22
SE		54	27	11	7	1	81	18
UK		24	40	13	4	19	64	17






























**QA26.4** In some European countries new political parties and movements are having success by protesting against the traditional political establishment. To what extent do you agree or disagree with each of the following statements about the emergence of these new parties and movements?

**We need a real change and this is what these parties and movements can bring (%)**

		Totally agree	Tend to agree	Tend to disagree	Totally disagree	Don't know	Total 'Agree'	Total 'Disagree'
EU28		17	39	21	11	12	56	32
EURO AREA		18	38	22	12	10	56	34
NON-EURO AREA		16	42	18	8	16	58	26
BE		13	47	27	10	3	60	37
BG		25	32	11	8	24	57	19
CZ		27	41	19	6	7	68	25
DK		13	48	22	9	8	61	31
DE		11	33	31	18	7	44	49
EE		12	37	22	8	21	49	30
IE		16	45	18	6	15	61	24
EL		21	38	24	7	10	59	31
ES		23	46	17	7	7	69	24
FR		14	34	20	14	18	48	34
HR		28	44	17	4	7	72	21
IT		30	41	14	7	8	71	21
CY		14	33	20	23	10	47	43
LV		25	43	14	7	11	68	21
LT		18	46	19	8	9	64	27
LU		11	33	26	14	16	44	40
HU		26	41	16	9	8	67	25
MT		8	44	24	7	17	52	31
NL		8	30	36	20	6	38	56
AT		21	41	21	9	8	62	30
PL		13	49	15	6	17	62	21
PT		9	52	18	6	15	61	24
RO		18	38	23	11	10	56	34
SI		25	31	20	12	12	56	32
SK		21	36	19	9	15	57	28
FI		10	38	33	11	8	48	44
SE		8	31	27	28	6	39	55
UK		13	40	19	6	22	53	25

**D71.1** When you get together with friends or relatives, would you say you discuss frequently, occasionally or never about...?






























**National political matters (%)**

		Frequently		Occasionally		Never		Don't know
		EB89.2	Δ*	EB89.2	Δ*	EB89.2	Δ*	
EU28		19	-3	53	+1	28	+3	0
EURO AREA		20	-3	53	+1	27	+2	0
NON-EURO AREA		16	-4	53	+1	30	+3	1
BE		11	-3	55	-2	34	+6	0
BG		18	+3	62	-3	19	=	1
CZ		15	+1	61	-1	24	=	0
DK		24	-7	54	+5	22	+2	0
DE		24	-8	63	+7	13	+1	0
EE		16	-2	60	=	23	+1	1
IE		18	-6	53	+8	28	-2	1
EL		36	+2	52	-3	12	+1	0
ES		15	+1	45	-6	40	+5	0
FR		15	-6	46	=	39	+6	0
HR		19	-3	61	+7	20	-3	0
IT		21	+2	50	-2	28	=	1
CY		22	+3	49	+6	29	-8	0
LV		15	-1	54	-4	30	+4	1
LT		14	+1	61	=	25	-1	0
LU		19	-4	47	-3	34	+7	0
HU		15	+3	67	=	17	-4	1
MT		17	-1	60	+14	23	-11	0
NL		37	=	48	-1	15	+1	0
AT		25	-2	65	+2	10	=	0
PL		12	-3	61	+5	26	-2	1
PT		10	-1	53	+4	37	-3	0
RO		9	-4	56	=	35	+5	0
SI		12	+4	61	=	27	-4	0
SK		12	=	65	+5	23	-4	0
FI		17	-6	55	+2	27	+4	1
SE		35	-1	48	-5	17	+6	0
UK		17	-7	44	=	39	+7	0

\*Evolution Sept.-Oct. 2017 - Apr. 2018

**D71.2** When you get together with friends or relatives, would you say you discuss frequently, occasionally or never about...?

**European political matters (%)**






























		Frequently		Occasionally		Never		Don't know
		EB89.2	Δ*	EB89.2	Δ*	EB89.2	Δ*	EB89.2
EU28		11	-2	49	-1	39	+3	1
EURO AREA		11	-1	49	-1	40	+3	0
NON-EURO AREA		10	-4	51	+1	38	+3	1
BE		6	-3	47	-3	47	+7	0
BG		9	+4	58	-1	31	-3	2
CZ		6	-1	56	+4	38	-2	0
DK		14	-4	59	+6	27	-1	0
DE		16	-2	63	-2	21	+4	0
EE		11	+1	57	-3	31	+2	1
IE		13	-4	47	+4	39	-1	1
EL		22	+1	55	-3	23	+2	0
ES		9	+1	39	-1	52	=	0
FR		6	-2	35	-4	59	+6	0
HR		10	-3	55	+2	35	+2	0
IT		10	=	46	-2	43	+2	1
CY		16	+2	46	+4	38	-5	0
LV		9	-1	52	-2	38	+3	1
LT		11	+1	58	-2	31	+2	0
LU		18	-3	48	-1	34	+5	0
HU		10	-2	66	+6	23	-5	1
MT		8	+1	52	+11	40	-11	0
NL		17	-1	51	-1	32	+2	0
AT		17	=	62	-3	20	+2	1
PL		10	-3	56	+5	33	-2	1
PT		7	+1	45	+5	48	-6	0
RO		8	+2	46	-8	45	+6	1
SI		9	+3	55	+1	35	-5	1
SK		7	-2	62	+5	31	-2	0
FI		9	-5	56	=	34	+5	1
SE		12	-6	59	-2	28	+8	1
UK		12	-6	42	-2	46	+9	0

\*Evolution Sept.-Oct. 2017 - Apr. 2018
































**D71.3** When you get together with friends or relatives, would you say you discuss frequently, occasionally or never about...?

**Local political matters (%)**

		Frequently		Occasionally		Never		Don't know
		EB89.2	Δ*	EB89.2	Δ*	EB89.2	Δ*	EB89.2
EU28		17	-2	52	-1	30	+2	1
EURO AREA		19	-1	52	=	29	+2	0
NON-EURO AREA		13	-2	54	=	32	+2	1
BE		12	-2	53	-3	34	+5	1
BG		16	-1	62	=	20	=	2
CZ		17	+1	59	+1	24	-1	0
DK		22	+1	56	-2	21	=	1
DE		28	-2	58	+1	14	+1	0
EE		18	-4	61	+4	20	-1	1
IE		19	-5	53	+5	27	-1	1
EL		28	-1	54	-3	18	+4	0
ES		15	+2	42	-8	43	+6	0
FR		13	-4	45	-1	42	+5	0
HR		17	-1	61	+2	22	=	0
IT		18	-1	53	+1	28	=	1
CY		29	+6	45	+2	26	-7	0
LV		18	-2	58	-2	23	+3	1
LT		16	+3	60	-4	24	+2	0
LU		17	=	43	-7	39	+7	1
HU		14	+3	67	=	18	-4	1
MT		10	-4	54	+10	36	-4	0
NL		27	+4	49	+3	24	-7	0
AT		22	-1	60	+4	17	-3	1
PL		10	-2	61	+4	27	-3	2
PT		12	+2	48	+2	40	-4	0
RO		11	-1	55	-3	34	+5	0
SI		14	+3	60	-1	26	-2	0
SK		10	-1	65	+4	25	-2	0
FI		19	-1	56	=	24	+1	1
SE		22	-4	59	-1	19	+5	0
UK		13	-2	43	-3	44	+6	0






























\*Evolution Sept.-Oct. 2017 - Apr. 2018

**D72.1** Please tell me to what extent you agree or disagree with each of the following statements.  
**My voice counts in the EU (%)**

	Totally agree		Tend to agree		Tend to disagree		Totally disagree		Don't know	Total 'Agree'		Total 'Disagree'	
	EB89.2	Δ*	EB89.2	Δ*	EB89.2	Δ*	EB89.2	Δ*		EB89.2	Δ*	EB89.2	Δ*
<b>EU28</b> 	14	=	34	+1	27	=	19	-2	6	48	+1	46	-2
<b>EURO AREA</b>	16	+1	34	+1	26	=	19	-2	5	50	+2	45	-2
<b>NON-EURO AREA</b>	12	-1	34	=	29	+2	18	-2	7	46	-1	47	=
BE 	11	-3	48	+2	28	+2	11	-1	2	59	-1	39	+1
BG 	10	+3	34	+4	21	-1	23	-3	12	44	+7	44	-4
CZ 	6	+2	20	-1	39	+2	30	-3	5	26	+1	69	-1
DK 	43	-5	37	+5	12	+3	4	-3	4	80	=	16	=
DE 	34	+6	38	-4	18	-1	8	=	2	72	+2	26	-1
EE 	2	-1	19	-1	37	+4	35	-4	7	21	-2	72	=
IE 	15	-3	45	+3	25	=	10	+1	5	60	=	35	+1
EL 	2	-1	20	+2	40	+8	36	-8	2	22	+1	76	=
ES 	5	=	30	=	38	+6	21	-6	6	35	=	59	=
FR 	15	-1	34	+3	24	-3	20	=	7	49	+2	44	-3
HR 	20	+1	39	+3	20	-1	12	-6	9	59	+4	32	-7
IT 	4	-1	26	+3	28	-1	33	-4	9	30	+2	61	-5
CY 	6	+2	25	+5	29	+1	36	-8	4	31	+7	65	-7
LV 	1	-2	20	+1	32	-2	37	=	10	21	-1	69	-2
LT 	2	=	29	+6	35	+3	23	-8	11	31	+6	58	-5
LU 	19	-8	39	+4	19	=	15	+1	8	58	-4	34	+1
HU 	9	+1	41	+10	26	-4	19	-9	5	50	+11	45	-13
MT 	12	+1	37	-3	30	+1	14	+3	7	49	-2	44	+4
NL 	30	-2	49	+8	14	-1	4	-4	3	79	+6	18	-5
AT 	16	-4	43	+2	24	+1	13	=	4	59	-2	37	+1
PL 	12	=	45	+3	25	-1	8	-2	10	57	+3	33	-3
PT 	6	=	37	+1	35	+1	16	-3	6	43	+1	51	-2
RO 	9	+1	34	=	28	+1	22	-4	7	43	+1	50	-3
SI 	17	+4	32	+1	28	-3	18	-2	5	49	+5	46	-5
SK 	11	+1	32	+3	30	-3	18	-1	9	43	+4	48	-4
FI 	24	+6	44	-2	20	-3	10	-1	2	68	+4	30	-4
SE 	48	-2	32	-2	10	+1	7	+1	3	80	-4	17	+2
UK 	7	-2	28	-3	35	+3	24	=	6	35	-5	59	+3






























\*Evolution Sept.-Oct. 2017 - Apr. 2018

**D72.2** Please tell me to what extent you agree or disagree with each of the following statements.  
**My voice counts in (OUR COUNTRY) (%)**

	Totally agree		Tend to agree		Tend to disagree		Totally disagree		Don't know	Total 'Agree'		Total 'Disagree'	
	EB89.2	Δ*	EB89.2	Δ*	EB89.2	Δ*	EB89.2	Δ*		EB89.2	Δ*	EB89.2	Δ*
EU28 	23	=	40	+2	20	=	13	-2	4	63	+2	33	-2
EURO AREA	24	=	39	+3	19	-1	14	-2	4	63	+3	33	-3
NON-EURO AREA	20	=	42	+2	21	-1	12	-2	5	62	+2	33	-3
BE 	16	-2	51	+3	21	-1	10	=	2	67	+1	31	-1
BG 	12	+2	39	+4	19	-3	22	-3	8	51	+6	41	-6
CZ 	18	+6	43	+5	25	-3	12	-7	2	61	+11	37	-10
DK 	67	-3	26	+2	3	+1	2	=	2	93	-1	5	+1
DE 	46	+2	39	+1	9	-1	4	-1	2	85	+3	13	-2
EE 	4	-4	41	+5	32	+3	18	-5	5	45	+1	50	-2
IE 	21	-3	52	+5	17	-1	6	=	4	73	+2	23	-1
EL 	5	+1	27	+8	37	+3	30	-11	1	32	+9	67	-8
ES 	6	-2	36	+2	35	+4	18	-4	5	42	=	53	=
FR 	28	-2	45	+4	11	-4	13	+2	3	73	+2	24	-2
HR 	31	+3	42	-1	16	=	8	-2	3	73	+2	24	-2
IT 	5	+1	31	+3	29	-1	28	-5	7	36	+4	57	-6
CY 	7	+2	33	+8	28	+2	30	-11	2	40	+10	58	-9
LV 	5	-1	32	-2	31	+5	26	-4	6	37	-3	57	+1
LT 	2	=	29	+8	39	+2	25	-7	5	31	+8	64	-5
LU 	25	-7	41	+8	12	-3	15	=	7	66	+1	27	-3
HU 	13	+3	45	+11	22	-6	17	-9	3	58	+14	39	-15
MT 	15	-5	42	-4	30	+9	8	+2	5	57	-9	38	+11
NL 	47	+2	43	+1	6	=	2	-2	2	90	+3	8	-2
AT 	33	-7	46	+4	12	+1	7	+2	2	79	-3	19	+3
PL 	18	+2	50	+2	18	-2	7	-2	7	68	+4	25	-4
PT 	10	-1	48	=	26	+5	12	-4	4	58	-1	38	+1
RO 	11	+2	37	+9	28	-6	19	-7	5	48	+11	47	-13
SI 	22	+2	42	+4	20	-3	12	-4	4	64	+6	32	-7
SK 	18	-1	44	+9	19	-8	13	=	6	62	+8	32	-8
FI 	42	+6	47	=	7	-3	3	-2	1	89	+6	10	-5
SE 	77	+2	18	-2	3	+1	1	-1	1	95	=	4	=
UK 	13	-3	43	-3	26	+4	13	-1	5	56	-6	39	+3






























\*Evolution Sept.-Oct. 2017 - Apr. 2018

**D72.3** Please tell me to what extent you agree or disagree with each of the following statements.  
**(OUR COUNTRY)'s voice counts in the EU (%)**

	Totally agree		Tend to agree		Tend to disagree		Totally disagree		Don't know	Total 'Agree'		Total 'Disagree'	
	EB89.2	Δ*	EB89.2	Δ*	EB89.2	Δ*	EB89.2	Δ*		EB89.2	Δ*	EB89.2	Δ*
<b>EU28</b> 	22	-2	41	+2	20	-1	11	-1	6	63	=	31	-2
<b>EURO AREA</b>	25	-3	41	+3	18	-1	11	-1	5	66	=	29	-2
<b>NON-EURO AREA</b>	16	-1	40	=	24	-1	11	-1	9	56	-1	35	-2
BE 	16	-6	57	+6	18	-1	6	=	3	73	=	24	-1
BG 	10	-4	40	+5	20	-2	17	-2	13	50	+1	37	-4
CZ 	7	+2	28	-2	39	-2	22	+3	4	35	=	61	+1
DK 	50	+3	38	+1	8	-3	1	-2	3	88	+4	9	-5
DE 	53	-8	36	+4	5	+2	3	+1	3	89	-4	8	+3
EE 	6	-2	54	+4	23	-3	8	-2	9	60	+2	31	-5
IE 	20	=	53	+4	16	-4	5	-2	6	73	+4	21	-6
EL 	3	+1	22	+7	43	+7	29	-17	3	25	+8	72	-10
ES 	6	=	43	-2	33	+3	12	=	6	49	-2	45	+3
FR 	30	-4	48	+2	9	-2	6	=	7	78	-2	15	-2
HR 	22	+3	42	+4	18	-6	11	-4	7	64	+7	29	-10
IT 	5	=	31	+4	30	-4	25	-5	9	36	+4	55	-9
CY 	6	+2	32	+2	31	-3	27	-2	4	38	+4	58	-5
LV 	5	-2	45	+2	29	-3	13	=	8	50	=	42	-3
LT 	4	-3	57	+5	22	-4	8	-1	9	61	+2	30	-5
LU 	29	-10	47	+5	14	+4	4	-1	6	76	-5	18	+3
HU 	9	=	49	+5	24	-6	14	=	4	58	+5	38	-6
MT 	11	-14	57	+3	21	+6	5	+3	6	68	-11	26	+9
NL 	39	-1	47	+2	10	-2	2	=	2	86	+1	12	-2
AT 	23	+2	43	-1	23	-3	8	+1	3	66	+1	31	-2
PL 	14	+4	48	+1	23	-8	5	-1	10	62	+5	28	-9
PT 	8	=	61	+15	15	-14	7	-5	9	69	+15	22	-19
RO 	11	-3	36	+3	28	=	17	-1	8	47	=	45	-1
SI 	17	+4	37	+2	29	-4	13	-3	4	54	+6	42	-7
SK 	14	=	38	+1	26	-5	13	-1	9	52	+1	39	-6
FI 	28	=	48	+1	16	-3	5	+1	3	76	+1	21	-2
SE 	54	+5	34	-7	7	+2	3	=	2	88	-2	10	+2
UK 	12	-6	39	=	25	+2	13	=	11	51	-6	38	+2

\*Evolution Mar. 2017 - Apr. 2018






























**D73.1** At the present time, would you say that, in general, things are going in the right direction or in the wrong direction, in...?  
(OUR COUNTRY) (%)

		Things are going in the right direction		Things are going in the wrong direction		Neither the one nor the other (SPONTANEOUS)		Don't know
		EB89.2	Δ*	EB89.2	Δ*	EB89.2	Δ*	
EU28		35	+3	48	-1	10	=	7
EURO AREA		35	+4	48	-2	10	=	7
NON-EURO AREA		36	+3	47	-1	10	=	7
BE		38	=	50	-3	11	+4	1
BG		33	+5	44	-8	12	=	11
CZ		42	+1	41	-2	12	+1	5
DK		47	+1	33	=	17	+2	3
DE		47	+6	37	-3	10	-2	6
EE		34	-11	27	+6	31	+8	8
IE		74	-1	13	=	7	+1	6
EL		9	+1	79	-4	9	+4	3
ES		20	-1	69	+5	8	-2	3
FR		31	+6	50	-3	8	+2	11
HR		19	=	73	=	5	+1	3
IT		22	+6	58	-3	9	-4	11
CY		34	+7	44	+1	17	-3	5
LV		27	-5	45	+2	19	+2	9
LT		32	+5	43	-3	20	+2	5
LU		64	+2	11	-5	16	+2	9
HU		47	+13	40	-6	9	-1	4
MT		58	-6	20	+8	15	-2	7
NL		59	=	26	+2	12	=	3
AT		52	+8	30	-5	14	-2	4
PL		43	+5	37	-4	11	+3	9
PT		57	=	15	+1	15	=	13
RO		24	-1	63	+1	5	-1	8
SI		30	+1	39	-3	26	+5	5
SK		22	-7	64	+12	6	-4	8
FI		53	+1	31	-4	10	+2	6
SE		42	-1	42	+3	12	-1	4
UK		31	+1	50	=	11	-2	8

\*Evolution Sept.-Oct. 2017 - Apr. 2018

**D73.2** At the present time, would you say that, in general, things are going in the right direction or in the wrong direction, in...?

**The European Union (%)**

		Things are going in the right direction		Things are going in the wrong direction		Neither the one nor the other (SPONTANEOUS)		Don't know
		EB89.2	Δ*	EB89.2	Δ*	EB89.2	Δ*	
EU28		32	+1	42	-2	12	+1	14
EURO AREA		31	+1	44	=	12	=	13
NON-EURO AREA		35	+3	37	-6	13	+2	15
BE		32	-4	52	-1	13	+6	3
BG		47	-1	25	+3	13	+1	15
CZ		28	+2	51	-6	13	+3	8
DK		33	-3	35	+1	24	+7	8
DE		38	-1	39	=	13	=	10
EE		31	-9	20	=	29	+6	20
IE		62	+3	18	-4	9	+1	11
EL		15	-1	68	-1	12	+4	5
ES		26	+1	56	+5	9	-3	9
FR		23	+1	46	-1	10	+3	21
HR		37	=	46	-1	8	=	9
IT		24	+3	49	-1	11	-4	16
CY		25	+1	45	+5	20	=	10
LV		37	-4	27	+2	19	+3	17
LT		53	+7	15	-4	19	+2	13
LU		32	-10	32	+4	23	+3	13
HU		39	+1	42	+1	12	+3	7
MT		42	+1	15	+4	30	=	13
NL		41	-5	34	+4	17	+2	8
AT		34	+1	41	-5	18	+3	7
PL		42	+5	26	-9	15	+5	17
PT		46	+4	15	-3	18	+1	21
RO		52	+14	26	-16	7	-1	15
SI		36	+1	29	-4	26	+6	9
SK		31	-2	48	+7	9	-4	12
FI		34	-9	35	-1	16	+6	15
SE		30	-2	45	+4	13	-2	12
UK		24	+1	45	-5	13	+1	18

\*Evolution Sept.-Oct. 2017 - Apr. 2018

## DEMOCRACY ON THE MOVE: ONE YEAR TO GO TO THE EUROPEAN ELECTIONS

This Eurobarometer survey of the European Parliament (EP/EB 89.2) was carried out in all 28 Member States of the European Union, from 11 until 22 April 2018, by

# KANTAR PUBLIC

The EP Eurobarometer monitors European citizens' opinions on the EU membership and its benefits, on their attitudes towards the European Parliament, its priorities, actions and mission. It also sheds light on the role of the EU in tackling major threats and protecting the main achievements cherished by its citizens.

The present part II of the study contains the survey results for all questions and all countries.

**This is a publication of the  
Public Opinion Monitoring Unit  
Directorate-General for Communication  
European Parliament**

PE 621.867

ISBN: 978-92-846-2892-6

DOI: 10.2861/9169

QA-04-18-447-EN-N

The content of this document is the sole responsibility of the author and any opinions expressed therein do not necessarily represent the official position of the European Parliament. It is addressed to the Members and staff of the EP for their parliamentary work.

© European Union 2018