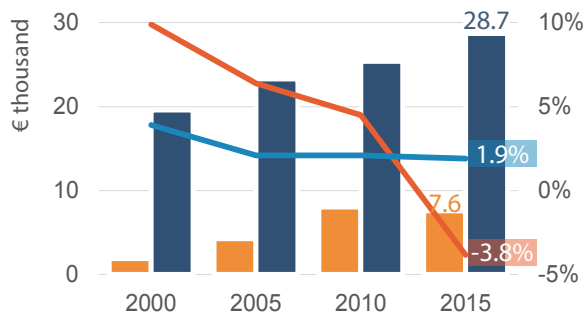


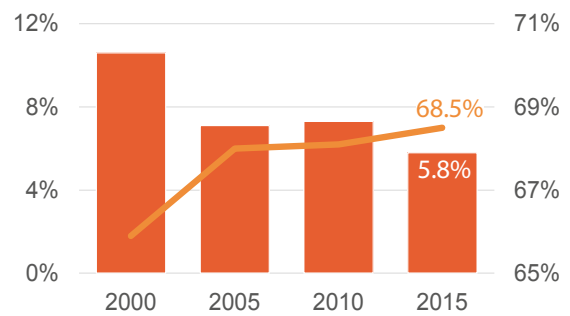
Russia: Economic indicators and trade with EU

GDP per capita (€) and annual growth (%) in Russia and the EU-28



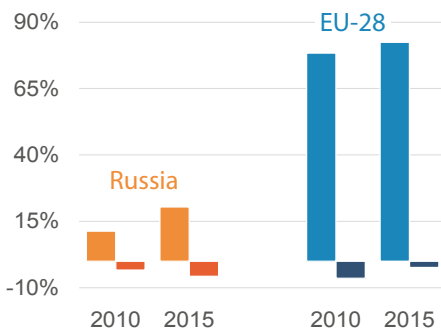
GDP per capita (left axis) Russia (orange bar), EU-28 (dark blue bar)
GDP growth (right axis) Russia (orange line), EU-28 (blue line)

Russian total unemployment and female labour market participation

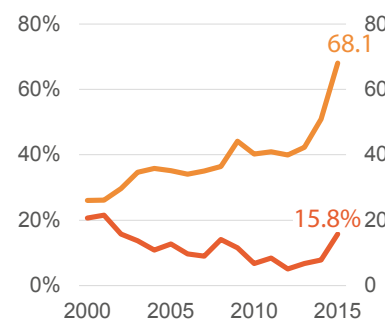


Total unemployment (left axis) (orange bar)
Female labour force participation (right axis) (orange line)

Public finances, monetary and financial data

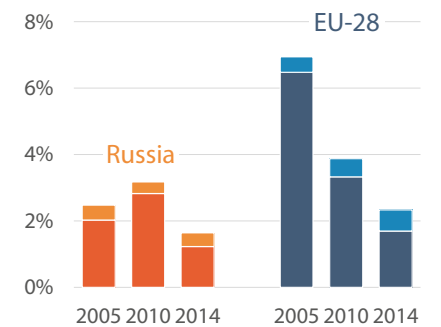


Public debt (% of GDP) (orange bar), Surplus/deficit (% of GDP) (dark blue bar)



Rouble/euro exchange rate (orange line), Inflation rate RUS (%) (red line)

FDI and remittances to Russia and the EU-28



Remittances received (% of GDP) (orange bar), FDI net inflows (% of GDP) (dark blue bar)

Russian business environment and socio-economic indicators



Rank

The **Ease of Doing Business's** 'distance to frontier' score assesses the overall level of regulatory performance of a country. It ranges from 0='lowest performance' to 100='the frontier', the best performance observed worldwide at each year.

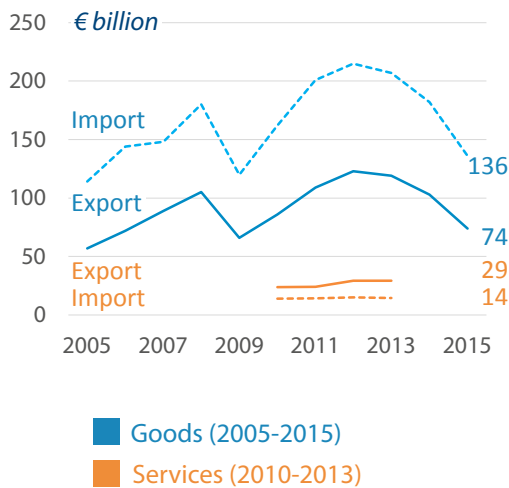
The **Human Development Index** (HDI) measures the average achievement in key dimensions of human development. It is based on life expectancy at birth, average duration of education and GDP per capita. It ranges from 0 to 100. 'High human development countries' (UN) are in the range between 70 and 80.

The **Corruption Perception Index** measures the perceived levels of public sector corruption worldwide. Scores range from 0 (highly corrupt) to 100 (very clean). In 2015, two thirds of the countries score below 50.

The **GINI Index** measures the deviation of the distribution of income among individuals or households within a country from a perfectly equal distribution. It is hence a measure of inequality in income distribution. A value of 0 represents absolute equality, a value of 100 absolute inequality.

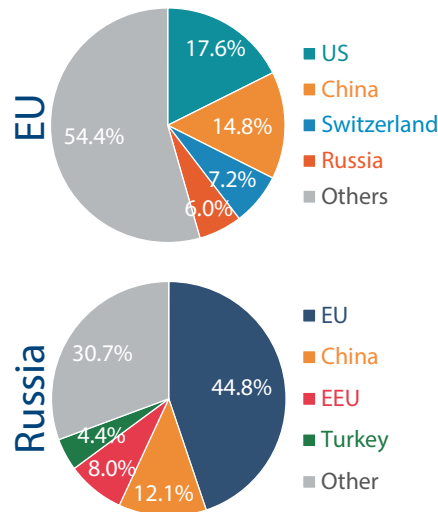


EU trade with Russia



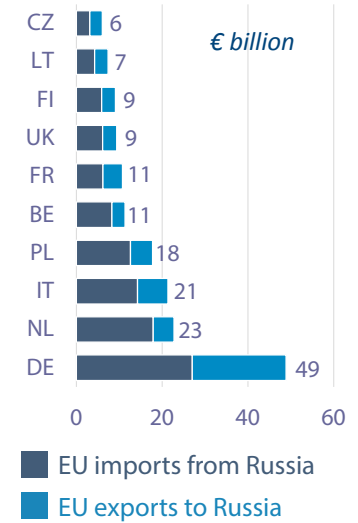
Main trade partners (2015)

Trade in goods, exports plus imports

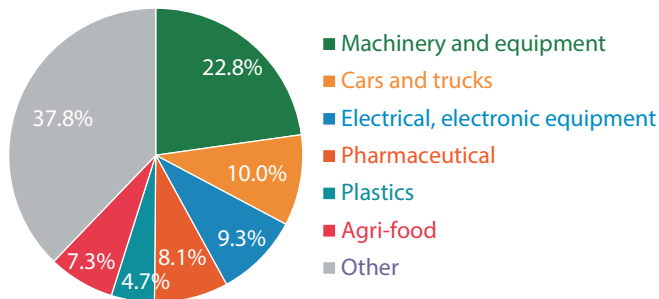


Top EU partners (2015)

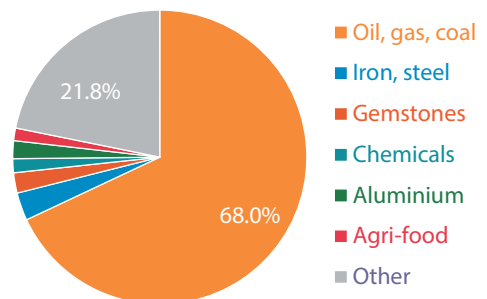
Trade in goods



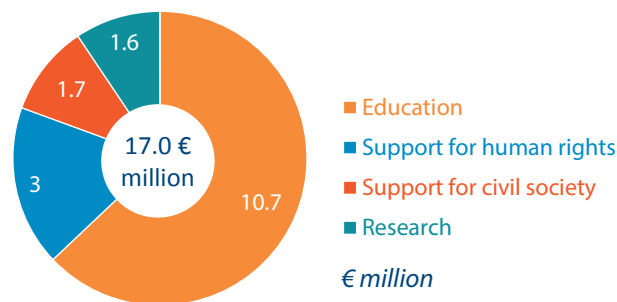
EU exports to Russia (2015)



Russian exports to EU (2015)



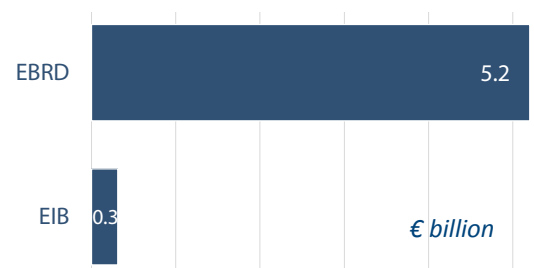
EU grants paid to Russian beneficiaries (2015)



Preferential loans to Russia

Outstanding loans as of March 2016.

No new loans issued to Russia since July 2014



EU grants paid to Russia in 2014 amount to 0.2% of total EU grants

Notes

GlobalStat is a project developed by the European University Institute's Global Governance Programme (Italy) and the Francisco Manuel dos Santos Foundation (Portugal). Data sources for page 1: GDP figures, inflation and exchange rates are from IMF WEO (April 2016) and Eurostat (2016); Labour market data are from ILO KILM (2015); FDI and remittances data are estimates from World Bank staff based on IMF BoP data (2016); HDI and GINI indexes are from UNDP HDR (2015) and are re-scaled (*) from 0-1 to 0-100 for better comparability; CPI is from Transparency International (2015); Doing Business data are from the World Bank Group - Doing Business Unit (2016).

Data sources for page 2: EU trade with Russia, Main trade partners (EU), Top 10 Member States partners (goods), EU exports to Russia (%) and Russian exports to EU (%) are from ComExt, Eurostat; main trade partners (Russia) are from Russian Federal State Statistics Service (FSSS); EEU = Eurasian Economic Union; EU grants paid to Russian beneficiaries (2015) are from European Commission. Preferential loans to Russia are from European Bank for Reconstruction and Development (EBRD) and European Investment Bank (EIB).

Disclaimer and Copyright. The content of this document is the sole responsibility of the authors and any opinions expressed therein do not necessarily represent the official position of the European Parliament or of the European University Institute. It is addressed to the Members and staff of the EP for their parliamentary work. Reproduction and translation for non-commercial purposes are authorised, provided the source is acknowledged and the European Parliament and GlobalStat are given prior notice and sent a copy. © European Union & GlobalStat, 2016.

eprs@ep.europa.eu (mail) – <http://www.eprs.ep.parl.union.eu> (intranet) – <http://www.europarl.europa.eu/thinktank> (internet) – <http://epthinktank.eu> (blog)
 globalstat@eui.eu (mail) – <http://www.globalstat.eu> (internet)