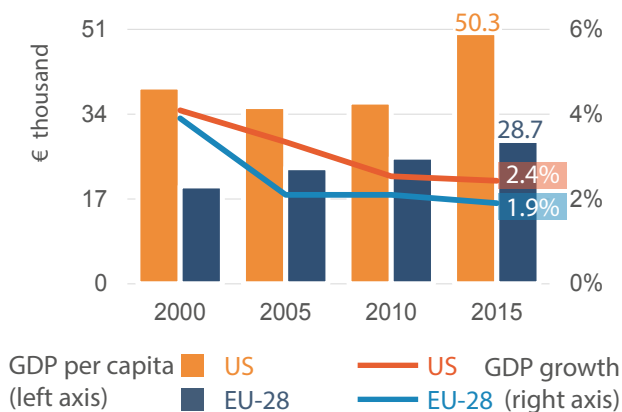
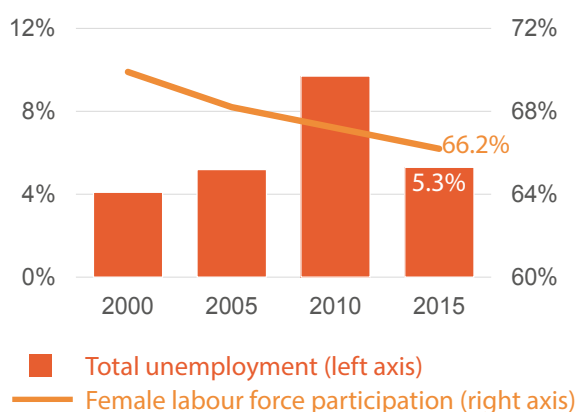


US: Economic indicators and trade with the EU

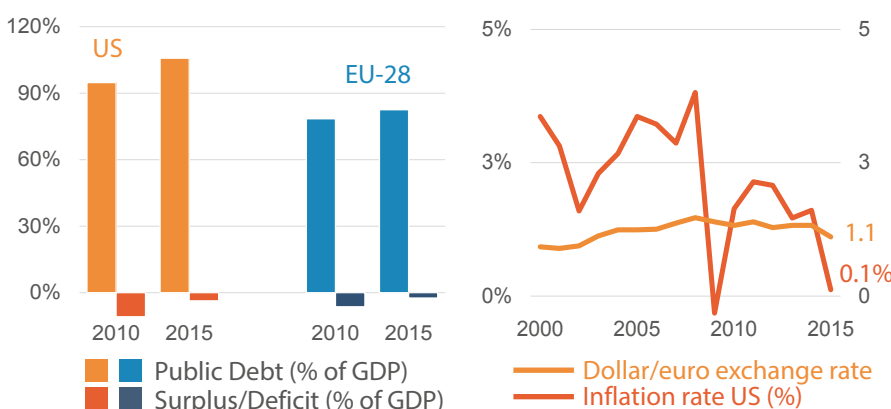
GDP per capita (€) and annual growth (%) in the US and the EU-28



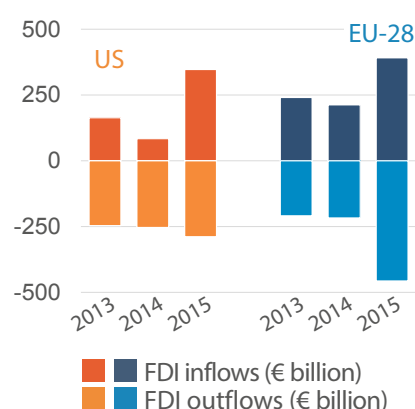
US total unemployment and female labour force market participation



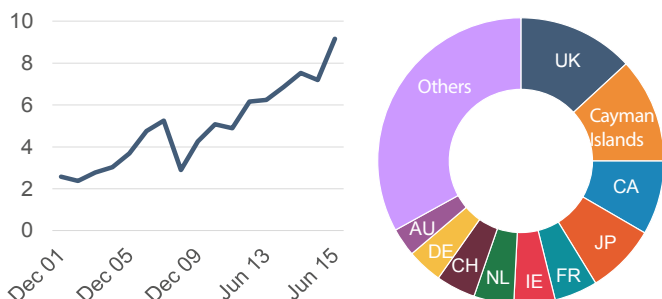
Public finances, monetary and financial data



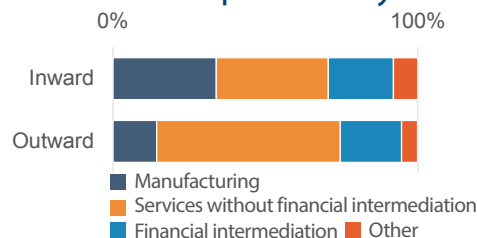
FDI in- and out-flows in the US and EU-28



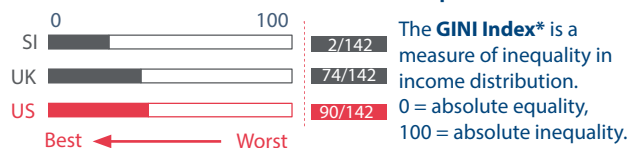
US Portfolio Investment Assets: trends and top 10 destinations in 2015



US FDI composition by sector



GINI Index (average value 2005-2013): US and EU worst and best performers



Portfolio investment is defined as cross-border transactions and positions involving debt or equity securities, other than those included in direct investment or reserve assets. FDI is excluded.

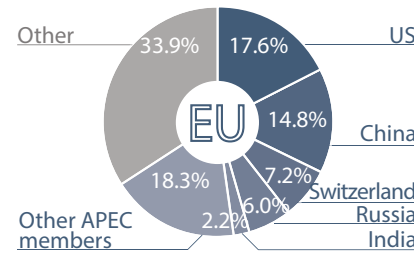


EU trade with the US



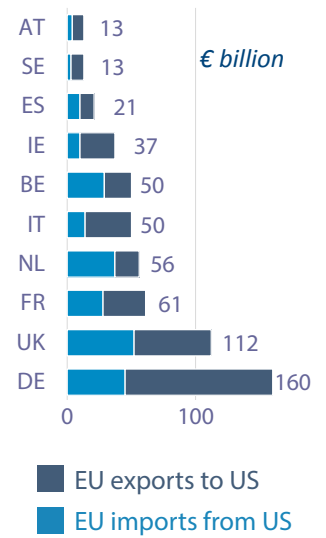
Main trade partners (2015)

Trade in goods, exports plus imports

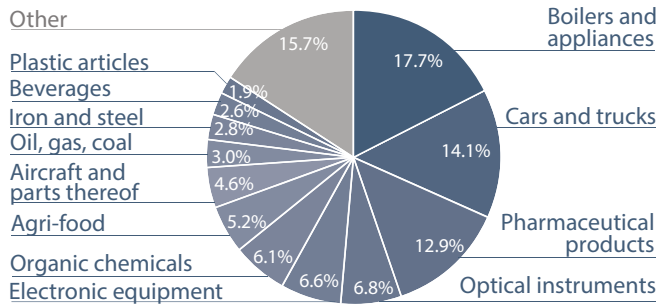


Top EU partners (2015)

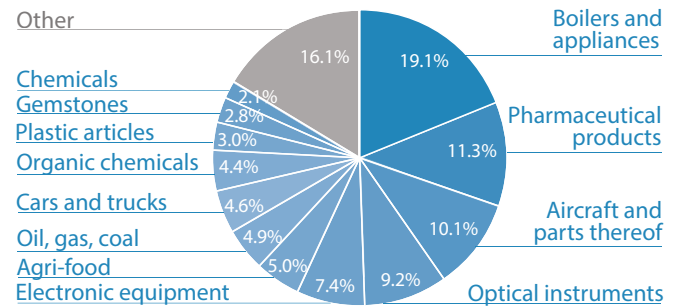
Trade in goods



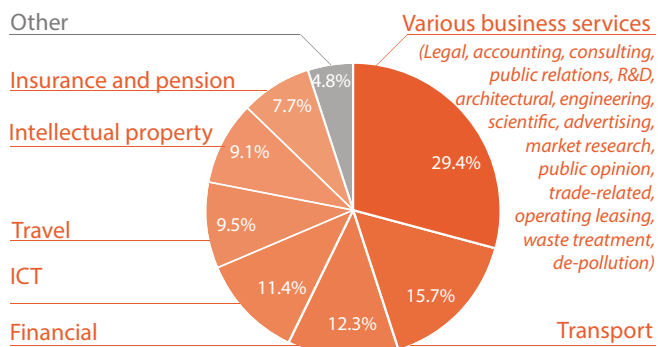
EU exports of goods to the US (2015)



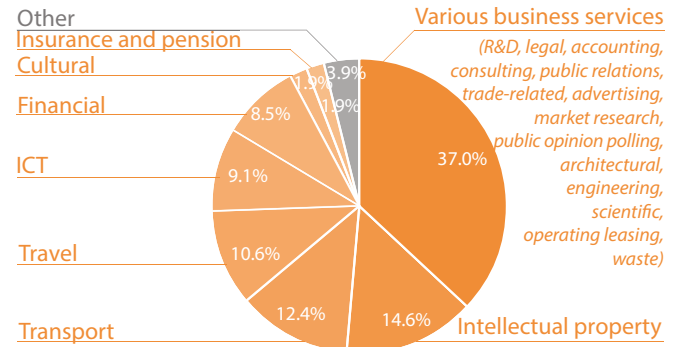
EU imports of goods from US (2015)



EU exports of services to the US (2014)



EU imports of services from US (2014)



Notes

GlobalStat is a project developed by the European University Institute's Global Governance Programme (Italy) and the Francisco Manuel dos Santos Foundation (Portugal). Data sources for page 1: GDP figures, inflation and exchange rates are from IMF WEO (April 2016) and Eurostat (2016); Labour market data are from ILO KILM (2015); FDI in- & out-flows and by sector are from the OECD FDI Statistics (2016); GINI index is an average value for the period 2005-2013 as reported in the UNDP HDR (2015), and (*) is re-scaled from 0-1 to 0-100 for better comparability; Portfolio Investment data are from IMF Coordinated Portfolio Investment Survey (CPIS). Data sources for page 2: EU trade with US, Main trade partners (EU, 2015), Top MS partners (2015), EU exports/imports of goods to/from the US (% 2015) and EU exports/imports of services to/from the US (% 2014) are from ComExt, Eurostat; main trade partners (US) are from IMF.

Disclaimer and Copyright. The content of this document is the sole responsibility of the authors and any opinions expressed therein do not necessarily represent the official position of the European Parliament and of the European University Institute. It is addressed to the Members and staff of the EP for their parliamentary work. Reproduction and translation for non-commercial purposes are authorised, provided the source is acknowledged and the European Parliament and GlobalStat are given prior notice and sent a copy. © European Union & GlobalStat, 2016.

eprs@ep.europa.eu (mail) – <http://www.eprs.ep.parl.union.eu> (intranet) – <http://www.europarl.europa.eu/thinktank> (internet) – <http://epthinktank.eu> (blog) – globalstat@eui.eu (mail) – <http://www.globalstat.eu> (internet)