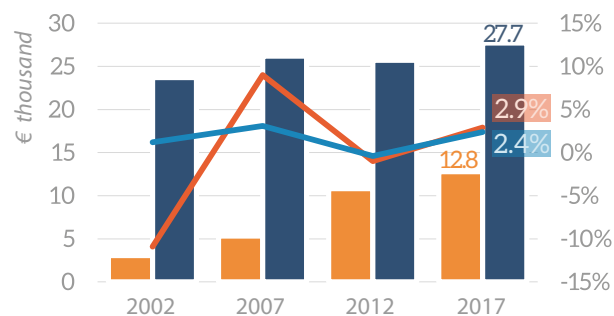


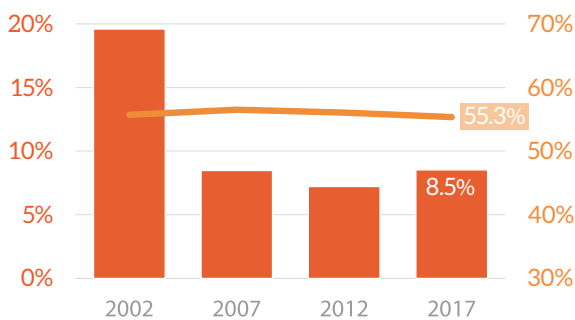
Argentina: Economic indicators and trade with EU

GDP per capita (€) and annual growth (%) in Argentina and the EU-28



GDP per capita (left axis) Argentina EU-28 Argentina GDP growth (right axis) EU-28

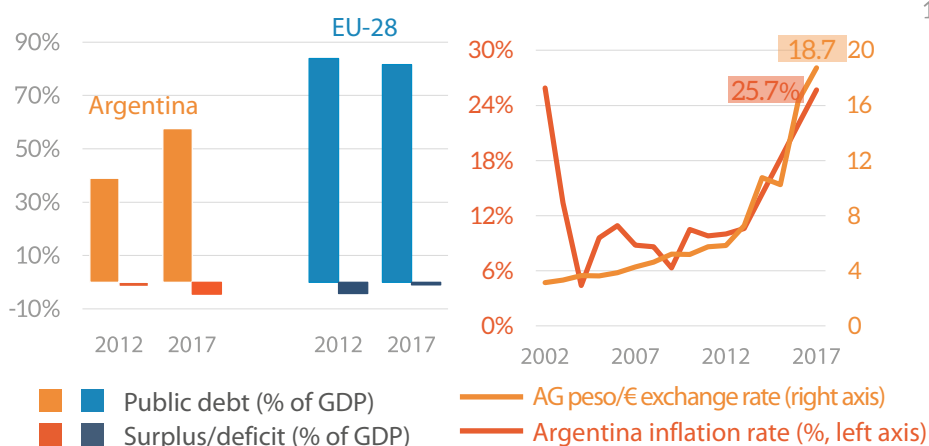
Argentina total unemployment and female labour market participation



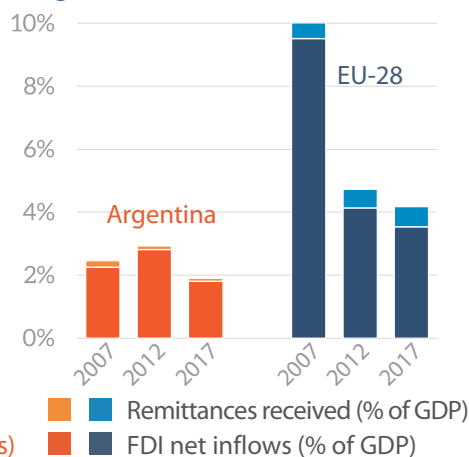
Total unemployment (left axis) Female labour force participation (right axis)

EU-28 (2017)	7.6%
EU-28 (2017)	51.0%

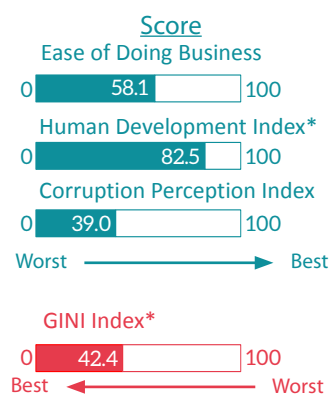
Public finances, monetary and financial data



FDI and remittances to Argentina and the EU-28



Argentina business environment and socio-economic indicators



The **Ease of Doing Business's** 'distance to frontier' score assesses the overall level of regulatory performance of a country. It ranges from 0='lowest performance' to 100='the frontier', the best performance observed worldwide each year.

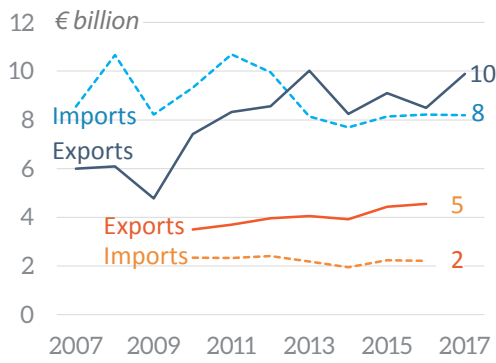
The **Human Development Index (HDI)** measures the average achievement in key dimensions of human development. It is based on life expectancy at birth, average duration of education and GDP per capita. It ranges from 0 to 100. 'High human development countries' (UN) are in the range between 70 and 80.

The **Corruption Perception Index** measures the perceived levels of public-sector corruption worldwide. Scores range from 0 (highly corrupt) to 100 (very clean). In 2017, two thirds of countries scored below 50.

The **GINI Index** measures the deviation of the distribution of income among individuals or households within a country from a perfectly equal distribution. It is hence a measure of inequality in income distribution. A value of 0 represents absolute equality, a value of 100 absolute inequality.



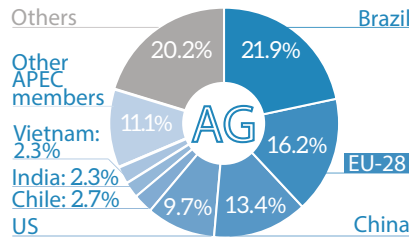
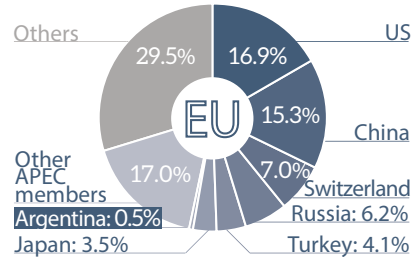
EU trade with Argentina



Goods (2007-2017) Services (2010-2016)
 — Exports — Exports
 - - - Imports - - - Imports

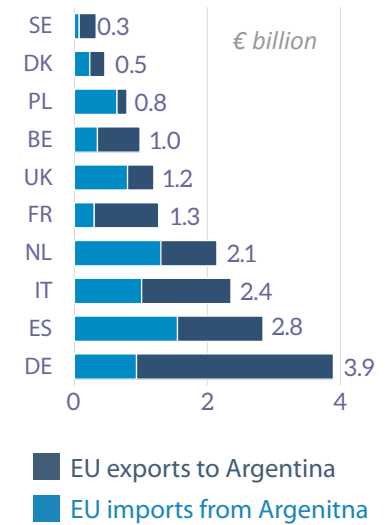
Main trade partners (2017)

Trade in goods, exports plus imports

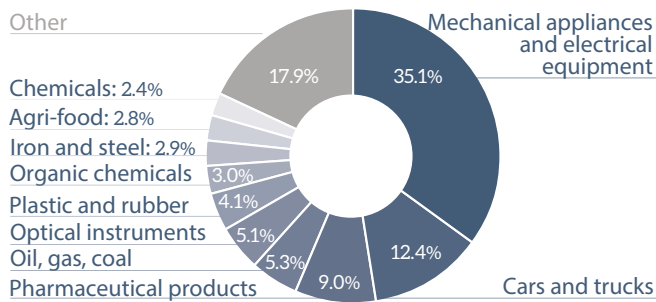


Top EU partners (2017)

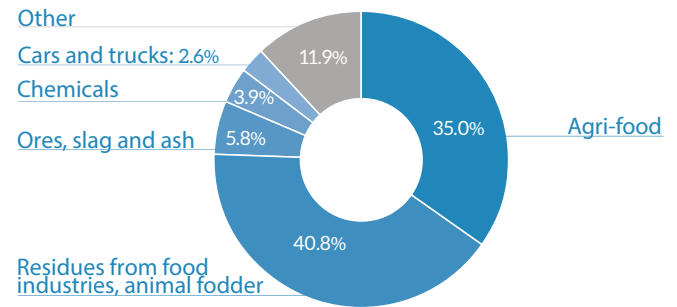
Trade in goods



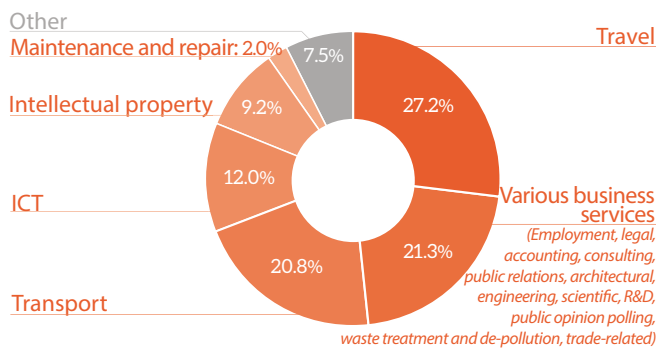
EU exports of goods to Argentina (2017)



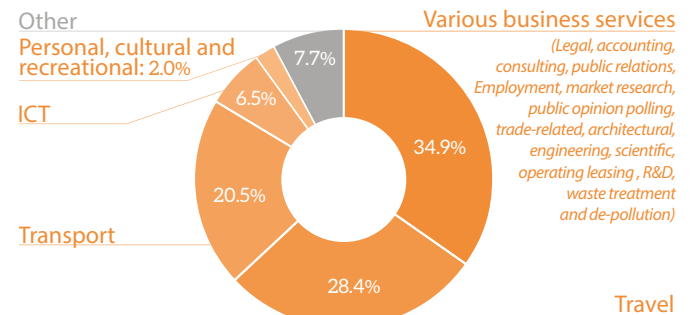
EU imports of goods from Argentina (2017)



EU exports of services to Argentina (2016)



EU imports of services from Argentina (2016)



Notes

GlobalStat is a project developed by the European University Institute's Global Governance Programme (Italy) and the Francisco Manuel dos Santos Foundation (Portugal). Data sources for page 1: GDP figures and inflation are from IMF WEO (October 2017) and Eurostat (2018); Labour market data are from World Bank WDI based on ILO KILM (2017); FDI and remittances data are estimates from World Bank staff based on IMF BoP data (2017); HDI and GINI index is an average value for the period 2010-2017 as reported in the UNDP HDR (2017), and (*) is re-scaled from 0-1 to 0-100 for better comparability. Data sources for page 2: EU trade with Argentina, Main trade partners (EU), Top EU partners (goods), EU exports of goods to Argentina (%) and EU imports of goods from Argentina (%) are from ComExt, Eurostat; Other APEC members = Australia, Brunei Darussalam, Canada, Chile, Hong Kong, Indonesia, Malaysia, Mexico, New Zealand, Papua New Guinea, Peru, Philippines, Singapore, South Korea, Taiwan, Thailand and Vietnam; Trade in services are from Eurostat; Main trade partners (Argentina) are from IMF; Other APEC members = Australia, Brunei Darussalam, Canada, Hong Kong, Indonesia, Japan, South Korea, Malaysia, New Zealand, Papua New Guinea, Peru, Philippines, Russia, Singapore, Taiwan and Thailand.

This is an updated edition of an 'At a Glance' note published in September 2016.

This document is prepared for, and addressed to, the Members and staff of the European Parliament as background material to assist them in their parliamentary work. The content of the document is the sole responsibility of its author(s) and any opinions expressed herein should not be taken to represent an official position of the Parliament. Reproduction and translation for non-commercial purposes are authorised, provided the source is acknowledged and the European Parliament is given prior notice and sent a copy. © European Union & GlobalStat, 2018.