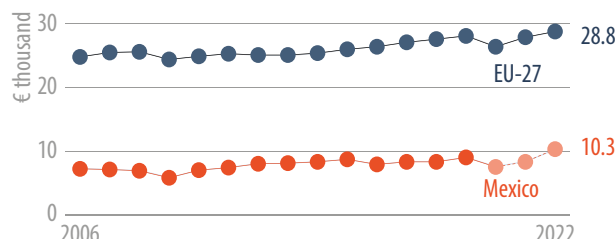
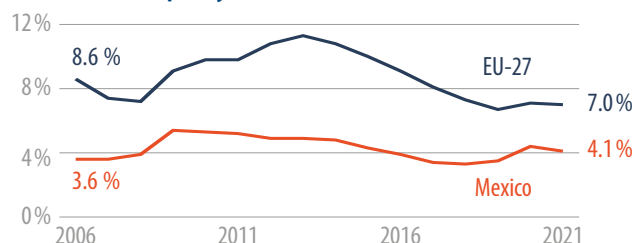


Mexico: Economic indicators and trade with EU

Gross domestic product (GDP) per capita

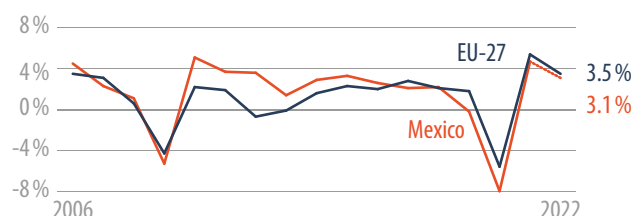


Total unemployment rate (% of total labour force)



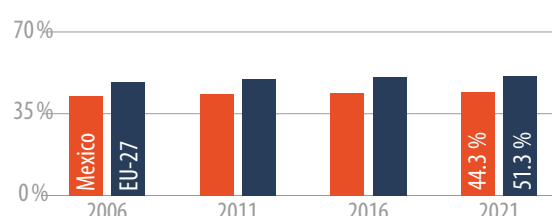
GDP growth

(Annual change, %)



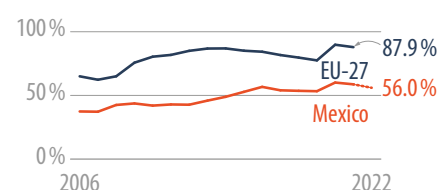
Female labour force participation rate

(% of female population aged 15+)

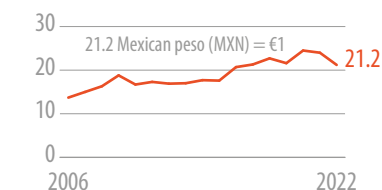


Public finances, monetary and financial data

Public debt (% of GDP)

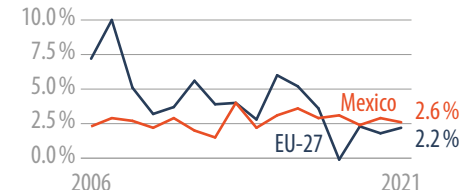


Mexican peso/€ exchange rate

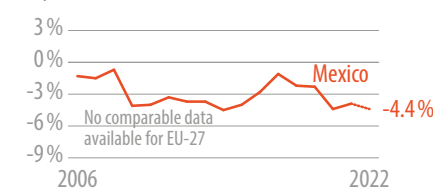


FDI and remittances

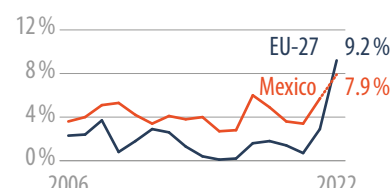
Foreign direct investment (FDI) net inflows (% of GDP)



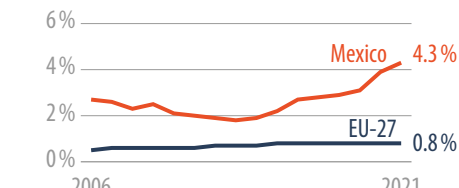
Surplus/deficit (% of GDP)



Inflation rate



Remittances received (% of GDP)



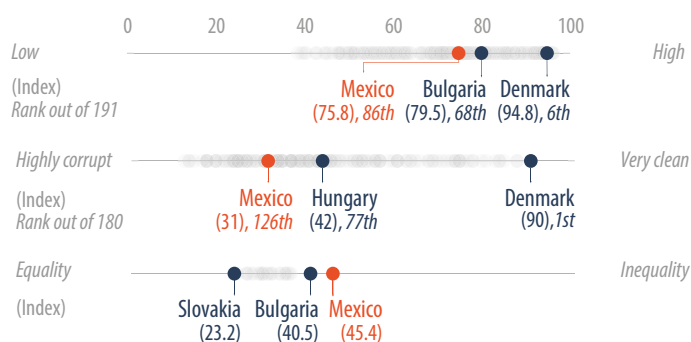
Mexico's business environment and socio-economic indicators

The **Human Development Index (HDI)** measures average achievement in key dimensions of human development. It is based on life expectancy at birth, average duration of education and GDP per capita. It ranges from 0 to 100. 'High human development countries' (UN) are in the range between 70 and 80. Data values are for 2021.

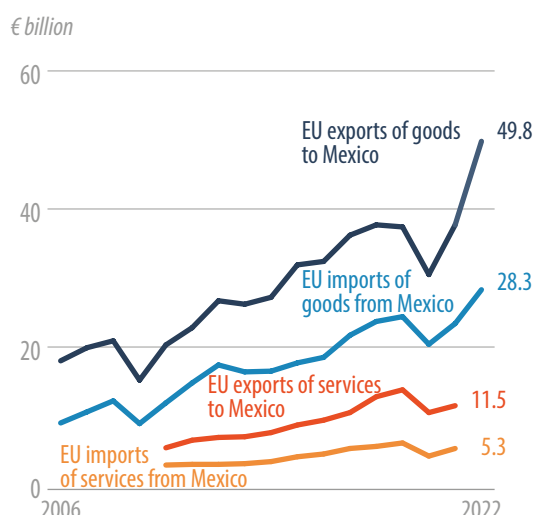
The **Corruption Perception Index** measures perceived levels of public sector corruption worldwide. Scores range from 0 (highly corrupt) to 100 (very clean). Data values are for 2022.

The **GINI index** measures deviation in distribution of income among individuals or households within a country from a perfectly equal distribution. It is a measure of inequality in income distribution. A value of 0 represents absolute equality, a value of 100 absolute inequality. Selected data values are for 2020 (Bulgaria and Mexico) and for 2019 (Slovakia).

EU Member States with the highest and lowest values are labelled for comparison. Background data values are for the world (HDI, CPI), or for the 27 EU Member States (GINI).

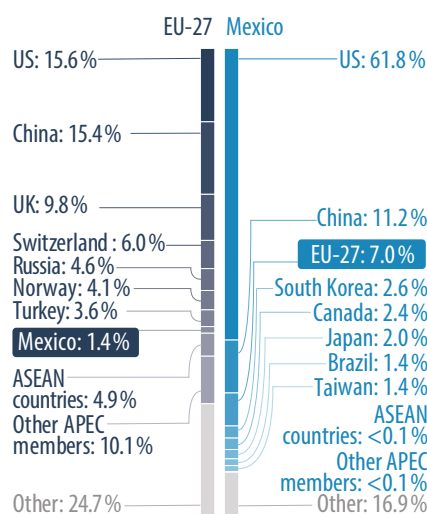


EU trade with Mexico



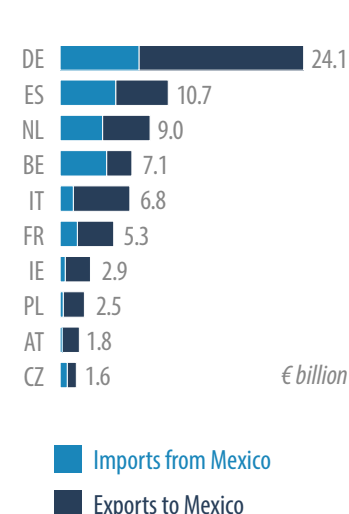
Main trade partners (2022)

Trade in goods, exports plus imports

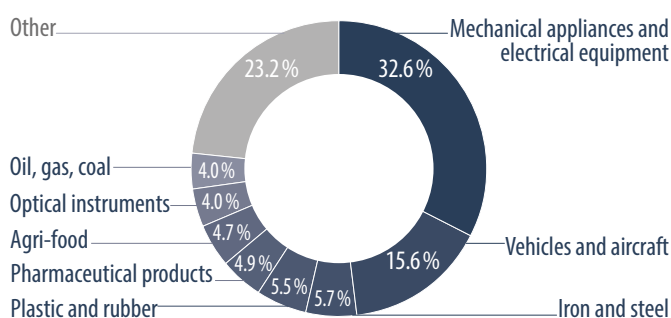


Top EU partners (2022)

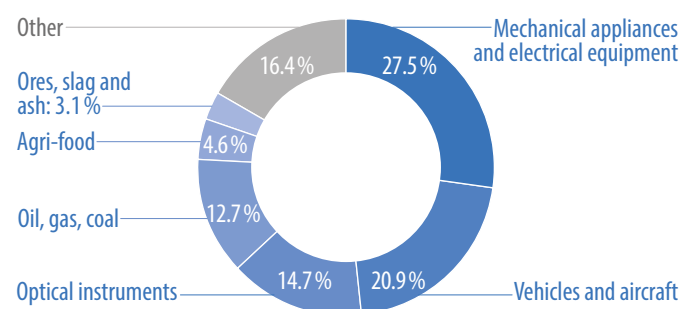
Trade in goods



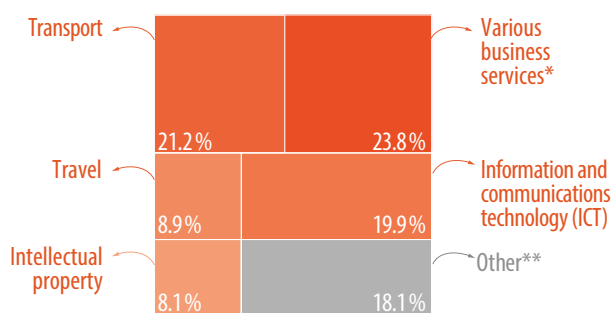
EU exports of goods to Mexico (2022)



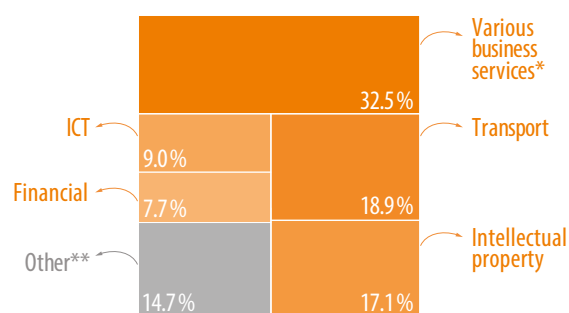
EU imports of goods from Mexico (2022)



EU exports of services to Mexico (2021)



EU imports of services from Mexico (2021)



*Various business services: legal, accounting, consulting, public relations, research and development, architectural, engineering, scientific, advertising, market research, public opinion, trade-related, operating leasing, waste treatment, de-pollution. **Other (both exports and imports): manufacturing, maintenance and repair, insurance and pension, construction, government goods and services, personal, cultural and recreational; (exports also include) financial; (imports also include) travel.

Notes: The GlobalStat database is a project of the European University Institute's Global Governance Programme (Italy). It was developed in cooperation with and supported by initial funding from the Francisco Manuel dos Santos Foundation (Portugal).

Data sources for page 1: GDP figures and inflation are from IMF [WEO](#) (April 2023) and [Eurostat NAMA 10_PC](#) and [PRC_HICP_AIND](#) (April 2023); [labour market](#) data are from World Bank [WDI](#) based on ILO STAT (March 2023); public debt and surplus/deficit are from IMF [WEO](#) (April 2023); exchange rate is from [Eurostat](#) (March 2023); [FDI](#) and [remittances](#) data are estimates from [World Bank](#) staff based on IMF BoP data (March 2023); HDI is from [UNDP](#) (2021); CPI is from [Transparency International](#) (2022); GINI index is from [World Bank](#) (March 2023).

Data sources for page 2: EU trade with Mexico, Main trade partners (EU), Top EU partners (goods), EU exports of goods to Mexico and EU imports of goods from Mexico are from [ComExt, Eurostat](#) (April 2023); Main trade partners (EU) 'ASEAN countries' = Brunei, Cambodia, Indonesia, Laos, Malaysia, Myanmar/Burma, Philippines, Singapore, Thailand, Vietnam; 'Other APEC members' = Australia, Canada, Chile, Hong Kong, Japan, South Korea, New Zealand, Papua New Guinea, Peru, Taiwan; Main trade partners (Mexico) are from [IMF](#) (February 2023); 'ASEAN countries' = Brunei, Cambodia, Laos, Malaysia, Myanmar/Burma, Philippines, Singapore, Thailand, Vietnam; 'Other APEC members' = Australia, Chile, Hong Kong, New Zealand, Papua New Guinea, Peru, Russia; Top EU partners: trade statistics of countries with big ports tend to be over-represented owing to transit goods ([Rotterdam effect](#)); EU exports and imports of services to and from Mexico are from [bop_its6_det](#), Eurostat (April 2023).

Data collected in April and May 2023. This paper updates an 'At a glance' note originally published in May 2018.

This document is prepared for, and addressed to, the Members and staff of the European Parliament as background material to assist them in their parliamentary work. The content of the document is the sole responsibility of its author(s) and any opinions expressed herein should not be taken to represent an official position of the Parliament. Reproduction and translation for non-commercial purposes are authorised, provided the source is acknowledged and the European Parliament is given prior notice and sent a copy. © European Union & GlobalStat, 2023.