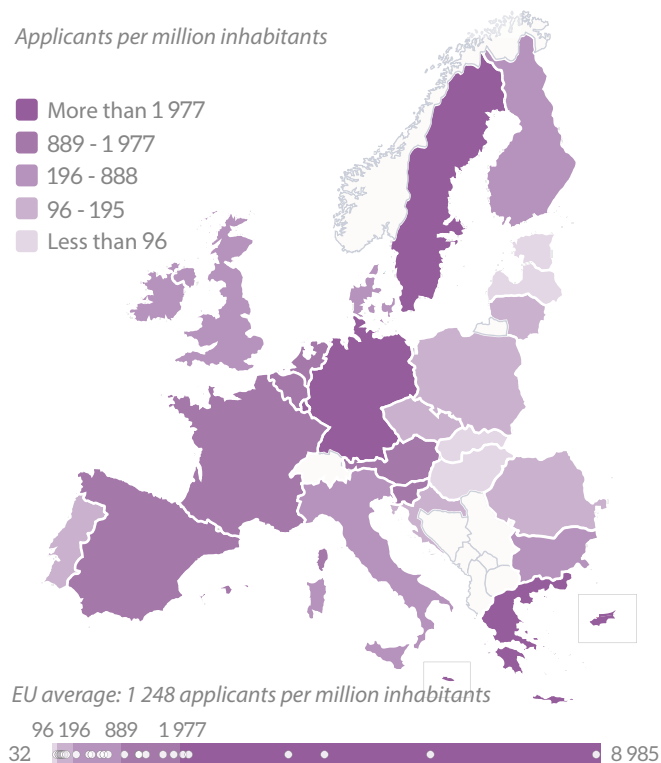


Living in the EU: Asylum and Migration

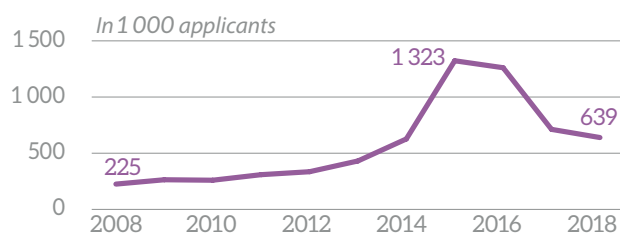
Migration from third countries plays an important role in shaping demography in Member States. In addition to the free movement-based internal population flows, Europe has received large numbers of immigrants from outside Europe for many decades. In this context, recent asylum flows to the European Union might contribute to the mitigation of important demographic challenges, depending on the official recognition of asylum-seekers as refugees, their integration into host societies and their own professional qualifications and experience.

Asylum applicants in the EU (per million inhabitants, 2018)

Applicants per million inhabitants

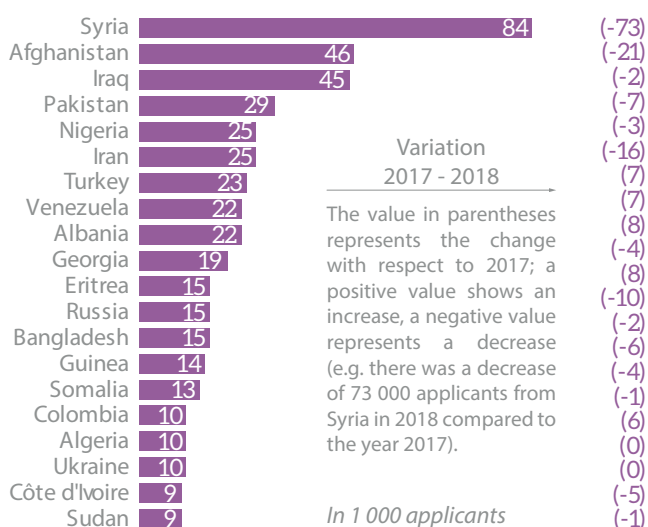


Asylum applicants in the EU (in 1 000 applicants, 2018)

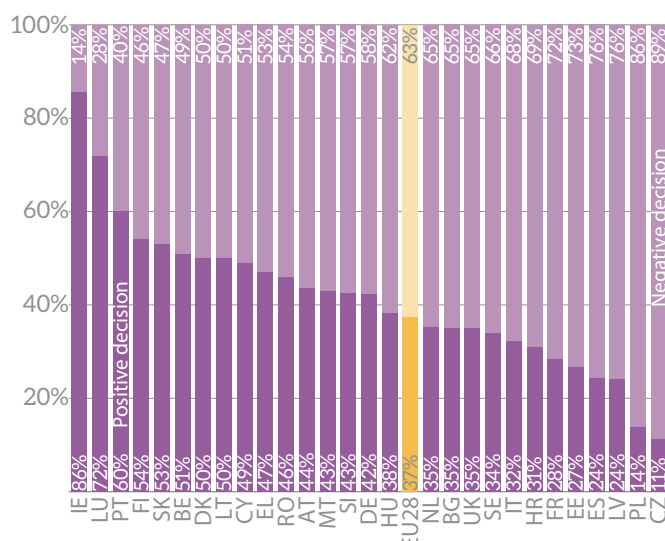


In 1 000 applicants	2014	2015	2016	2017	2018
DE	203	477	745	223	184
FR	64	76	84	99	120
EL	9	13	51	59	67
ES	6	15	16	37	54
IT	65	84	123	129	54
UK	33	40	40	35	38
NL	24	45	21	18	24
BE	23	45	18	18	23
SE	81	162	29	26	22
AT	28	88	42	25	13
Other	91	278	92	44	41

Top 20 countries of origin (in 1 000 applicants, 2018)

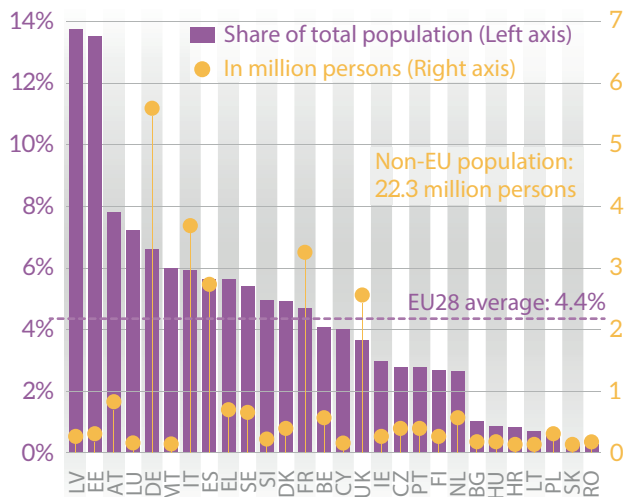


First instance decisions on asylum (2018)



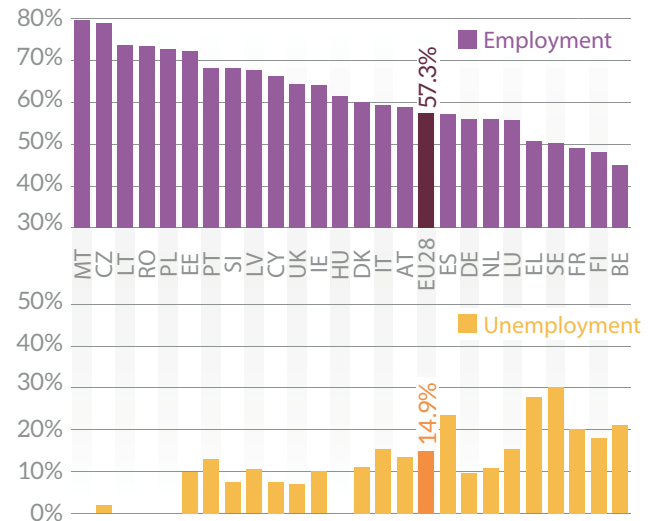
EPRS and GlobalStat

Non-EU population in the Member States (Percentage share and in million persons, 2018)



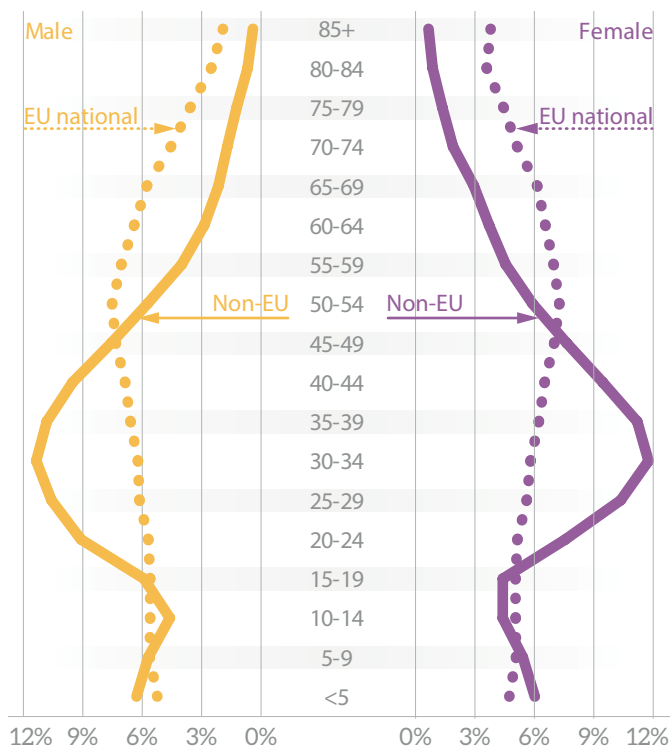
Living in the EU: Asylum and Migration

Labour force - non-EU population (% of non-EU population 15-64 years, 4th quarter 2018)



Note: no data available for Bulgaria, Croatia and Slovakia (both indicators).
No data available for Malta, Lithuania, Romania and Poland (for unemployment).

Age distribution by citizenship - EU and non-EU (Percentage of population, 2018)



Percentages of the non-EU, EU national populations, respectively

Notes

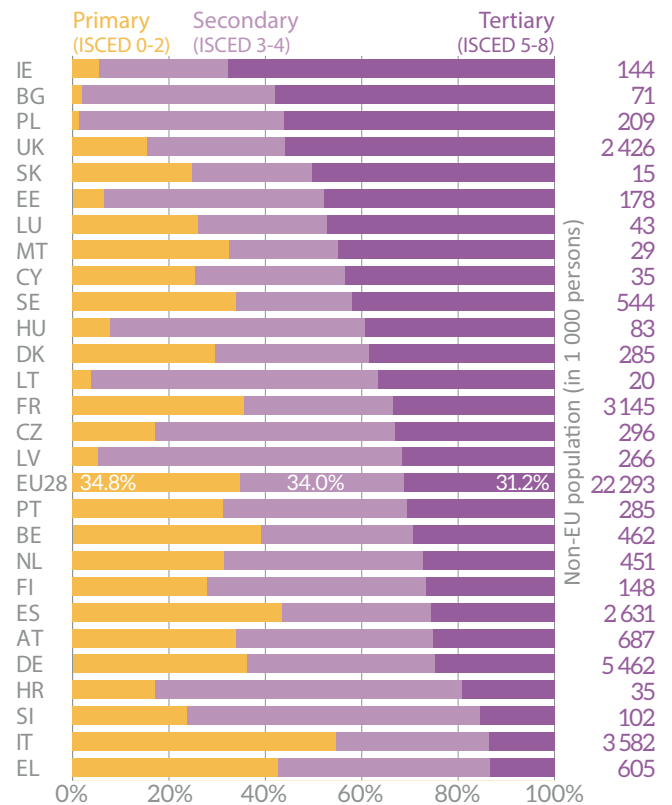
GlobalStat is a project developed by the European University Institute's Global Governance Programme (Italy) and the Francisco Manuel dos Santos Foundation (Portugal).

Data sources for page 1: All data are from Eurostat ([migr_asyappctza](#), [migr_asydcfsta](#)). Data sources for page 2: All data are from Eurostat ([migr-pop1ctz](#), [lfsq_organ](#), [lfsq_organ](#) and [edat_lfs_9912](#)). Extraction date: data were extracted in March/April 2019.

This 'At a glance' note is part of a series 'Living in the EU'. The other issues in the series cover [Climate Change and Energy](#), [European Elections and Democracy](#), [Demography](#), [Education and Health](#), and [the Economy](#).

This document is prepared for, and addressed to, the Members and staff of the European Parliament as background material to assist them in their parliamentary work. The content of the document is the sole responsibility of its author(s) and any opinions expressed herein should not be taken to represent an official position of the Parliament. Reproduction and translation for non-commercial purposes are authorised, provided the source is acknowledged and the European Parliament is given prior notice and sent a copy. © European Union & GlobalStat, 2019.

Non-EU population 25-54 years by education level (2018)



Note: No data available for Romania.