

PARLEMETER 2019

# HEEDING THE CALL BEYOND THE VOTE

A STRONGER PARLIAMENT TO LISTEN TO CITIZENS VOICES

## COMPLETE SURVEY RESULTS


Eurobarometer Survey 92.2 of the European Parliament  
A Public Opinion Monitoring Study
































QB1

In the last 12 months, would you say that your interest in EU affairs has increased, decreased or stayed the same? (% - EU)

		Increased	Decreased	Stayed the same	Don't know
EU28		22	15	62	1
BE		13	16	70	1
BG		12	17	63	8
CZ		9	17	72	2
DK		31	7	61	1
DE		32	11	56	1
EE		11	11	77	1
IE		45	8	46	1
EL		9	18	72	1
ES		15	14	70	1
FR		10	12	77	1
HR		18	15	66	1
IT		13	27	58	2
CY		11	15	72	2
LV		10	10	80	0
LT		10	9	80	1
LU		22	10	64	4
HU		23	13	62	2
MT		24	15	53	8
NL		30	8	62	0
AT		22	17	60	1
PL		17	9	72	2
PT		10	4	83	3
RO		17	22	59	2
SI		12	14	72	2
SK		10	11	79	0
FI		26	7	67	0
SE		35	5	60	0
UK		43	17	38	2

QB2

And would you say that in general the presence of EU affairs in the media has increased, decreased or stayed the same compared to 12 months ago?  
(% - EU)

		Increased	Decreased	Stayed the same	Don't know
EU28		36	11	48	5
BE		34	12	52	2
BG		22	8	53	17
CZ		20	14	62	4
DK		47	8	43	2
DE		47	7	44	2
EE		29	7	57	7
IE		68	2	28	2
EL		15	14	67	4
ES		26	10	61	3
FR		27	10	56	7
HR		35	11	52	2
IT		21	21	54	4
CY		21	10	60	9
LV		21	8	65	6
LT		29	6	62	3
LU		43	8	43	6
HU		33	16	49	2
MT		33	13	42	12
NL		56	8	35	1
AT		36	14	47	3
PL		24	13	60	3
PT		20	3	68	9
RO		25	19	52	4
SI		27	10	58	5
SK		20	11	66	3
FI		50	7	41	2
SE		47	11	38	4
UK		68	7	19	6

QB3






























In general, do you have a very positive, fairly positive, neutral, fairly negative or very negative image of the European Parliament?  
(% - EU)

		Very positive		Fairly positive		Neutral		Fairly negative		Very negative		Don't know	Total 'Positive'		Total 'Negative'	
		October 2019	Δ*	October 2019	Δ*	October 2019	Δ*	October 2019	Δ*	October 2019	Δ*	October 2019	October 2019	Δ*	October 2019	Δ*
EU28		3	-2	30	+3	46	+3	14	-1	5	-1	2	33	+1	19	-2
BE		1	-2	33	=	46	+4	16	=	3	-1	1	34	-2	19	-1
BG		8	-4	38	+3	35	+4	11	-1	3	-2	5	46	-1	14	-3
CZ		1	-2	19	-3	54	+12	19	-2	7	-3	0	20	-5	26	-5
DK		7	+1	42	+9	40	-6	7	-4	3	+1	1	49	+10	10	-3
DE		4	-2	36	+2	45	+2	13	+2	2	-1	0	40	=	15	+1
EE		1	=	28	+6	59	+1	9	+1	1	-1	2	29	+6	10	=
IE		13	-3	39	+5	39	+2	5	-1	2	=	2	52	+2	7	-1
EL		2	-3	26	-1	49	+12	17	=	5	-6	1	28	-4	22	-6
ES		1	=	24	+2	58	+7	12	-4	2	-4	3	25	+2	14	-8
FR		1	-1	23	+5	50	-1	18	+1	6	-1	2	24	+4	24	=
HR		4	-2	27	-2	56	+12	11	-2	1	-6	1	31	-4	12	-8
IT		3	-1	29	-1	41	+7	19	-1	5	-4	3	32	-2	24	-5
CY		4	-2	29	+2	52	+2	9	-1	4	=	2	33	=	13	-1
LV		1	-1	28	+7	60	=	7	-2	2	+1	2	29	+6	9	-1
LT		2	-1	30	+6	60	+1	6	-3	1	-1	1	32	+5	7	-4
LU		5	-3	34	-4	48	+10	9	+2	2	-1	2	39	-7	11	+1
HU		7	+3	33	=	48	+7	9	-7	2	-3	1	40	+3	11	-10
MT		6	=	41	+7	40	-2	5	-1	3	=	5	47	+7	8	-1
NL		2	=	37	+2	40	-2	18	+1	3	=	0	39	+2	21	+1
AT		6	-2	28	+4	46	+3	14	-4	5	-1	1	34	+2	19	-5
PL		5	-2	32	-3	53	+11	7	-3	1	-2	2	37	-5	8	-5
PT		1	+1	48	+5	43	+2	5	-5	0	-1	3	49	+6	5	-6
RO		7	-1	39	+4	41	+5	10	-3	2	-2	1	46	+3	12	-5
SI		3	=	25	+3	55	+5	13	-3	3	-3	1	28	+3	16	-6
SK		2	-1	28	-1	51	+4	14	+1	4	-1	1	30	-2	18	=
FI		1	-1	34	+9	51	-2	12	-2	2	-2	0	35	+8	14	-4
SE		3	-4	45	+2	36	+2	13	+2	3	+1	0	48	-2	16	+3
UK		6	-1	21	+6	40	-1	17	=	13	=	3	27	+5	30	=

\*Evolution October 2019 - September 2018

QB4






























Would you personally like to see the European Parliament play a more important or less important role? (% - EU)

		More important		Less important		No change/ As it is now (SPONTANEOUS)		Don't know
		October 2019	Δ*	October 2019	Δ*	October 2019	Δ*	October 2019
EU28		58	+7	27	+3	5	-9	10
BE		73	=	23	+7	2	-2	2
BG		49	+2	20	+4	10	-7	21
CZ		36	+5	51	+2	2	-5	11
DK		39	+7	38	+3	14	-8	9
DE		64	+12	22	+5	7	-18	7
EE		45	+11	38	+8	6	-13	11
IE		60	+4	21	-1	7	-4	12
EL		77	+7	14	-1	5	-6	4
ES		80	+9	8	-3	3	-8	9
FR		65	+10	18	-5	4	-2	13
HR		56	+6	34	+6	3	-12	7
IT		51	+3	33	+5	4	-10	12
CY		89	-2	5	+2	2	-1	4
LV		69	+13	22	+1	3	-10	6
LT		72	+6	14	+2	6	-7	8
LU		74	+1	13	=	3	-5	10
HU		64	+12	28	+1	3	-12	5
MT		70	+2	11	+5	9	+2	10
NL		57	+4	35	-1	4	-4	4
AT		44	+4	40	+14	11	-18	5
PL		53	+11	32	+14	3	-21	12
PT		72	+2	5	+2	11	+1	12
RO		70	+4	24	+5	2	-6	4
SI		66	+4	23	+5	4	-10	7
SK		39	=	48	+13	3	-12	10
FI		63	+15	30	-2	2	-7	5
SE		52	+1	34	+3	9	-2	5
UK		37	+4	45	+3	5	-2	13

\*Evolution October 2019 - February/March 2019






























QB5a

The EP makes decisions on European legislation which directly impacts every citizen's life. In your opinion which of the following should be given priority by the European Parliament? Firstly? (% - EU)

		Developing a common immigration and integration policy for all Member States	Protecting the EU's external borders	Setting the right conditions for economic growth and investment	Tackling social exclusion and poverty	Safeguarding a stable and successful monetary union with one common currency, the euro	Improving consumer rights as well as the quality and access to health services for all citizens	Providing affordable and safe food for citizens and a fair standard of living for farmers	Combating climate change and preserving our environment, oceans and biodiversity	Developing a sustainable, competitive and secure energy supply for EU Member States	Combating terrorism and organised crime
EU28		6	6	7	12	3	6	4	14	3	9
BE		6	8	6	16	3	6	4	15	3	8
BG		4	6	13	16	2	10	6	4	3	8
CZ		5	15	5	7	1	6	8	9	3	16
DK		5	9	8	8	1	3	2	25	4	10
DE		11	7	4	11	4	4	4	19	2	9
EE		2	12	10	9	5	6	3	8	2	9
IE		4	5	10	12	5	10	5	17	3	5
EL		7	10	9	16	3	6	3	5	2	2
ES		5	4	8	16	2	7	2	14	3	5
FR		2	6	5	15	4	6	4	18	3	12
HR		3	4	12	12	4	7	6	8	2	5
IT		8	5	9	10	4	6	3	9	4	8
CY		6	8	5	13	1	7	1	7	1	9
LV		2	9	12	17	2	9	6	5	2	4
LT		1	3	9	30	2	7	6	9	1	5
LU		7	4	5	16	5	4	4	19	4	8
HU		5	9	9	8	6	10	8	9	4	6
MT		23	9	3	14	1	4	2	16	2	5
NL		9	4	7	8	6	5	5	25	3	10
AT		8	14	5	11	4	5	7	17	4	5
PL		3	6	10	10	3	9	8	10	3	8
PT		2	1	9	20	5	19	4	8	2	4
RO		3	4	9	12	6	10	8	6	3	7
SI		5	9	10	15	2	7	7	9	1	5
SK		3	10	5	11	4	8	7	8	3	8
FI		6	8	7	10	3	5	4	20	3	12
SE		9	3	8	11	1	3	2	32	3	13
UK		5	6	8	9	1	6	3	13	2	14

QB5a

The EP makes decisions on European legislation which directly impacts every citizen's life. In your opinion which of the following should be given priority by the European Parliament? Firstly? (% - EU)






























		Developing a common defence and security policy for all EU Member States	Combating youth unemployment and striving for full employment in all EU countries	Investing in research, science and innovation	Investing in high quality education for our children and future generations	Preserving the European Union's diverse cultural heritage	Other (SPONTANEOUS)	None (SPONTANEOUS)	Refusal (SPONTANEOUS)	Don't know
EU28		4	9	4	7	2	1	0	0	3
BE		3	10	4	7	1	0	0	0	0
BG		4	10	3	5	3	1	0	0	2
CZ		6	5	4	6	3	0	0	0	1
DK		5	3	6	5	4	0	0	0	2
DE		5	4	4	8	2	1	0	0	1
EE		9	5	4	6	6	1	0	0	3
IE		1	9	3	8	2	0	0	0	1
EL		6	19	3	7	1	0	0	0	1
ES		3	14	6	8	1	1	0	0	1
FR		4	9	3	5	1	1	0	0	2
HR		4	18	5	7	2	0	0	0	1
IT		4	15	5	5	2	0	0	0	3
CY		9	18	3	10	2	0	0	0	0
LV		5	10	4	8	3	1	0	0	1
LT		3	10	5	7	1	0	0	0	1
LU		4	9	3	6	1	0	0	0	1
HU		7	7	3	6	3	0	0	0	0
MT		1	3	3	4	3	1	0	1	5
NL		5	2	2	7	1	0	0	0	1
AT		3	5	4	6	2	0	0	0	0
PL		8	7	4	4	3	1	0	0	3
PT		2	13	3	5	1	0	1	0	1
RO		5	9	4	10	2	0	0	0	2
SI		2	12	4	6	2	1	1	1	1
SK		6	11	6	5	3	0	0	1	1
FI		5	5	3	7	1	0	0	0	1
SE		3	1	3	5	1	1	0	0	1
UK		2	5	3	8	3	1	1	1	9



QB5b

And then? (MAX. 2 ANSWERS)






























(% - EU)

		Developing a common immigration and integration policy for all Member States	Protecting the EU's external borders	Setting the right conditions for economic growth and investment	Tackling social exclusion and poverty	Safeguarding a stable and successful monetary union with one common currency, the euro	Improving consumer rights as well as the quality and access to health services for all citizens	Providing affordable and safe food for citizens and a fair standard of living for farmers	Combating climate change and preserving our environment, oceans and biodiversity	Developing a sustainable, competitive and secure energy supply for EU Member States	Combating terrorism and organised crime
EU28		12	9	11	19	7	12	11	19	8	15
BE		12	10	10	22	8	10	12	23	7	17
BG		9	11	16	21	6	19	13	9	7	15
CZ		6	20	8	12	4	12	15	14	7	24
DK		12	14	11	16	4	11	5	25	11	21
DE		19	12	9	20	8	9	9	21	8	14
EE		6	14	15	18	7	13	9	13	6	17
IE		10	7	17	18	9	17	15	16	9	12
EL		16	14	18	21	5	13	9	12	6	9
ES		9	5	10	23	5	10	5	22	7	14
FR		7	10	6	22	8	11	11	21	6	19
HR		6	7	17	24	6	14	12	14	6	12
IT		17	9	16	15	8	12	9	16	9	12
CY		9	6	12	20	2	13	5	17	4	17
LV		4	11	15	24	5	16	16	10	4	12
LT		5	8	19	27	4	15	13	12	4	11
LU		10	6	7	21	8	10	11	17	7	15
HU		9	12	11	14	10	15	16	21	11	13
MT		19	12	8	24	2	10	7	24	7	16
NL		18	7	9	21	6	12	17	22	10	18
AT		15	14	11	16	11	14	18	21	8	11
PL		10	11	15	17	5	15	13	17	9	15
PT		5	3	21	24	9	26	12	19	4	10
RO		9	7	13	18	11	19	13	12	9	11
SI		9	9	14	21	7	12	12	15	4	14
SK		6	14	9	14	10	19	21	18	8	13
FI		9	10	11	22	6	14	11	22	10	22
SE		20	7	10	25	3	6	8	30	9	23
UK		5	6	12	19	4	11	11	16	7	19

**QB5b**






























And then? (MAX. 2 ANSWERS)

(% - EU)

		Developing a common defence and security policy for all EU Member States	Combating youth unemployment and striving for full employment in all EU countries	Investing in research, science and innovation	Investing in high quality education for our children and future generations	Preserving the European Union's diverse cultural heritage	Other (SPONTANEOUS)	None (SPONTANEOUS)	Refusal (SPONTANEOUS)	Don't know
EU28		8	16	11	16	5	1	0	0	1
BE		7	15	10	11	3	0	0	0	0
BG		6	16	9	14	7	0	0	0	1
CZ		10	9	12	12	8	1	0	0	0
DK		10	8	16	13	7	1	0	0	0
DE		10	11	8	17	3	1	0	0	0
EE		11	8	11	13	11	3	0	0	2
IE		5	19	9	18	5	1	0	0	1
EL		13	27	10	18	3	1	0	0	0
ES		5	24	15	21	2	1	1	0	0
FR		7	19	11	16	6	1	1	0	1
HR		6	19	12	17	6	0	0	0	0
IT		9	22	13	12	5	1	0	0	0
CY		17	23	8	24	4	0	0	0	0
LV		8	14	8	17	6	1	1	0	1
LT		7	23	12	15	5	1	0	0	0
LU		7	21	10	14	4	1	0	0	0
HU		11	14	8	13	6	0	0	0	0
MT		8	11	10	16	3	2	1	0	1
NL		10	8	10	18	4	1	0	0	0
AT		8	14	10	15	7	1	0	0	0
PL		12	12	10	11	7	1	0	0	1
PT		4	25	10	18	4	0	0	0	0
RO		9	17	9	18	5	0	0	0	1
SI		5	21	9	13	5	2	1	0	1
SK		7	18	9	12	6	1	0	0	1
FI		9	12	9	15	3	0	0	0	0
SE		8	8	18	13	3	1	0	0	0
UK		5	13	12	16	5	1	2	0	3






























QB5T

The EP makes decisions on European legislation which directly impacts every citizen's life. In your opinion which of the following should be given priority by the European Parliament? Firstly? And then? (MAX. 3 ANSWERS) (% - EU)

		Developing a common immigration and integration policy for all Member States	Protecting the EU's external borders	Setting the right conditions for economic growth and investment	Tackling social exclusion and poverty	Safeguarding a stable and successful monetary union with one common currency, the euro	Improving consumer rights as well as the quality and access to health services for all citizens	Providing affordable and safe food for citizens and a fair standard of living for farmers	Combating climate change and preserving our environment, oceans and biodiversity	Developing a sustainable, competitive and secure energy supply for EU Member States	Combating terrorism and organised crime
EU28		17	15	18	31	10	18	15	32	10	24
BE		18	17	16	38	11	16	15	38	10	25
BG		13	17	29	36	8	29	19	14	10	22
CZ		11	34	13	19	5	18	22	23	10	39
DK		16	23	18	25	4	14	7	50	15	31
DE		30	18	13	31	12	12	13	40	10	23
EE		7	26	24	26	11	19	12	21	8	26
IE		14	12	27	30	13	27	20	33	12	17
EL		22	24	27	38	8	19	11	17	8	12
ES		13	9	18	39	7	17	7	36	10	18
FR		9	15	10	36	12	17	15	39	9	30
HR		8	11	29	36	10	21	18	23	8	17
IT		25	13	24	24	12	17	12	25	12	20
CY		15	14	17	33	3	20	6	24	5	26
LV		6	20	27	40	7	25	21	15	5	16
LT		6	11	28	57	6	22	19	21	5	16
LU		17	10	11	37	13	14	15	36	11	23
HU		13	21	20	22	16	24	24	30	15	19
MT		41	21	11	37	3	13	8	39	8	21
NL		27	11	16	29	12	17	22	46	13	28
AT		23	28	16	27	15	18	25	38	12	16
PL		13	16	25	27	8	23	20	27	12	23
PT		6	4	30	44	13	44	16	26	5	13
RO		12	12	22	29	16	29	20	17	12	18
SI		14	17	24	36	9	18	18	24	5	19
SK		8	23	14	24	14	27	27	25	11	20
FI		15	18	18	32	9	19	14	42	12	33
SE		29	9	18	35	4	8	10	62	12	36
UK		9	11	19	25	5	15	13	27	8	31






























QB5T

The EP makes decisions on European legislation which directly impacts every citizen's life. In your opinion which of the following should be given priority by the European Parliament? Firstly? And then? (MAX. 3 ANSWERS) (% - EU)

		Developing a common defence and security policy for all EU Member States	Combating youth unemployment and striving for full employment in all EU countries	Investing in research, science and innovation	Investing in high quality education for our children and future generations	Preserving the European Union's diverse cultural heritage	Other (SPONTANEOUS)	None (SPONTANEOUS)	Refusal (SPONTANEOUS)	Don't know
EU28		12	24	15	22	7	1	1	0	2
BE		10	25	15	18	5	0	0	0	0
BG		9	26	12	19	10	1	1	0	2
CZ		17	14	16	18	11	1	0	0	1
DK		14	11	21	18	11	1	0	0	2
DE		15	16	12	26	5	2	0	0	1
EE		19	13	14	19	16	3	0	0	3
IE		6	28	12	26	7	1	0	0	1
EL		19	46	13	25	4	1	0	0	1
ES		9	38	20	29	3	2	1	0	1
FR		11	28	14	21	7	1	1	0	2
HR		10	36	17	25	8	0	0	0	1
IT		13	37	18	17	7	1	0	0	3
CY		26	41	12	33	6	0	0	0	1
LV		14	24	11	25	9	1	1	0	1
LT		10	33	17	22	6	1	0	0	0
LU		11	30	13	21	5	1	0	0	1
HU		19	21	11	18	9	1	0	0	0
MT		8	14	13	19	5	3	1	1	5
NL		15	10	12	25	5	1	0	0	0
AT		11	20	13	21	9	1	0	0	0
PL		19	18	14	15	10	1	0	0	3
PT		5	37	13	23	5	0	1	0	1
RO		14	26	13	28	7	1	0	0	2
SI		7	32	13	18	7	3	2	1	1
SK		13	28	15	17	8	1	0	1	1
FI		14	16	12	22	5	1	0	0	1
SE		10	9	21	18	4	1	0	0	1
UK		7	17	14	22	7	2	2	1	9

QB6






























In your opinion, which of the following values should the European Parliament defend as a matter of priority? (MAX. 3 ANSWERS)  
(% - EU)

		Equality between men and women		The protection of minorities		The dialogue between cultures and religions		Solidarity between EU Member States		Solidarity between the EU and poor countries in the world		The protection of human rights worldwide		Freedom of speech	
		October 2019	Δ*	October 2019	Δ*	October 2019	Δ*	October 2019	Δ*	October 2019	Δ*	October 2019	Δ*	October 2019	Δ*
EU28		38	-2	18	-2	22	-1	33	+3	23	+1	48	+2	38	=
BE		47	-4	21	-3	18	-4	29	+3	18	=	40	+3	47	+1
BG		22	-3	9	=	26	-1	51	+5	23	+1	46	+12	30	+7
CZ		29	-8	8	+1	12	-1	33	+2	14	=	45	+5	37	-2
DK		34	-4	16	+6	35	+1	26	=	24	+3	55	+8	46	-3
DE		32	-3	21	-5	27	-1	41	+4	30	+5	52	+3	28	-1
EE		26	-4	15	-3	22	-2	35	+2	13	+3	50	+7	48	+4
IE		39	-5	27	+3	20	-1	33	+5	21	-1	50	+2	45	+7
EL		20	-1	18	-6	19	-2	58	+2	29	-6	61	+11	41	+3
ES		50	-3	17	-1	17	=	28	+6	23	-1	44	-1	34	-2
FR		55	-3	14	+1	23	-3	29	+4	24	+1	49	+5	45	+2
HR		31	+1	15	+2	23	-3	39	-3	26	-3	48	+3	33	+3
IT		33	-5	22	-5	22	+3	36	+4	21	+3	42	=	32	+4
CY		27	-1	17	-1	17	+5	46	+7	35	+3	72	+5	35	-5
LV		16	-1	12	+1	16	-1	39	+4	20	+1	55	+3	40	-4
LT		23	+3	9	+3	20	-2	37	-1	21	+3	56	+6	40	=
LU		36	-3	22	+1	22	-2	33	+4	25	-2	42	+3	37	-4
HU		24	-2	25	+7	23	+1	33	-3	24	+4	49	-1	35	+6
MT		25	-1	37	+5	15	-2	28	+8	28	+5	40	+1	49	+7
NL		42	-5	25	+2	28	-3	38	+6	18	=	51	+4	57	-1
AT		38	-8	22	=	19	-1	36	-3	23	-1	45	+2	32	+4
PL		31	+3	13	-4	20	=	36	+4	20	+3	47	+3	37	-1
PT		42	=	28	+5	18	+2	28	-12	30	+3	44	+3	23	-1
RO		21	-1	15	+1	17	-2	38	+8	26	+2	47	+1	37	-1
SI		28	-2	11	+3	16	-3	39	-1	21	=	48	+1	36	-2
SK		31	=	12	-1	20	+2	31	-2	18	+5	50	+6	41	+5
FI		38	-7	21	+2	21	-4	30	+3	21	+3	58	+3	59	+5
SE		54	+2	15	+1	16	-4	32	+2	27	+2	58	+1	57	+2
UK		39	-2	18	-3	21	-2	15	+1	16	-2	45	-6	46	-3

\*Evolution October 2019 - September 2018

QB6






























In your opinion, which of the following values should the European Parliament defend as a matter of priority? (MAX. 3 ANSWERS) (% - EU)

		The abolition of the death penalty throughout the world		Other (SPONTANEOUS)		None (SPONTANEOUS)		Refusal (SPONTANEOUS)		Don't know	Total 'At least one value'	
		October 2019	Δ*	October 2019	Δ*	October 2019	Δ*	October 2019	Δ*	October 2019	October 2019	Δ*
EU28		10	-2	2	+1	0	-1	0	=	2	97	+1
BE		9	-2	0	-1	1	+1	0	=	1	99	=
BG		7	+1	1	-1	2	=	0	=	4	94	+2
CZ		9	+2	3	=	0	-3	1	+1	2	97	+4
DK		12	-1	2	=	0	-1	0	=	2	98	=
DE		11	-2	2	+1	0	-1	0	=	1	99	+2
EE		2	-2	3	+2	0	-1	0	=	3	96	+2
IE		10	=	1	+1	0	-1	0	=	0	100	+2
EL		14	+1	6	+3	0	-1	0	=	0	99	+1
ES		6	-1	1	=	1	=	0	=	2	96	=
FR		11	-2	1	+1	0	-1	0	=	2	98	=
HR		8	-7	0	-1	0	-1	0	=	1	99	+2
IT		11	-4	1	=	1	-1	0	=	3	96	+1
CY		7	-2	0	-1	0	=	0	=	0	100	+2
LV		5	+1	2	=	0	-2	0	=	3	96	+1
LT		4	=	3	=	0	-2	0	=	1	98	+3
LU		6	-5	2	-1	0	-1	0	=	1	99	+4
HU		10	+3	2	=	0	-1	0	=	1	99	+1
MT		6	-4	3	+1	1	=	1	+1	6	92	-3
NL		10	=	1	-1	0	=	0	=	0	100	=
AT		18	-1	9	+2	1	=	0	-1	1	98	+1
PL		9	-2	1	=	0	-1	1	+1	2	97	+1
PT		16	+1	7	+1	1	+1	0	=	2	96	-1
RO		12	-3	1	=	0	=	0	=	3	97	=
SI		6	-2	4	+1	1	-1	1	+1	1	97	=
SK		12	+2	3	-1	0	=	0	=	1	99	+2
FI		8	-5	1	=	0	=	0	=	1	99	+1
SE		9	-5	1	=	0	=	0	=	1	99	=
UK		5	-3	2	+1	1	-1	1	+1	6	92	-1

\*Evolution October 2019 - September 2018






























QB7

On a scale of 1 to 10, where '1' means that "you know nothing at all" and '10' that "you know a lot", how much do you think you know about the work of the European Parliament? (% - EU)

		1. Know nothing at all	2	3	4	5	6	7	8	9	10. Know a lot	Don't know	Average
EU28		11	11	16	16	19	11	9	4	1	1	1	4.2
BE		10	10	20	17	19	11	9	3	0	1	0	4.2
BG		13	12	17	14	16	12	10	3	1	1	1	4.1
CZ		12	13	18	15	22	9	6	4	1	0	0	4.0
DK		4	10	20	19	22	12	8	3	1	1	0	4.4
DE		4	9	18	17	22	14	9	4	1	1	1	4.6
EE		11	13	22	19	19	8	5	1	0	1	1	3.8
IE		11	8	14	15	22	11	9	8	1	1	0	4.5
EL		7	13	19	15	17	13	9	5	1	1	0	4.3
ES		13	14	16	17	21	11	5	3	0	0	0	3.9
FR		20	15	19	17	16	7	4	1	0	1	0	3.4
HR		7	13	20	18	18	12	7	3	1	1	0	4.1
IT		13	12	14	15	14	11	13	5	1	1	1	4.3
CY		13	14	16	11	24	10	7	3	1	1	0	4.1
LV		10	12	21	21	17	10	5	2	1	1	0	3.9
LT		6	12	21	17	24	11	7	2	0	0	0	4.2
LU		9	8	17	17	22	12	7	5	1	1	1	4.4
HU		8	9	19	13	16	14	10	7	2	2	0	4.6
MT		13	13	18	9	19	10	9	6	0	0	3	4.1
NL		3	10	17	20	20	17	9	4	0	0	0	4.5
AT		3	8	17	13	18	15	13	9	3	1	0	5.0
PL		9	9	11	14	22	11	12	8	2	1	1	4.7
PT		9	16	18	15	21	10	7	3	0	0	1	4.0
RO		10	8	12	13	19	14	13	6	3	2	0	4.8
SI		10	14	23	15	21	7	5	3	1	1	0	3.9
SK		8	8	15	13	28	11	9	4	1	2	1	4.5
FI		4	9	18	22	16	13	13	4	1	0	0	4.5
SE		3	9	17	21	20	17	9	3	0	1	0	4.6
UK		19	13	15	12	19	9	6	4	1	1	1	3.8

QB7R






























On a scale of 1 to 10, where '1' means that "you know nothing at all" and '10' that "you know a lot", how much do you think you know about the work of the European Parliament? (% - EU)

		Total 'Low level of knowledge'	Total 'Medium level of knowledge'	Total 'High level of knowledge'	Don't know	Average
EU28		39	55	6	0	4.2
BE		39	57	4	0	4.2
BG		42	52	5	1	4.1
CZ		43	53	4	0	4.0
DK		34	61	5	0	4.4
DE		31	62	7	0	4.6
EE		46	51	2	1	3.8
IE		33	57	10	0	4.5
EL		39	54	7	0	4.3
ES		43	54	3	0	3.9
FR		54	44	2	0	3.4
HR		41	55	4	0	4.1
IT		39	53	7	1	4.3
CY		43	51	6	0	4.1
LV		44	53	3	0	3.9
LT		38	59	3	0	4.2
LU		34	58	7	1	4.4
HU		36	53	11	0	4.6
MT		43	48	6	3	4.1
NL		30	66	4	0	4.5
AT		28	58	14	0	5.0
PL		29	59	11	1	4.7
PT		43	53	3	1	4.0
RO		29	59	12	0	4.8
SI		47	48	5	0	3.9
SK		31	61	7	1	4.5
FI		31	64	5	0	4.5
SE		29	67	4	0	4.6
UK		47	46	6	1	3.8
































QB8

The new legislative period of the European Parliament has started. A new European Commission will soon take up its work. On which of the following aspects, if any, would you personally like to receive more information or know more about: (MULTIPLE ANSWERS POSSIBLE) (% - EU)

		What the European Parliament is doing	What the European Commission is doing	The positions of the (NATIONALITY) government on current EU legislation	The activities of (NATIONALITY) MEPs in the European Parliament	The concrete consequences of European legislation on (OUR COUNTRY)	The concrete consequences of European legislation on your personal life or situation	What the EU has concretely done or changed in your city, region or country	You would not like to receive more information	Other (SPONTANEOUS)	Don't know	Would like to receive more information
EU28		29	24	24	27	31	25	28	20	2	3	77
BE		32	26	18	22	31	28	27	24	0	0	76
BG		24	20	28	34	34	31	36	15	2	5	80
CZ		23	21	18	28	31	27	28	23	2	1	76
DK		28	24	27	23	50	25	27	11	1	2	86
DE		28	27	26	32	38	31	34	14	1	1	85
EE		15	15	23	30	37	21	27	27	1	2	72
IE		32	26	33	31	27	24	28	20	2	2	78
EL		40	33	45	45	34	37	47	19	1	0	81
ES		26	18	17	15	14	16	20	34	3	3	63
FR		36	28	22	26	28	25	29	19	1	3	77
HR		26	21	19	32	30	31	37	13	1	0	87
IT		35	31	27	26	31	23	27	16	1	4	80
CY		41	32	30	44	29	29	39	18	1	1	80
LV		16	12	19	39	39	18	25	16	1	1	83
LT		23	18	15	38	27	21	33	24	1	1	75
LU		34	29	20	19	27	23	25	12	3	5	83
HU		20	20	19	27	35	25	25	22	1	1	78
MT		33	23	15	27	19	10	17	33	1	6	62
NL		30	24	39	26	62	40	24	6	0	1	93
AT		29	28	31	36	42	34	34	15	2	0	85
PL		21	19	21	28	27	23	23	21	3	2	78
PT		35	19	18	22	26	22	32	21	3	5	75
RO		30	29	30	39	34	36	40	13	1	1	86
SI		21	21	20	29	33	26	29	26	2	2	72
SK		26	24	18	28	28	27	29	22	2	4	74
FI		20	17	25	35	54	34	24	11	0	1	89
SE		37	33	36	41	60	35	37	3	0	0	97
UK		23	18	22	19	18	12	17	31	4	7	62






























QB9

Which of the following, if any, would encourage you to get more engaged with the activities of (NATIONALITY) MEPs within the European Parliament? (MULTIPLE ANSWERS POSSIBLE) (% - EU)

		Personally meeting (NATIONALITY) MEPs at events in your city, region or country	Following and interacting with them on social media	Seeing, hearing, or reading about them more often on TV, radio or newspapers	Receiving more information about their roles and activities in the European Parliament	Getting to address an MEP directly on a specific issue and receiving a concrete answer	Visiting the European Parliament in Brussels or Strasbourg and meeting them	Nothing, you do not want to be more engaged with the activities of (NATIONALITY) MEPs	Other (SPONTANEOUS)	Don't know	Total 'At least one activity'
EU28		16	12	29	30	20	13	29	3	4	68
BE		13	12	32	28	16	12	35	1	0	64
BG		23	11	33	30	15	10	22	4	11	67
CZ		13	8	18	21	12	10	45	2	1	54
DK		15	16	37	24	20	20	23	3	3	75
DE		18	11	34	36	29	16	20	2	1	78
EE		8	9	28	31	9	8	34	3	2	63
IE		23	20	36	34	21	19	26	3	1	72
EL		20	13	30	42	33	9	29	3	0	70
ES		8	6	20	18	16	8	41	5	4	54
FR		14	10	26	32	16	12	32	2	6	62
HR		24	11	23	32	26	16	25	1	0	75
IT		21	14	29	34	23	17	24	2	5	70
CY		30	12	40	39	40	13	20	1	1	79
LV		14	11	32	36	19	8	21	1	1	78
LT		21	9	26	25	21	12	28	4	1	70
LU		13	14	25	30	17	15	23	4	6	71
HU		15	12	29	33	18	16	29	1	1	70
MT		12	15	23	27	15	13	36	0	7	57
NL		12	15	48	49	16	13	16	2	0	84
AT		29	21	34	32	35	20	19	3	1	80
PL		15	16	23	25	13	14	32	5	2	66
PT		10	8	38	26	8	9	27	6	9	64
RO		27	20	36	32	30	22	18	1	1	81
SI		15	9	26	28	17	12	36	4	2	61
SK		19	15	23	24	20	16	35	2	4	61
FI		16	12	38	37	26	17	16	1	1	83
SE		20	17	49	53	29	16	10	1	1	89
UK		9	13	24	19	11	6	38	5	6	55






























QB10a

From the following list, please pick the environmental issue which you consider the most important. Firstly? (% - EU)

		Decline or extinction of species and habitats	Deforestation	Shortage of drinking water	Frequent droughts or floods	Pollution of rivers, lakes and ground water	Marine pollution	Air pollution	Noise pollution	Climate change
EU28		5	7	5	4	6	7	10	1	28
BE		4	9	6	2	4	9	16	1	26
BG		2	6	4	7	9	2	23	2	14
CZ		3	8	11	10	6	3	10	1	11
DK		3	3	9	1	7	6	3	1	36
DE		7	5	4	3	6	12	4	1	33
EE		6	25	3	1	4	6	5	2	10
IE		4	3	5	5	7	3	9	0	33
EL		3	1	4	7	6	5	15	1	33
ES		2	6	6	4	7	7	7	0	42
FR		6	10	9	3	5	5	12	1	24
HR		5	7	9	4	7	4	11	1	14
IT		3	5	3	2	4	9	13	1	21
CY		1	2	11	5	4	6	12	2	29
LV		2	9	4	2	7	7	8	1	13
LT		2	27	1	3	5	2	10	1	19
LU		6	9	3	4	5	5	9	1	26
HU		4	4	7	7	7	3	10	1	21
MT		3	5	2	1	2	3	33	3	25
NL		5	6	6	3	4	6	6	1	35
AT		7	7	4	4	6	9	9	2	26
PL		3	4	5	5	7	4	19	2	20
PT		3	7	12	9	12	2	11	1	24
RO		3	22	4	5	6	2	13	2	14
SI		4	6	10	5	6	3	14	2	13
SK		3	12	10	5	7	5	8	1	10
FI		7	4	6	1	8	10	5	1	36
SE		6	3	9	2	8	6	2	0	40
UK		5	5	3	2	5	5	12	1	37






























QB10a

From the following list, please pick the environmental issue which you consider the most important. Firstly? (% - EU)

		Growing amount of waste	Agricultural pollution (use of pesticides, fertilisers, etc.) and soil degradation	Environmental damage caused by tourism	Domestic and urban waste management	Industrial waste management	Over-reliance on fossil fuels (such as oil, gas, coal, etc.)	Other (SPONTANEOUS)	None (SPONTANEOUS)	Don't know
EU28		7	5	1	4	4	5	0	0	1
BE		7	3	1	4	4	4	0	0	0
BG		8	7	2	5	5	4	0	0	0
CZ		13	10	2	4	3	5	0	0	0
DK		9	4	1	3	3	11	0	0	0
DE		5	7	2	2	2	6	0	0	1
EE		16	7	0	6	3	4	1	0	1
IE		8	6	2	5	4	6	0	0	0
EL		4	6	1	5	6	3	0	0	0
ES		3	3	1	3	5	4	0	0	0
FR		4	6	2	3	6	4	0	0	0
HR		11	7	1	7	7	5	0	0	0
IT		11	7	1	7	7	5	0	0	1
CY		6	6	2	3	6	4	0	0	1
LV		19	8	1	10	5	4	0	0	0
LT		9	7	1	6	3	4	0	0	0
LU		8	7	2	4	5	5	0	0	1
HU		12	7	2	4	6	5	0	0	0
MT		10	4	1	2	2	2	0	0	2
NL		8	4	1	2	1	12	0	0	0
AT		7	6	2	2	4	5	0	0	0
PL		12	3	1	4	5	5	0	0	1
PT		3	3	1	2	4	4	0	1	1
RO		5	9	2	5	3	4	0	0	1
SI		14	8	1	3	8	3	0	0	0
SK		14	9	3	3	7	3	0	0	0
FI		7	2	1	3	2	7	0	0	0
SE		2	1	0	2	2	16	1	0	0
UK		9	2	1	3	4	4	1	0	1






























QB10b

And then? (MAX. 3 ANSWERS)  
(% - EU)

		Decline or extinction of species and habitats	Deforestation	Shortage of drinking water	Frequent droughts or floods	Pollution of rivers, lakes and ground water	Marine pollution	Air pollution	Noise pollution	Climate change
EU28		16	22	15	13	21	24	25	4	24
BE		12	26	16	12	16	24	26	5	27
BG		9	21	11	16	25	12	29	7	24
CZ		14	22	23	21	23	19	21	3	17
DK		17	20	19	10	19	32	20	5	24
DE		25	18	15	13	22	35	15	5	21
EE		18	29	10	3	18	20	20	6	17
IE		14	17	15	14	27	18	23	5	26
EL		22	9	19	25	27	25	33	3	26
ES		13	25	18	14	22	26	27	3	25
FR		19	29	18	12	23	22	28	3	24
HR		12	16	17	17	21	19	26	4	24
IT		9	18	9	15	18	27	28	5	26
CY		12	7	17	17	21	29	29	11	30
LV		11	18	7	7	21	22	21	3	18
LT		7	36	7	9	21	17	26	4	25
LU		14	19	14	10	21	21	18	5	20
HU		13	20	17	18	20	15	26	7	24
MT		9	18	7	5	4	26	36	8	39
NL		19	27	15	13	20	32	25	3	25
AT		20	25	13	16	20	27	20	9	24
PL		10	14	18	18	19	15	30	5	25
PT		18	23	29	22	27	13	27	3	28
RO		9	32	16	14	22	10	27	6	19
SI		10	20	18	15	18	16	23	7	24
SK		12	23	16	14	23	20	27	8	17
FI		22	23	17	5	26	39	23	2	19
SE		30	16	24	14	28	37	17	1	22
UK		14	25	10	6	19	21	29	6	26






























QB10b

And then? (MAX. 3 ANSWERS)  
(% - EU)

		Growing amount of waste	Agricultural pollution (use of pesticides, fertilisers, etc.) and soil degradation	Environmental damage caused by tourism	Domestic and urban waste management	Industrial waste management	Over-reliance on fossil fuels (such as oil, gas, coal, etc.)	Other (SPONTANEOUS)	None (SPONTANEOUS)	Don't know
EU28		21	15	5	12	17	14	1	0	0
BE		20	11	5	9	14	13	0	0	0
BG		25	21	5	18	17	12	0	0	0
CZ		26	18	5	11	14	9	1	0	0
DK		23	17	4	13	14	25	1	0	0
DE		17	21	8	9	14	14	1	0	0
EE		29	20	3	17	16	11	1	0	1
IE		22	16	6	18	20	15	1	0	0
EL		20	25	4	14	22	13	0	0	0
ES		17	9	5	10	18	12	0	0	0
FR		16	16	5	12	18	14	1	0	0
HR		22	18	6	16	19	13	0	0	0
IT		27	15	5	18	21	11	0	0	0
CY		18	18	5	13	15	16	0	0	0
LV		29	18	3	21	16	6	1	1	2
LT		33	16	3	19	17	8	1	0	1
LU		19	15	5	13	16	14	0	0	1
HU		30	17	4	9	19	11	0	0	0
MT		36	15	10	15	19	8	3	0	0
NL		25	16	6	8	11	25	1	0	0
AT		20	19	9	10	17	17	2	0	0
PL		26	10	4	15	15	11	0	0	0
PT		20	16	4	10	15	17	0	0	0
RO		18	17	7	13	15	12	0	0	0
SI		29	16	4	13	22	9	1	0	1
SK		27	16	11	15	19	10	1	0	0
FI		24	9	4	10	11	26	1	0	0
SE		16	14	4	8	15	30	0	0	0
UK		23	8	4	12	17	12	1	1	2






























QB10T

From the following list, please pick the environmental issue which you consider the most important. Firstly? And then? (MAX. 4 ANSWERS) (% - EU)

		Decline or extinction of species and habitats	Deforestation	Shortage of drinking water	Frequent droughts or floods	Pollution of rivers, lakes and ground water	Marine pollution	Air pollution	Noise pollution	Climate change
EU28		20	28	21	17	27	31	35	6	52
BE		15	35	22	14	20	33	42	6	52
BG		11	27	14	24	34	14	52	8	38
CZ		17	30	34	30	29	22	32	4	28
DK		20	23	28	11	26	38	23	5	60
DE		31	22	19	16	28	46	19	6	54
EE		24	54	13	4	21	26	24	8	27
IE		17	20	20	18	34	22	32	5	59
EL		25	10	23	32	32	30	47	4	59
ES		15	30	24	18	29	33	33	3	67
FR		24	39	27	15	28	27	40	3	48
HR		17	23	26	20	27	23	37	5	38
IT		12	23	12	17	22	36	41	6	46
CY		13	9	28	22	25	34	41	13	59
LV		13	28	10	9	28	28	29	5	31
LT		9	63	8	12	26	19	36	5	45
LU		20	29	18	13	26	26	27	6	45
HU		17	25	24	24	27	18	36	8	45
MT		12	23	10	5	6	29	69	10	63
NL		24	33	21	16	24	38	31	4	60
AT		28	32	17	20	26	35	29	11	49
PL		13	18	23	23	26	18	49	7	45
PT		21	30	41	31	38	16	38	4	52
RO		11	54	20	19	28	12	40	8	33
SI		14	26	27	20	23	20	36	9	37
SK		14	34	26	19	30	25	36	9	26
FI		29	27	23	6	35	50	28	2	55
SE		35	19	33	16	36	43	19	1	62
UK		19	30	13	8	24	26	40	7	62

QB10T

From the following list, please pick the environmental issue which you consider the most important. Firstly? And then? (MAX. 4 ANSWERS) (% - EU)





























		Growing amount of waste	Agricultural pollution (use of pesticides, fertilisers, etc.) and soil degradation	Environmental damage caused by tourism	Domestic and urban waste management	Industrial waste management	Over-reliance on fossil fuels (such as oil, gas, coal, etc.)	Other (SPONTANEOUS)	None (SPONTANEOUS)	Don't know
EU28		28	20	7	16	21	19	1	0	1
BE		27	13	6	13	18	17	0	0	0
BG		32	27	7	23	22	16	0	0	0
CZ		39	28	7	15	17	14	1	0	0
DK		31	21	5	16	16	36	1	0	0
DE		23	27	9	11	16	20	1	0	1
EE		44	27	4	23	19	15	1	1	1
IE		30	22	7	23	24	21	1	0	0
EL		24	31	5	18	28	17	1	0	0
ES		20	12	6	13	23	16	0	0	0
FR		21	23	7	15	23	18	1	0	1
HR		33	24	8	23	25	17	0	0	0
IT		38	21	6	25	27	16	0	0	1
CY		24	24	7	16	21	20	0	0	1
LV		48	25	4	31	21	10	2	1	0
LT		42	23	3	25	20	12	1	0	0
LU		27	21	7	16	21	19	0	0	1
HU		42	24	6	14	25	16	0	0	0
MT		45	18	12	17	21	10	3	0	2
NL		34	19	7	10	12	37	1	0	0
AT		27	25	11	13	21	22	2	0	0
PL		38	13	5	19	20	16	0	0	1
PT		23	19	5	12	18	21	1	1	0
RO		22	26	9	19	18	16	0	0	1
SI		42	25	5	16	29	12	1	1	0
SK		40	24	13	18	26	13	2	0	0
FI		31	11	5	12	13	33	1	0	0
SE		18	16	4	10	17	46	1	0	0
UK		31	10	5	15	21	16	1	1	1



QB11.1

In recent months, a number of youth-led climate change protests have taken place, which have frequently been covered in the media across the EU. Overall, do you think that these actions contribute to more political measures being taken to fight climate change ...?






























In (OUR COUNTRY) (%)

		Yes, definitely	Yes, probably	No, probably not	No, definitely not	Don't know	Total 'Yes'	Total 'No'
EU28		18	40	26	11	5	58	37
BE		10	45	35	9	1	55	44
BG		5	33	27	17	18	38	44
CZ		10	27	38	20	5	37	58
DK		26	45	19	8	2	71	27
DE		28	40	22	7	3	68	29
EE		7	33	40	14	6	40	54
IE		30	40	18	8	4	70	26
EL		14	36	30	17	3	50	47
ES		22	36	25	14	3	58	39
FR		16	42	25	13	4	58	38
HR		7	35	40	15	3	42	55
IT		16	42	25	12	5	58	37
CY		25	27	22	19	7	52	41
LV		6	35	34	20	5	41	54
LT		8	40	34	12	6	48	46
LU		15	44	26	10	5	59	36
HU		16	42	24	14	4	58	38
MT		5	44	34	6	11	49	40
NL		15	47	30	7	1	62	37
AT		22	44	23	9	2	66	32
PL		12	44	27	7	10	56	34
PT		16	50	21	4	9	66	25
RO		15	40	26	11	8	55	37
SI		13	31	35	17	4	44	52
SK		11	47	24	9	9	58	33
FI		10	49	34	6	1	59	40
SE		30	46	20	4	0	76	24
UK		13	34	31	13	9	47	44

QB11.2




























In recent months, a number of youth-led climate change protests have taken place, which have frequently been covered in the media across the EU. Overall, do you think that these actions contribute to more political measures being taken to fight climate change ...?

In the EU (%)

		Yes, definitely	Yes, probably	No, probably not	No, definitely not	Don't know	Total 'Yes'	Total 'No'
EU28		17	42	25	10	6	59	35
BE		9	48	33	9	1	57	42
BG		11	42	16	9	22	53	25
CZ		10	32	35	17	6	42	52
DK		24	44	21	8	3	68	29
DE		20	43	25	8	4	63	33
EE		9	40	34	11	6	49	45
IE		31	43	15	7	4	74	22
EL		18	42	23	12	5	60	35
ES		23	37	23	13	4	60	36
FR		15	40	26	13	6	55	39
HR		11	46	30	9	4	57	39
IT		16	41	25	12	6	57	37
CY		35	35	15	8	7	70	23
LV		9	50	23	13	5	59	36
LT		11	52	23	7	7	63	30
LU		14	43	28	10	5	57	38
HU		15	52	18	10	5	67	28
MT		6	55	23	1	15	61	24
NL		11	44	34	9	2	55	43
AT		22	40	25	10	3	62	35
PL		17	46	21	5	11	63	26
PT		18	50	18	4	10	68	22
RO		22	46	17	6	9	68	23
SI		15	35	31	15	4	50	46
SK		14	49	19	8	10	63	27
FI		7	52	35	5	1	59	40
SE		23	48	24	4	1	71	28
UK		13	34	30	12	11	47	42

QB12

Generally speaking, do you think that (OUR COUNTRY)'s membership of the EU is...?  
(% - EU)

		A good thing		A bad thing		Neither a good thing nor a bad thing		Refusal (SPONTANEOUS)		Don't know
		October 2019	$\Delta^*$	October 2019	$\Delta^*$	October 2019	$\Delta^*$	October 2019	$\Delta^*$	October 2019
EU28		59	0	11	-2	29	+3	0	0	1
BE		67	+2	8	-2	25	=	0	=	0
BG		53	-1	9	+1	32	-1	2	+1	4
CZ		37	+1	14	-3	48	+2	0	=	1
DK		77	+2	6	-2	16	=	0	=	1
DE		76	-3	5	+1	18	+2	0	=	1
EE		70	-3	4	=	24	+2	0	=	2
IE		81	=	4	-1	14	+1	0	=	1
EL		47	+5	12	-6	40	=	0	=	1
ES		67	-2	6	-2	24	+2	0	=	3
FR		58	+6	11	-4	30	-1	0	=	1
HR		46	+2	10	-2	44	=	0	=	0
IT		37	=	17	-3	42	+1	1	+1	3
CY		53	-5	9	+1	38	+4	0	=	0
LV		59	+4	4	-2	35	-2	1	+1	1
LT		64	-8	3	=	32	+8	0	=	1
LU		81	-2	4	=	13	+1	0	=	2
HU		66	-5	6	+1	28	+5	0	=	0
MT		56	+2	7	+1	32	-3	1	+1	4
NL		79	+1	5	=	15	-2	0	=	1
AT		49	-1	16	+1	35	=	0	=	0
PL		63	-5	8	=	28	+5	0	=	1
PT		72	+1	2	-2	24	=	0	=	2
RO		55	+1	15	-4	29	+5	0	=	1
SI		56	-2	7	-3	36	+4	0	=	1
SK		46	=	5	-3	48	+3	0	=	1
FI		69	-1	8	+1	22	=	0	=	1
SE		72	=	7	-3	20	+2	0	=	1
UK		42	-7	24	-4	31	+11	1	+1	2

\*Evolution October 2019 - June 2019

QB13a






























On the whole, are you very satisfied, fairly satisfied, not very satisfied or not at all satisfied with the way democracy works in (OUR COUNTRY)? (% - EU)

		Very satisfied		Fairly satisfied		Not very satisfied		Not at all satisfied		Don't know		Total 'Satisfied'		Total 'Not satisfied'	
		October 2019	Δ*	October 2019	Δ*	October 2019	Δ*	October 2019	Δ*	October 2019		October 2019	Δ*	October 2019	Δ*
EU28		9	+1	47	-3	30	+2	12	+1	2		56	-2	42	+3
BE		6	+1	57	-12	28	+9	9	+3	0		63	-11	37	+12
BG		6	=	34	+4	36	+2	19	-6	5		40	+4	55	-4
CZ		4	+1	62	+6	28	-3	5	-1	1		66	+7	33	-4
DK		50	+2	43	-1	6	=	1	=	0		93	+1	7	=
DE		16	+5	55	-5	23	+1	5	+1	1		71	=	28	+2
EE		5	+2	55	-4	30	+4	6	+2	4		60	-2	36	+6
IE		23	+5	59	-8	12	+2	4	+2	2		82	-3	16	+4
EL		2	=	30	+8	45	-5	22	-3	1		32	+8	67	-8
ES		6	+4	36	+1	40	-1	16	-4	2		42	+5	56	-5
FR		5	=	49	=	29	-3	14	+2	3		54	=	43	-1
HR		2	-1	31	-1	47	+8	19	-6	1		33	-2	66	+2
IT		5	+1	35	-2	37	=	20	+3	3		40	-1	57	+3
CY		7	+3	36	-3	38	=	17	=	2		43	=	55	=
LV		6	+1	49	-3	30	+1	12	+2	3		55	-2	42	+3
LT		3	=	40	+1	46	+3	9	-1	2		43	+1	55	+2
LU		25	-1	59	-1	10	+2	3	+1	3		84	-2	13	+3
HU		9	+3	51	+6	27	-1	12	-7	1		60	+9	39	-8
MT		5	-6	54	+3	22	=	11	+3	8		59	-3	33	+3
NL		23	+3	60	-1	13	-3	4	+1	0		83	+2	17	-2
AT		23	+6	55	-7	19	+2	3	=	0		78	-1	22	+2
PL		6	=	59	+4	21	-2	9	+1	5		65	+4	30	-1
PT		1	=	60	-8	34	+8	3	=	2		61	-8	37	+8
RO		3	=	31	+2	45	+4	20	-3	1		34	+2	65	+1
SI		3	+1	41	-1	41	+2	13	-2	2		44	=	54	=
SK		5	+3	43	+4	37	-3	14	-1	1		48	+7	51	-4
FI		17	+3	64	-2	16	=	2	=	1		81	+1	18	=
SE		30	-2	48	-7	16	+6	6	+4	0		78	-9	22	+10
UK		7	-4	40	-20	36	+15	13	+9	4		47	-24	49	+24

\*Evolution October 2019 - September 2018

QB13b

And how about the way democracy works in the EU?  
(% - EU)

		Very satisfied		Fairly satisfied		Not very satisfied		Not at all satisfied		Don't know	Total 'Satisfied'		Total 'Not satisfied'	
		October 2019	Δ*	October 2019	Δ*	October 2019	Δ*	October 2019	Δ*		October 2019	Δ*	October 2019	Δ*
EU28		5	+1	47	+2	31	+1	9	-1	8	52	+3	40	=
BE		4	+2	58	-3	29	+2	8	=	1	62	-1	37	+2
BG		9	-3	43	+7	20	+1	7	-3	21	52	+4	27	-2
CZ		3	=	51	+10	30	-2	9	-5	7	54	+10	39	-7
DK		18	+6	59	-1	13	-4	4	=	6	77	+5	17	-4
DE		6	+2	46	-2	36	+1	7	+1	5	52	=	43	+2
EE		4	+2	50	-1	27	+5	4	+1	15	54	+1	31	+6
IE		19	+5	58	-3	14	+2	4	+1	5	77	+2	18	+3
EL		2	+1	32	+3	43	+2	18	-5	5	34	+4	61	-3
ES		4	+3	41	+6	38	-2	9	-5	8	45	+9	47	-7
FR		3	+1	44	+2	32	-1	12	-2	9	47	+3	44	-3
HR		4	-2	47	+2	39	+8	4	-5	6	51	=	43	+3
IT		4	=	40	+5	34	=	14	-4	8	44	+5	48	-4
CY		6	+4	40	=	33	-3	13	=	8	46	+4	46	-3
LV		5	-1	60	+4	21	+1	3	-2	11	65	+3	24	-1
LT		4	=	54	-1	24	+4	3	+1	15	58	-1	27	+5
LU		7	=	56	-5	26	+5	6	+1	5	63	-5	32	+6
HU		9	+4	55	+9	23	-6	7	-7	6	64	+13	30	-13
MT		4	=	54	+7	21	=	4	-1	17	58	+7	25	-1
NL		3	-1	53	-1	34	+2	5	-1	5	56	-2	39	+1
AT		13	+5	42	-2	27	-3	14	+1	4	55	+3	41	-2
PL		6	+1	67	+10	16	-3	2	-1	9	73	+11	18	-4
PT		1	=	62	+2	25	=	1	-3	11	63	+2	26	-3
RO		5	-1	50	+5	29	+1	8	-1	8	55	+4	37	=
SI		2	=	44	+1	38	+4	10	-2	6	46	+1	48	+2
SK		4	+2	46	+4	34	=	7	-5	9	50	+6	41	-5
FI		2	-2	55	+4	32	+2	6	+1	5	57	+2	38	+3
SE		5	+1	54	-3	27	+3	5	+1	9	59	-2	32	+4
UK		5	-1	40	-1	26	+1	14	+5	15	45	-2	40	+6

\*Evolution October 2019 - September 2018

QA12






























European Parliament elections were held on the (INSERT CORRECT DATE ACCORDING TO COUNTRY). For one reason or another, some people in (OUR COUNTRY) did not vote in these elections. Did you yourself vote in the recent European Parliament elections? (% - EU)

Voted	Did not vote
-------	--------------

EU28		51	49
BE		88	12
BG		33	67
CZ		29	71
DK		66	34
DE		61	39
EE		38	62
IE		50	50
EL		59	41
ES		61	39
FR		50	50
HR		30	70
IT		55	45
CY		45	55
LV		34	66
LT		53	47
LU		84	16
HU		43	57
MT		73	27
NL		42	58
AT		60	40
PL		46	54
PT		31	69
RO		51	49
SI		29	71
SK		23	77
FI		41	59
SE		55	45
UK		37	63

D71.1

When you get together with friends or relatives, would you say you discuss frequently, occasionally or never about...?  
National political matters (%)






























		Frequently		Occasionally		Never		Don't know
		October 2019	$\Delta^*$	October 2019	$\Delta^*$	October 2019	$\Delta^*$	October 2019
EU28		23	=	53	+2	24	-2	0
BE		15	+2	59	+3	26	-5	0
BG		18	-1	61	+1	20	=	1
CZ		16	-1	62	+3	21	-3	0
DK		31	+1	52	-3	17	+2	0
DE		32	=	58	=	10	=	0
EE		18	+1	63	+3	19	-4	0
IE		19	+1	52	+5	29	-6	0
EL		34	-3	50	-1	16	+4	0
ES		19	+1	44	+1	37	-2	0
FR		17	-1	49	+7	34	-6	0
HR		18	+2	57	-2	25	=	0
IT		20	-3	53	+1	27	+2	0
CY		20	+5	47	+1	33	-5	1
LV		15	-1	62	-1	22	+1	0
LT		15	+1	63	+1	22	-2	0
LU		22	-2	51	+1	26	=	0
HU		19	=	61	=	20	=	0
MT		11	+1	61	-4	28	+3	0
NL		45	+6	46	-6	9	=	0
AT		31	+1	57	=	12	-1	0
PL		15	-1	64	+4	21	-3	0
PT		7	-1	57	+4	36	-3	0
RO		18	+6	56	=	25	-6	1
SI		10	+2	63	+1	27	-3	0
SK		15	=	66	=	19	=	0
FI		22	+2	62	+2	16	-4	0
SE		41	=	52	=	7	=	0
UK		21	-4	43	+2	35	+1	0

\*Evolution October 2019 - September 2019

D71.2

When you get together with friends or relatives, would you say you discuss frequently, occasionally or never about...?

European political matters (%)

		Frequently		Occasionally		Never		Don't know
		October 2019	$\Delta^*$	October 2019	$\Delta^*$	October 2019	$\Delta^*$	October 2019
EU28		15	-1	50	+1	34	-1	1
BE		9	+1	51	+4	40	-5	0
BG		8	-3	57	-1	33	+4	2
CZ		6	-2	55	=	38	+1	1
DK		24	+4	56	-3	20	=	0
DE		23	-1	63	+3	14	-2	0
EE		11	-1	61	+3	27	-3	1
IE		18	+1	51	+6	31	-7	0
EL		20	-3	53	-3	26	+5	1
ES		10	+1	37	-1	53	=	0
FR		10	=	43	+6	47	-6	0
HR		13	-2	50	+1	36	=	1
IT		11	-1	46	-3	43	+4	0
CY		11	-1	48	+2	41	=	0
LV		9	+1	58	-1	32	=	1
LT		11	-1	62	+5	27	-4	0
LU		19	-3	56	+3	24	=	1
HU		9	-2	64	+2	27	=	0
MT		6	=	58	-5	36	+6	0
NL		27	+3	54	-3	19	=	0
AT		24	+5	56	-3	19	-2	1
PL		13	-1	56	+5	30	-4	1
PT		3	-1	46	-3	49	+3	2
RO		11	+2	54	+3	34	-4	1
SI		8	+1	60	+2	32	-3	0
SK		10	+2	65	=	24	-3	1
FI		17	+5	62	+3	21	-8	0
SE		25	=	62	-1	13	+1	0
UK		21	-3	40	=	38	+2	1






























\*Evolution October 2019 - September 2019



## D71.3

When you get together with friends or relatives, would you say you discuss frequently, occasionally or never about...?






























Local political matters (%)

		Frequently		Occasionally		Never		Don't know
		October 2019	$\Delta^*$	October 2019	$\Delta^*$	October 2019	$\Delta^*$	October 2019
EU28		21	+1	51	=	28	-1	0
BE		15	-1	57	+6	28	-5	0
BG		22	=	60	+2	16	-3	2
CZ		16	-1	59	+1	25	=	0
DK		26	+2	55	+1	19	-3	0
DE		32	+2	53	-5	15	+3	0
EE		19	=	59	-1	21	=	1
IE		21	=	50	+4	29	-4	0
EL		34	-1	51	-1	15	+2	0
ES		19	+2	44	+2	37	-4	0
FR		17	+2	43	+2	40	-4	0
HR		23	+4	54	-3	23	-1	0
IT		18	=	53	=	29	=	0
CY		23	+5	48	=	29	-4	0
LV		23	+2	59	-3	18	+1	0
LT		16	-1	63	+3	21	-2	0
LU		22	+2	49	-2	28	-1	1
HU		15	-1	65	+1	20	=	0
MT		8	+1	58	-9	34	+9	0
NL		32	+7	45	-7	23	=	0
AT		25	+2	57	+2	17	-3	1
PL		16	+1	59	+2	25	-3	0
PT		8	-3	53	+3	38	-1	1
RO		22	+7	54	-1	23	-6	1
SI		13	=	63	+3	24	-3	0
SK		13	+2	65	=	21	-3	1
FI		22	+1	63	+4	15	-5	0
SE		29	-2	56	+1	15	+1	0
UK		14	-5	43	+2	42	+2	1

\*Evolution October 2019 - September 2019

D72.1

Please tell me to what extent you agree or disagree with each of the following statements.  
 My voice counts in the EU (%)






























		Totally agree		Tend to agree		Tend to disagree		Totally disagree		Don't know		Total 'Agree'		Total 'Disagree'	
		October 2019	Δ*	October 2019	Δ*	October 2019	Δ*	October 2019	Δ*	October 2019		October 2019	Δ*	October 2019	Δ*
EU28		14	-6	35	-7	27	+4	19	+3	5		49	-7	46	+7
BE		9	-6	48	-5	27	+7	14	+5	2		57	-11	41	+12
BG		7	-3	37	+2	23	+1	20	=	13		44	-7	43	+1
CZ		4	-4	26	-3	34	+4	29	+3	7		30	-7	63	+7
DK		47	-8	31	+5	11	+3	8	=	3		78	-3	19	+3
DE		29	-7	39	=	20	+6	9	+2	3		68	-7	29	+8
EE		1	-3	21	-5	42	+8	28	+2	8		22	-8	70	+10
IE		14	-7	46	-2	25	+5	10	+3	5		60	-9	35	+8
EL		4	-1	21	-4	41	+3	31	+1	3		25	-5	72	+4
ES		5	-8	36	-1	29	+5	25	+3	5		41	-9	54	+8
FR		14	-4	33	-2	26	+5	22	+2	5		47	-6	48	+7
HR		22	-2	39	+4	21	=	13	=	5		61	+2	34	=
IT		5	-3	23	-7	35	+4	31	+7	6		28	-10	66	+11
CY		4	-2	19	-8	32	-3	39	+12	6		23	-10	71	+9
LV		2	-2	23	-3	34	+3	34	+6	7		25	-5	68	+9
LT		2	-1	31	-7	38	+7	17	+1	12		33	-8	55	+8
LU		23	+4	34	-11	20	+7	16	+1	7		57	-7	36	+8
HU		12	-6	37	=	29	+5	20	+2	2		49	-6	49	+7
MT		12	-5	35	-13	30	+17	14	+6	9		47	-18	44	+23
NL		27	-8	41	=	21	+8	9	+2	2		68	-8	30	+10
AT		22	-7	43	+4	19	=	13	+3	3		65	-3	32	+3
PL		16	-4	49	=	21	+2	8	+3	6		65	-4	29	+5
PT		6	-2	37	-4	39	+3	12	=	6		43	-6	51	+3
RO		9	-8	38	-2	26	+5	21	+4	6		47	-10	47	+9
SI		13	-8	32	-2	32	+8	20	+4	3		45	-10	52	+12
SK		14	-8	39	=	28	+8	11	+1	8		53	-8	39	+9
FI		17	-7	45	+2	25	+4	11	+3	2		62	-5	36	+7
SE		43	-6	33	-4	15	+7	7	+3	2		76	-10	22	+10
UK		7	-6	28	=	33	+4	24	+1	8		35	-6	57	+5

\*Evolution October 2019 - June 2019

D72.2

Please tell me to what extent you agree or disagree with each of the following statements.






























My voice counts in (OUR COUNTRY) (%)

		Totally agree		Tend to agree		Tend to disagree		Totally disagree		Don't know		Total 'Agree'		Total 'Disagree'	
		October 2019	Δ*	October 2019	Δ*	October 2019	Δ*	October 2019	Δ*	October 2019		October 2019	Δ*	October 2019	Δ*
EU28		20	-5	39	-7	22	+3	15	+3	4		59	-6	37	+6
BE		14	-5	51	-3	22	+6	12	+3	1		65	-8	34	+9
BG		10	-7	39	+7	22	=	20	+2	9		49	=	42	+2
CZ		11	-3	45	=	24	+2	16	+2	4		56	-3	40	+4
DK		69	-7	23	+5	3	+1	3	+1	2		92	-2	6	+2
DE		38	-6	39	+2	13	+3	7	+1	3		77	-4	20	+4
EE		3	-4	41	-7	32	+6	19	=	5		44	-5	51	+6
IE		19	-7	48	-2	20	+4	9	+4	4		67	-9	29	+8
EL		7	=	26	-4	37	+1	28	+2	2		33	-4	65	+3
ES		8	-7	38	-7	27	+3	23	+4	4		46	-8	50	+7
FR		21	-5	43	+3	16	+1	16	+2	4		64	-2	32	+3
HR		30	+1	44	+4	16	-7	8	-7	2		74	+5	24	-2
IT		6	-3	29	-9	33	+4	27	+9	5		35	-12	60	+13
CY		5	-4	23	-9	31	+1	36	+11	5		28	-13	67	+12
LV		8	-7	31	-5	29	+2	29	+7	3		39	-6	58	+9
LT		2	-7	33	-6	41	+6	19	+2	5		35	-7	60	+8
LU		26	+2	35	-9	14	+5	17	+3	8		61	-7	31	+8
HU		8	-7	42	+5	30	+3	18	-7	2		50	-2	48	+2
MT		13	-11	37	-7	26	+12	13	+7	11		50	-18	39	+19
NL		41	-6	42	+1	10	+4	5	+1	2		83	-5	15	+5
AT		40	-6	39	+4	12	+1	7	+1	2		79	-2	19	+2
PL		23	-7	49	-7	17	+2	7	+1	4		72	-2	24	+3
PT		8	-6	49	+3	29	=	9	=	5		57	-3	38	=
RO		8	-5	36	-2	29	+3	23	+4	4		44	-7	52	+7
SI		16	-9	36	-2	28	+8	17	+3	3		52	-11	45	+11
SK		22	-6	45	+2	19	+5	9	+1	5		67	-4	28	+6
FI		31	-10	54	+11	9	+1	4	=	2		85	+1	13	+1
SE		65	-2	26	=	5	+1	3	+1	1		91	-2	8	+2
UK		9	-5	38	-3	30	+4	17	+3	6		47	-8	47	+7

\*Evolution October 2019 - June 2019

D72.3






























Please tell me to what extent you agree or disagree with each of the following statements.  
 (OUR COUNTRY)'s voice counts in the EU (%)

		Totally agree		Tend to agree		Tend to disagree		Totally disagree		Don't know	Total 'Agree'		Total 'Disagree'	
		October 2019	Δ*	October 2019	Δ*	October 2019	Δ*	October 2019	Δ*		October 2019	Δ*	October 2019	Δ*
EU28		19	-4	41	+4	21	+1	13	-1	6	60	=	34	=
BE		11	-12	57	+8	21	+3	9	+1	2	68	-4	30	+4
BG		7	-3	39	+1	23	+2	16	-1	15	46	-2	39	+1
CZ		6	+2	33	+1	34	-3	20	-1	7	39	+3	54	-4
DK		50	-2	36	+2	9	-1	2	=	3	86	=	11	-1
DE		45	-11	40	+9	9	+2	2	-1	4	85	-2	11	+1
EE		4	-2	50	-2	29	+5	9	=	8	54	-4	38	+5
IE		23	-3	52	+6	15	+1	5	-4	5	75	+3	20	-3
EL		4	+1	24	+3	42	+8	26	-11	4	28	+4	68	-3
ES		7	-6	47	+8	24	+1	15	-5	7	54	+2	39	-4
FR		25	-4	50	+3	11	-1	8	=	6	75	-1	19	-1
HR		22	+3	44	+6	19	-3	10	-7	5	66	+9	29	-10
IT		5	-1	26	=	33	+2	30	-1	6	31	-1	63	+1
CY		3	-2	29	+1	29	+6	33	-4	6	32	-1	62	+2
LV		5	-2	38	-5	36	+8	15	+1	6	43	-7	51	+9
LT		5	-2	57	+6	24	=	6	-1	8	62	+4	30	-1
LU		29	-4	43	-2	13	+2	7	+2	8	72	-6	20	+4
HU		7	-3	48	+7	29	+3	12	-7	4	55	+4	41	-4
MT		11	-9	50	+1	21	+7	7	+2	11	61	-8	28	+9
NL		30	-13	47	+5	16	+6	5	+2	2	77	-8	21	+8
AT		27	+2	40	+2	20	-3	9	=	4	67	+4	29	-3
PL		15	+5	52	+3	21	=	5	-8	7	67	+8	26	-8
PT		12	-3	60	+6	14	-2	5	-1	9	72	+3	19	-3
RO		10	-2	40	+7	28	+5	16	-6	6	50	+5	44	-1
SI		12	-6	35	+1	36	+9	13	-3	4	47	-5	49	+6
SK		15	-6	41	+6	28	+1	8	=	8	56	=	36	+1
FI		20	-6	51	+1	21	+5	6	=	2	71	-5	27	+5
SE		48	-13	38	+8	12	+7	1	-1	1	86	-5	13	+6
UK		11	+2	30	=	30	+2	20	=	9	41	+2	50	+2

\*Evolution October 2019 - June 2019

## D73.1




























At the present time, would you say that, in general, things are going in the right direction or in the wrong direction, in...? OUR COUNTRY (%)

		Things are going in the right direction		Things are going in the wrong direction		Neither the one nor the other (SPONTANEOUS)		Refusal (SPONTANEOUS)		Don't know
		October 2019	Δ*	October 2019	Δ*	October 2019	Δ*	October 2019	Δ*	October 2019
EU28		30	+1	53	-1	8	-1	1	-1	8
BE		33	-3	55	+1	9	+1	0	=	3
BG		28	+1	46	-4	12	=	2	+1	12
CZ		47	+6	36	-9	10	+3	1	=	6
DK		57	+21	23	-24	15	+1	1	+1	4
DE		42	+4	43	=	7	-6	1	=	7
EE		36	-4	32	+9	19	-8	1	-1	12
IE		61	-5	25	=	9	+5	0	-1	5
EL		19	+7	61	-15	14	+7	1	+1	5
ES		18	-1	71	+3	6	-2	1	-2	4
FR		21	+9	65	-12	5	+1	1	=	8
HR		20	-1	73	+4	1	-6	2	+2	4
IT		22	-9	60	+8	7	=	2	-2	9
CY		23	-2	56	+9	15	-4	0	=	6
LV		30	+1	47	+1	14	-3	1	+1	8
LT		36	-2	40	+2	17	+1	1	=	6
LU		57	-3	18	+2	16	-2	1	+1	8
HU		48	+3	38	-6	6	+1	2	+1	6
MT		48	-3	19	+4	17	-1	4	+1	12
NL		48	-2	34	+3	15	-2	0	-1	3
AT		48	+1	31	-1	16	+1	1	-2	4
PL		41	-1	44	+3	5	-2	1	-1	9
PT		52	+7	17	-5	14	-4	1	=	16
RO		24	+7	63	-4	4	=	2	-1	7
SI		27	-8	51	+13	13	-7	3	+2	6
SK		26	+5	59	-3	8	+1	2	-1	5
FI		40	-3	44	+1	11	+3	1	=	4
SE		31	-5	55	+9	12	-4	0	=	2
UK		18	=	61	-3	5	-1	2	+1	14

\*Evolution October 2019 - February/March 2019

## D73.2




























At the present time, would you say that, in general, things are going in the right direction or in the wrong direction, in...? The European Union (%)

		Things are going in the right direction		Things are going in the wrong direction		Neither the one nor the other (SPONTANEOUS)		Refusal (SPONTANEOUS)		Don't know
		October 2019	Δ*	October 2019	Δ*	October 2019	Δ*	October 2019	Δ*	October 2019
EU28		32	+5	46	-5	8	-2	1	-1	13
BE		35	=	53	=	8	=	0	-1	4
BG		48	+8	21	-7	11	-2	2	=	18
CZ		32	+7	46	-10	11	+4	1	-1	10
DK		40	+18	29	-18	20	-1	1	+1	10
DE		38	+7	43	-6	7	-4	1	=	11
EE		35	+6	25	=	19	-8	1	-1	20
IE		59	+5	24	-7	9	+4	1	-3	7
EL		22	+5	56	-10	14	+6	1	=	7
ES		21	-6	59	+3	7	-2	2	-1	11
FR		20	+6	60	-6	5	-1	1	-1	14
HR		43	+3	43	-2	4	-5	1	+1	9
IT		26	+5	51	-7	8	=	3	-1	12
CY		28	+3	46	=	16	-1	0	=	10
LV		40	+6	28	+1	16	-4	1	=	15
LT		46	+1	20	-3	18	+2	1	-1	15
LU		34	+8	34	-7	18	-6	2	+2	12
HU		50	+13	33	-14	7	+1	2	=	8
MT		32	+2	13	-1	26	-5	8	+5	21
NL		39	+2	39	-3	15	+1	1	=	6
AT		37	+4	38	+1	18	-2	1	-3	6
PL		48	+12	30	-9	7	-2	1	-2	14
PT		47	+9	14	-6	15	-3	2	+1	22
RO		52	+7	31	+2	4	-1	2	-3	11
SI		31	-1	42	+5	15	-6	3	+2	9
SK		32	+2	44	+1	11	+2	3	-1	10
FI		30	+1	52	+1	10	+2	1	+1	7
SE		28	+1	49	+2	14	-4	0	-1	9
UK		19	+1	53	-4	5	-1	2	=	21

\*Evolution October 2019 - February/March 2019

D77

When you hold a strong opinion, do you ever find yourself persuading your friends, relatives or fellow workers to share your views? Does this happen...? (% - EU)

		Often		From time to time		Rarely		Never		Don't know
		October 2019	Δ*	October 2019	Δ*	October 2019	Δ*	October 2019	Δ*	October 2019
EU28		10	=	39	=	27	-1	24	+2	1
BE		9	-1	41	+4	27	-1	23	-2	0
BG		14	-2	36	+4	35	-1	13	=	3
CZ		6	=	26	-2	38	-1	30	+3	0
DK		18	+2	40	-3	27	+2	15	-1	0
DE		8	-1	42	=	32	-2	17	+5	3
EE		10	=	39	-3	32	+3	18	+1	2
IE		10	+1	40	+1	29	=	20	-2	1
EL		10	-2	41	+4	32	-4	17	+2	0
ES		11	-1	35	+6	24	-2	30	-3	0
FR		10	-1	36	+5	24	+1	29	-5	1
HR		14	+5	42	-7	32	=	12	+3	1
IT		11	-1	42	-4	25	=	22	+5	0
CY		21	-3	38	-2	18	=	23	+5	0
LV		17	=	40	=	26	-1	16	+1	1
LT		18	+4	46	-2	22	-1	14	-1	0
LU		18	+3	48	+3	22	-4	12	=	2
HU		5	+2	37	=	36	+2	22	-4	0
MT		9	+2	39	-11	32	+9	19	-1	0
NL		19	+3	60	-2	15	-1	5	=	1
AT		13	-1	48	-4	26	+3	12	+2	1
PL		3	-1	38	-3	32	+5	27	=	1
PT		5	-2	43	-3	32	+6	20	-1	0
RO		9	+2	37	+1	31	-5	23	+2	0
SI		6	-1	24	-2	31	+6	39	-3	0
SK		3	=	19	-8	46	+10	32	-1	1
FI		9	+1	32	-1	39	+2	20	-1	1
SE		19	+3	40	-2	27	-2	14	+1	0
UK		8	-3	36	-6	22	+1	34	+8	0

\*Evolution October 2019 - June 2019

D78

In general, does the EU conjure up for you a very positive, fairly positive, neutral, fairly negative or very negative image? (% - EU)






























		Very positive		Fairly positive		Neutral		Fairly negative		Very negative		Don't know	Total 'Positive'		Total 'Negative'	
		October 2019	Δ*	October 2019	Δ*	October 2019	Δ*	October 2019	Δ*	October 2019	Δ*	October 2019	October 2019	Δ*	October 2019	Δ*
EU28		5	-7	35	-7	42	+5	13	-7	4	-7	1	40	-2	17	-2
BE		2	-7	32	-7	47	+4	17	-7	2	=	0	34	-2	19	-7
BG		15	-4	42	+2	26	+1	10	=	3	=	4	57	-2	13	=
CZ		2	=	25	+2	49	+4	17	-5	7	=	0	27	+2	24	-5
DK		8	+3	46	+3	35	-2	8	-2	2	-7	1	54	+6	10	-3
DE		7	-2	41	-6	39	+8	11	+2	2	=	0	48	-8	13	+2
EE		3	+7	38	-6	49	+4	8	+7	1	=	1	41	-5	9	+7
IE		15	-2	47	+3	30	+7	5	-7	2	-7	1	62	+7	7	-2
EL		3	-7	29	-7	46	+8	16	-7	6	-4	0	32	-2	22	-5
ES		2	-3	32	-2	52	+5	10	=	2	-7	2	34	-5	12	-7
FR		3	-7	34	+2	44	+6	13	-7	5	=	1	37	+7	18	-7
HR		5	=	36	+2	48	+5	9	-3	1	-4	1	41	+2	10	-7
IT		3	=	29	-7	42	+4	20	=	5	-2	1	32	-7	25	-2
CY		5	-7	39	-7	42	+3	8	-3	6	+3	0	44	-2	14	=
LV		1	-3	34	+7	54	+4	8	-7	2	=	1	35	-2	10	-7
LT		3	-4	44	-4	47	+7	5	+7	1	+7	0	47	-8	6	+2
LU		5	-2	46	-4	37	+8	8	-2	2	-7	2	51	-6	10	-3
HU		6	=	37	+4	47	+3	8	-6	2	-7	0	43	+4	10	-7
MT		11	+7	33	+2	46	-7	6	+3	2	+7	2	44	+3	8	+4
NL		3	-2	40	-3	39	=	16	+4	2	+7	0	43	-5	18	+5
AT		11	+7	30	-7	38	+4	15	-4	5	=	1	41	=	20	-4
PL		7	-5	41	+7	45	+5	6	=	1	=	0	48	-4	7	=
PT		1	-7	61	+3	33	+7	3	-4	0	=	2	62	+2	3	-4
RO		7	-3	41	-4	42	+7	7	=	2	=	1	48	-7	9	=
SI		4	=	30	-2	53	+2	10	+7	2	-7	1	34	-2	12	=
SK		4	=	31	-7	51	+9	10	-7	3	=	1	35	-7	13	-7
FI		3	+7	39	+3	43	-3	12	-7	3	+7	0	42	+4	15	=
SE		6	+7	43	-5	36	+2	12	+7	3	+7	0	49	-4	15	+2
UK		7	=	24	-3	36	+3	19	=	12	+2	2	31	-3	31	+2

\*Evolution October 2019 - February/March 2019



D82

In your opinion, are the inequalities between the different social classes in (OUR COUNTRY) currently very important, fairly important, not very important or not at all important? (% - EU)

		Very important		Fairly important		Not very important		Not at all important		Don't know		Total 'important'		Total 'not important'	
		October 2019	Δ*	October 2019	Δ*	October 2019	Δ*	October 2019	Δ*	October 2019		October 2019	Δ*	October 2019	Δ*
EU28		35	+1	48	+1	12	=	2	=	3		83	+2	14	=
BE		23	-1	63	+2	13	+1	1	-1	0		86	+1	14	=
BG		49	-7	37	+4	8	+2	1	=	5		86	-3	9	+2
CZ		16	+1	48	+7	26	-2	5	-2	5		64	+8	31	-4
DK		24	-7	46	+9	22	+1	5	=	3		70	+2	27	+1
DE		48	-2	39	=	9	+2	1	=	3		87	-2	10	+2
EE		24	-1	53	=	19	+4	1	=	3		77	-1	20	+4
IE		33	+4	50	-3	12	+2	3	+1	2		83	+1	15	+3
EL		38	+5	50	-2	10	-2	1	=	1		88	+3	11	-2
ES		41	+2	52	=	6	=	0	-1	1		93	+2	6	-1
FR		49	+2	43	-1	5	-2	1	=	2		92	+1	6	-2
HR		33	+3	46	+5	17	-2	3	-5	1		79	+8	20	-7
IT		22	-1	54	+2	16	+5	3	-2	5		76	+1	19	+3
CY		38	+2	47	-3	12	+2	2	+1	1		85	-1	14	+3
LV		41	+7	42	-1	13	-1	2	-2	2		83	+6	15	-3
LT		47	+2	44	+1	7	-2	1	=	1		91	+3	8	-2
LU		25	=	59	+2	12	=	1	=	3		84	+2	13	=
HU		26	+2	58	+5	12	=	3	-3	1		84	+7	15	-3
MT		25	+4	44	-9	8	-4	10	+6	13		69	-5	18	+2
NL		19	+1	61	+2	20	-1	0	-1	0		80	+3	20	-2
AT		30	+3	45	-1	17	-1	4	-1	4		75	+2	21	-2
PL		15	+2	64	+6	16	=	1	=	4		79	+8	17	=
PT		33	+5	56	+1	7	-1	1	-3	3		89	+6	8	-4
RO		34	+14	46	+4	15	-7	3	-5	2		80	+18	18	-12
SI		30	-5	49	+8	14	=	5	-2	2		79	+3	19	-2
SK		40	+5	47	-3	10	-2	2	+1	1		87	+2	12	-1
FI		36	+3	48	+2	11	-3	2	=	3		84	+5	13	-3
SE		32	-2	36	-3	19	+1	7	+2	6		68	-5	26	+3
UK		33	-1	43	+2	14	=	4	+1	6		76	+1	18	+1

\*Evolution October 2019 - September 2018

## PARLEMETER 2019: COMPLETE SURVEY RESULTS

The 2019 Parlemeter, conducted as Eurobarometer survey 92.2 for the European Parliament by

**KANTAR**

was carried out from 8 to 22 October 2019 in all 28 EU Member States. 27,607 respondents, drawn as a representative sample from the general population aged 15+, were interviewed face-to-face.

The present Eurobarometer survey examines European citizens' opinions on EU membership, on their attitudes towards European democracy and the role of the European Parliament. Questions on priority policies for the European Parliament at the beginning of the new legislative term, with a special focus on climate change and environmental issues, complete the survey together with a dedicated set of questions on citizens' expectations as to more information from and engagement with the European Parliament and its Members.

**A publication of the  
Public Opinion Monitoring Unit  
Directorate-General for Communication  
European Parliament**

PE 645.473

ISBN: 978-92-846-6030-8

DOI: 10.2861/377213

Catalogue Number: QA-04-19-702-EN-N