

# European Elections 2019

Report on the developments in the  
political landscape  
28 February 2019

Prepared by

**KANTAR** PUBLIC=

**Disclaimer:** The content of this document is the sole responsibility of it(s) authors and any opinions expressed herein should not be taken to represent an official position of the European Parliament. Data and figures presented in this report are coming from a comprehensive selection of voting intention polls published in the EU Member States. None of the voting intention polls used have been commissioned or conducted by the European Parliament.

# Contents

<b>Introduction</b> .....	<b>3</b>
<b>Methodology</b> .....	<b>4</b>
Data selection and collection .....	4
Projections .....	4
Attribution of political parties to political groups in the EP.....	5
Number of MEPs by Member State.....	5
<b>Main findings</b> .....	<b>6</b>
<b>Overall late-February seat projections</b> .....	<b>7</b>
<b>Comparison: late-February seat projections and current EP</b> .....	<b>8</b>
EP Groups: overall gains and losses.....	9
EP Groups: gains and losses at country-level.....	10
<b>Comparison of two last projections (06/02/2019 and 25/02/2019)</b> .....	<b>13</b>
EP Groups: overall gains and losses.....	14
EP Groups: gains and losses at country level.....	15
<b>EP Groups: seat projections over time</b> .....	<b>18</b>
<b>National results</b> .....	<b>19</b>
Belgium.....	19
Bulgaria.....	24
Czechia.....	27
Denmark.....	30
Germany.....	33
Estonia.....	36
Ireland.....	39
Greece.....	42
Spain.....	45
France.....	48
Croatia.....	51
Italy.....	54
Cyprus.....	57
Latvia.....	60
Lithuania.....	63
Luxembourg.....	66
Hungary.....	69
Malta.....	72
The Netherlands.....	75
Austria.....	78
Poland.....	81
Portugal.....	84
Romania.....	87
Slovenia.....	90
Slovakia.....	93
Finland.....	96
Sweden.....	99
<b>Annex – Voting intention polls used</b> .....	<b>102</b>

# Introduction

From 23 until 26 May 2019 citizens from all EU Member States will vote in the next European Parliament elections. As in previous elections, the European Parliament will provide an overview of the results at both Member State and European level, making reliable information on the participation and future composition of Parliament available to the media, partners and the public on the night of the 26 May.

The present report has been prepared by Kantar Public for the Public Opinion Monitoring Unit of the European Parliament's Directorate-General for Communication. The objective of this report is to provide the most accurate and up-to-date information on the European political landscape, in preparation for the election night.

The data used in this report was assembled with the contribution of Kantar Public's national polling institutes in each of the 27 Member States, all of which will be actively involved in monitoring the European elections, and a political expert working closely with Kantar Public. The public opinion polls themselves were not commissioned by the European Parliament, but by a number of different polling institutes in all Member States surveyed, themselves not necessarily part of Kantar Public's network. Readers should refer to the source available for each set of voting intention results. Parliament's Public Opinion Monitoring Unit and its network of Liaison Offices in all Member States provided additional data and insight for this report.

This report provides the latest projection of the European Parliament hemicycle based on the most recent national and European voting intention polls. It also provides details of the projections of the seat allocations for each political group and country, as well as changes over time, going back to February 2018. In the second part of the report, the details of the voting intention surveys used in each country is provided together with key information regarding the current political landscape and electoral laws in each country, which could impact on the results of the next European Parliament elections.

The present report covers the second half of February 2019 (as of 22.02.2019). Projections are compared to an earlier set of projections made at the beginning of January. Subsequent reports will be published on 14 March, 28 March, 11 April, 29 April, 8 May, 16 May and 21 May 2019.

## NOTE ON THE USE OF VOTING INTENTION POLLS

For the purpose of the exercise, the use of dedicated voting intention surveys for the European elections always takes precedence over national voting intention polls. For this report, European election voting intention surveys were available and used in 11 countries. In countries where currently no recent European election voting intention surveys have been conducted or published, national voting intentions are used. While this is not ideal, it provides the best available proxy of the political situation in the countries concerned.

In any case, the seat calculations must be understood as a snapshot of the current political situation in the country as shown by currently available polling data. The seat projections are not an indication of the actual result of the European elections nor must they be used as a prediction of these results.

The situation will continue to develop until the elections and this exercise aims to track this development and thus to support a better understanding of these developments.



# Methodology

## Data selection and collection

Kantar Public prepares each report together with the European Parliament. The projection of the European Parliament is based on the new allocation of seats proposed by the European Parliament on 13.06.2018 and adopted by the Council on 28.06.2018<sup>1</sup>. Following the exit of the United Kingdom from the European Union, the size of the European Parliament in the next legislative period will be reduced from 751 to 705 elected representatives. From the 73 seats originally allocated to the United Kingdom, 27 seats will be reallocated among 14 Member States, while 46 seats will not be used for the time being.

The projection of the new European Parliament is carried out by Kantar Public. Data used in this projection comes from voting intention surveys selected and collected by Kantar Public and their national partners as well as by the Public Opinion Monitoring Unit and the EP Liaison Offices. The voting intentions used for the projections for this report vary depending on the information available.

Priority is given to surveys on European election voting intentions. When such surveys are not available, national voting intentions polls are used for the projections. In some cases, when a national election recently occurred and no voting intentions polls have been published since (e.g. in Luxembourg during October), the results of the national elections are used to prepare the projections. Only polls considered as most reliable are taken into consideration, by assessing the methodology, reputation of the polling institute and availability of methodological information. As the methodology of voting intention surveys can vary between Member States, Kantar Public may recalculate the results of a specific survey in order to remove categories such as "undecided" or "not going to vote", so that results sum to 100%. No further adjustments are made. Utmost care is taken to avoid any bias in the choice of polling surveys used for the calculation of the projection. At the same time, no guarantee can be given that the selection is fully exhaustive.

## Projections

Once the voting intention data are selected and collected by the national partners, the selection of the surveys to be used in the projection is proposed by Kantar and validated by the Public Opinion Monitoring Unit. When several European or national voting intention polls with fieldwork conducted within the month previous to publication of the projection are available and selected, Kantar Public calculates an average of the results to be used in preparing the projections. Projections in seats are then conducted for each country and for the EU overall, taking into account the electoral rules in each country (method of counting the votes, seat allocation and electoral threshold).

In some cases, with preferential voting, Kantar Public used the closest seat allocation method to reflect the reality. In Ireland and Malta, where Single Transferable Vote is used we use the Hare method of calculation to estimate the number of seats since it is not possible to simulate the effect of ranking candidates with voting intention data. Furthermore, in some countries, seats are officially allocated using regional constituencies but since polls do not report results at this level (except Belgium), we treat these countries like others with one national constituency. We do this in Ireland, Italy and Poland. As opinion polls do not provide results at the regional constituency level and do not cater to the specifics of preferential voting, we find this to be the best approach.

---

<sup>1</sup> [http://www.europarl.europa.eu/oeil/popups/ficheprocedure.do?lang=&reference=2017/0900\(NLE\)](http://www.europarl.europa.eu/oeil/popups/ficheprocedure.do?lang=&reference=2017/0900(NLE))

## Attribution of political parties to political groups in the EP

Projections presented in this report are based on the current composition of the European Parliament and its political groups, without any prejudice to a composition of the next European Parliament at its opening session in July 2019.

The affiliation of national political parties to political groups as currently present in the European Parliament has been validated and verified by Kantar Public and their political expert, and the Public Opinion Monitoring Unit of the European Parliament.

National parties currently represented in the European Parliament are classified in the same political group they are currently sitting in. National parties who are currently not represented in the European Parliament but are Members of a recognised European political party will be classified in the political group this European political party is affiliated with. All national parties that do not currently have any official affiliation are classified in the category "Others". This category therefore includes all national parties, independent of their political orientation, that currently neither have seats in the EP nor are members of a European political party affiliated to a political group but, according to the polling data used, might obtain seats in the European Parliament. For example, the French political party La République en marche (LREM) is currently classified under the category "others". The individual party weight of coalitions that comprise political parties that belong to different European Parliament groups is estimated by evaluating the electoral strength of each party in the coalition.

In a number of countries, the seat projections for a party, or more frequently a coalition, need to be split between multiple groups. Taking Spain as an example, seats attributed to the coalition of PODEMOS, Izquierda Unida (UP/IU), EQUO et. al need to be split between GUE/NGL and Greens/EFA. In these cases, we estimate the electoral strength of a given party within the coalition and partition the seats accordingly. In the above example, we estimate that PODEMOS and Izquierda Unida (GUE/NGL) will be allocated 80% of the seats attributed to the coalition, and EQUO (Greens/EFA) 20%.

All details of the calculation method and threshold used is made available in each country section. For each country, Kantar Public provides the results of the voting intention surveys used for these projections. Annexed to this report, the reader may find all the polls selected and used to calculate the seat projections.

## Number of MEPs by Member State

The table below presents the number of MEPs that will be allocated to each Member State and the change compared to the 2014-2019 term.

DE	96	=	EL	21	=	IE	13	+2
FR	79	+5	HU	21	=	HR	12	+1
IT	76	+3	PT	21	=	LT	11	=
ES	59	+5	SE	21	+1	LV	8	=
PL	52	+1	AT	19	+1	SI	8	=
RO	33	+1	BG	17	=	EE	7	+1
NL	29	+3	DK	14	+1	CY	6	=
BE	21	=	SK	14	+1	LU	6	=
CZ	21	=	FI	14	+1	MT	6	=

# Main findings

By comparing the current state of the European Parliament (including the United Kingdom) and the projection of 25 February 2019 (referring to the new seats distribution for EE2019), we notice that:

## EPP

- **25.7% of the European Parliament (-3.3 points)**
- 24 national delegations (-2)
- Largest increase in Greece (+3 seats)
- Large drops in six countries: France (-9), Czechia (-6), Poland (-5), Slovakia, Latvia, Italy and Spain (all -4)

## GUE-NGL

- **6.7% of the European Parliament (-0.3 points)**
- 13 national delegations (-1)
- Largest increase in France (+2 seats)
- Largest decrease in Italy (-3) and Spain (-2)

## S&D

- **19.1% of the European Parliament (-5.7 points)**
- 26 national delegations (-2)
- Largest increase in Spain (+4 seats)
- Large drops in Italy (-17) and Germany (-9)

## Greens-EFA

- **7% of the European Parliament (=)**
- 13 national delegations (-5)
- Largest increase in Germany (+7 seats)
- Largest drop in Sweden (-4) and Spain (-3)

## ECR

- **6.5% of the European Parliament (-3.5 points)**
- 11 national delegations (-8)
- Largest decrease in Germany (-6 seats)

## EFDD

- **5.5% of the European Parliament (=)**
- 6 national delegations (-1)
- Largest increases in Germany (+9 seats) and Italy (+7)

## ALDE

- **10.6% of the European Parliament (+1.6 points)**
- 20 national delegations (-1)
- Large increases in Czechia (+4 seats), Spain, Slovenia, Germany and Estonia (all +3)

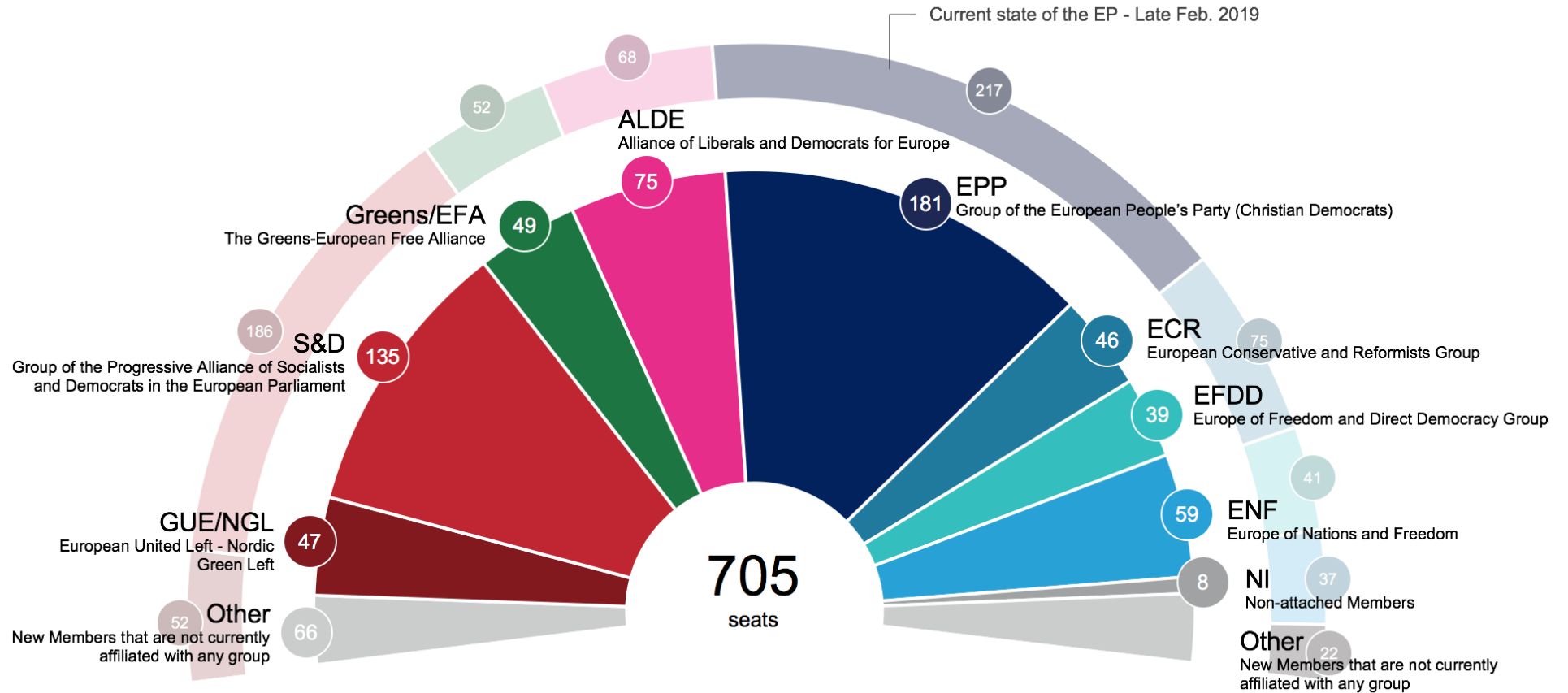
## ENF

- **8.4% of the European Parliament (+3.4 points)**
- 7 national delegations (-1)
- Largest increase in Italy (+22 seats) and France (+4)



# Overall late-February seat projections

25/02/2019



# Comparison: late-February seat projections and current EP

25/02/2019

	European People's Party (EPP)			Socialists and Democrats (S&D)			European Conservatives and Reformists (ECR)			Alliance of Liberals and Democrats for Europe (ALDE)			The Greens/European Free Alliance (EFA)			European United Left/Nordic Green Left (GUE/NGL)			Europe of freedom and direct democracy (EFDD)			Europe of Nations and Freedom (ENF)			Non-attached Members			Others	
	Current state of EP late Feb.'19	25/02/2019 projection	Diff.	Current state of EP late Feb.'19	25/02/2019 projection	Diff.	Current state of EP late Feb.'19	25/02/2019 projection	Diff.	Current state of EP late Feb.'19	25/02/2019 projection	Diff.	Current state of EP late Feb.'19	25/02/2019 projection	Diff.	Current state of EP late Feb.'19	25/02/2019 projection	Diff.	Current state of EP late Feb.'19	25/02/2019 projection	Diff.	Current state of EP late Feb.'19	25/02/2019 projection	Diff.	Current state of EP late Feb.'19	25/02/2019 projection	Diff.		
<b>EU</b>	<b>217</b>	<b>181</b>	<b>-36</b>	<b>186</b>	<b>135</b>	<b>-51</b>	<b>75</b>	<b>46</b>	<b>-29</b>	<b>68</b>	<b>75</b>	<b>+7</b>	<b>52</b>	<b>49</b>	<b>-3</b>	<b>52</b>	<b>47</b>	<b>-5</b>	<b>41</b>	<b>39</b>	<b>-2</b>	<b>37</b>	<b>59</b>	<b>+22</b>	<b>22</b>	<b>8</b>	<b>-14</b>	<b>66</b>	
<b>%</b>	<b>28.9%</b>	<b>25.7%</b>	<b>-3.3%</b>	<b>24.8%</b>	<b>19.1%</b>	<b>-5.7%</b>	<b>10.0%</b>	<b>6.5%</b>	<b>-3.5%</b>	<b>9.1%</b>	<b>10.6%</b>	<b>+1.6%</b>	<b>6.9%</b>	<b>7.0%</b>	<b>+0.0%</b>	<b>6.9%</b>	<b>6.7%</b>	<b>-0.3%</b>	<b>5.5%</b>	<b>5.5%</b>	<b>+0.1%</b>	<b>4.9%</b>	<b>8.4%</b>	<b>+3.4%</b>	<b>2.9%</b>	<b>1.1%</b>	<b>-1.8%</b>	<b>9.4%</b>	
<b>No.D*</b>	<b>28</b>	<b>24</b>	<b>-4</b>	<b>28</b>	<b>26</b>	<b>-2</b>	<b>19</b>	<b>11</b>	<b>-8</b>	<b>21</b>	<b>20</b>	<b>-1</b>	<b>18</b>	<b>13</b>	<b>-5</b>	<b>14</b>	<b>13</b>	<b>-1</b>	<b>7</b>	<b>6</b>	<b>-1</b>	<b>8</b>	<b>7</b>	<b>-1</b>	<b>9</b>	<b>3</b>	<b>-6</b>	<b>15</b>	
BE	4	4	0	4	3	-1	4	4	0	6	4	-2	2	4	+2	0	0	0	0	0	0	1	1	0	0	0	0	0	1
BG	7	7	0	4	6	+2	2	0	-2	4	2	-2	0	0	0	0	0	0	0	0	0	0	1	+1	0	0	0	0	1
CZ	7	1	-6	4	2	-2	2	3	+1	4	8	+4	0	0	0	3	2	-1	1	0	-1	0	1	+1	0	0	0	0	4
DK	1	0	-1	3	3	0	3	3	0	3	5	+2	1	1	0	1	2	+1	0	0	0	0	0	0	1	0	-1	0	
DE	34	34	0	27	18	-9	6	0	-6	4	7	+3	13	20	+7	8	7	-1	1	10	+9	1	0	-1	2	0	-2	0	
EE	1	0	-1	1	0	-1	0	0	0	3	6	+3	1	0	-1	0	0	0	0	0	0	0	0	0	0	0	0	0	1
IE	4	4	0	1	1	0	1	0	-1	1	3	+2	0	0	0	4	3	-1	0	0	0	0	0	0	0	0	0	0	2
EL	5	8	+3	4	2	-2	1	0	-1	0	0	0	0	0	0	6	6	0	0	0	0	0	0	0	5	4	-1	1	
ES	17	13	-4	14	18	+4	0	0	0	8	11	+3	5	2	-3	10	8	-2	0	0	0	0	0	0	0	0	0	0	7
FR	20	11	-9	12	5	-7	0	0	0	7	2	-5	6	8	+2	5	7	+2	6	5	-1	15	19	+4	3	0	-3	22	
HR	5	6	+1	2	3	+1	1	0	-1	2	0	-2	1	0	-1	0	0	0	0	0	0	0	0	0	0	0	0	0	3
IT	13	9	-4	31	14	-17	4	4	0	0	0	0	1	0	-1	3	0	-3	14	21	+7	6	28	+22	1	0	-1	0	
CY	1	2	+1	2	1	-1	1	0	-1	0	0	0	0	0	0	2	2	0	0	0	0	0	0	0	0	0	0	0	1
LV	4	0	-4	1	2	+1	1	1	0	1	1	0	1	1	0	0	0	0	0	0	0	0	0	0	0	0	0	0	3
LT	3	4	+1	2	1	-1	1	0	-1	3	2	-1	1	3	+2	0	0	0	1	1	0	0	0	0	0	0	0	0	0
LU	3	3	0	1	1	0	0	0	0	1	1	0	1	1	0	0	0	0	0	0	0	0	0	0	0	0	0	0	0
HU	12	13	+1	4	4	0	0	0	0	0	0	0	2	1	-1	0	0	0	0	0	0	0	0	0	0	3	3	0	0
MT	3	2	-1	3	4	+1	0	0	0	0	0	0	0	0	0	0	0	0	0	0	0	0	0	0	0	0	0	0	0
NL	5	3	-2	3	2	-1	2	2	0	7	8	+1	2	4	+2	3	3	0	0	0	0	4	4	0	0	0	0	0	3
AT	5	6	+1	5	5	0	0	0	0	1	2	+1	3	1	-2	0	0	0	0	0	0	4	5	+1	0	0	0	0	0
PL	22	17	-5	5	2	-3	18	18	0	0	1	+1	0	1	+1	0	0	0	1	1	0	2	0	-2	3	1	-2	11	
PT	8	8	0	8	10	+2	0	0	0	1	0	-1	0	0	0	4	3	-1	0	0	0	0	0	0	0	0	0	0	0
RO	13	13	0	13	13	0	2	1	-1	3	3	0	0	0	0	0	0	0	0	0	0	0	0	0	0	1	0	-1	3
SI	5	2	-3	1	1	0	0	0	0	1	4	+3	1	0	-1	0	1	+1	0	0	0	0	0	0	0	0	0	0	0
SK	6	2	-4	4	3	-1	3	4	+1	0	1	+1	0	0	0	0	0	0	0	1	+1	0	0	0	0	0	0	0	3
FI	3	3	0	2	4	+2	2	2	0	4	2	-2	1	2	+1	1	1	0	0	0	0	0	0	0	0	0	0	0	0
SE	4	6	+2	6	7	+1	2	4	+2	3	2	-1	4	0	-4	1	2	+1	0	0	0	0	0	0	0	0	0	0	0
UK	2	0	-	19	0	-	19	0	-	1	0	-	6	0	-	1	0	-	17	0	-	4	0	-	3	0	-	0	

\*No.D: No. of national delegations according to projection

In this chart and the following charts on pg. 10-13, we compare the current state of the EP of 751 MEPs with the new seat distribution of 705 MEPs.

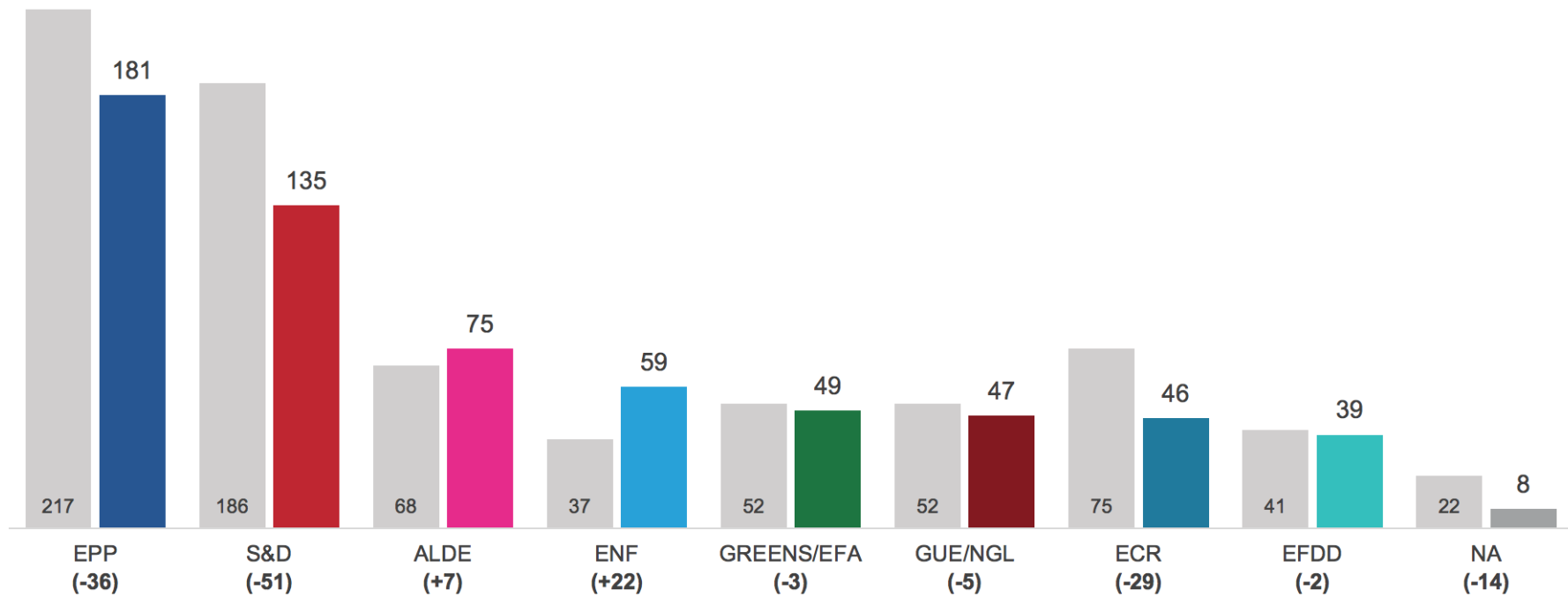
The 'Other' group comprises national political parties that do not currently have any MEPs in the European Parliament and are not yet affiliated with any European political party. This category, for example, includes the projected seats of La République en Marche, which currently has no official European affiliation.

# EP Groups: overall gains and losses

25/02/2019

## EP Groups

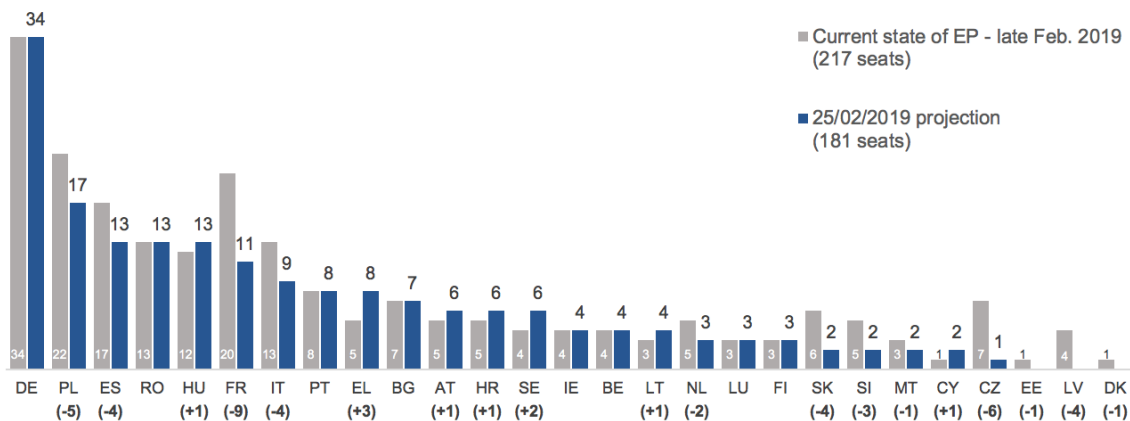
■ Current state of EP - late Feb. 2019  
■ 25/02/2019 projection



# EP Groups: gains and losses at country-level

25/02/2019

## EPP



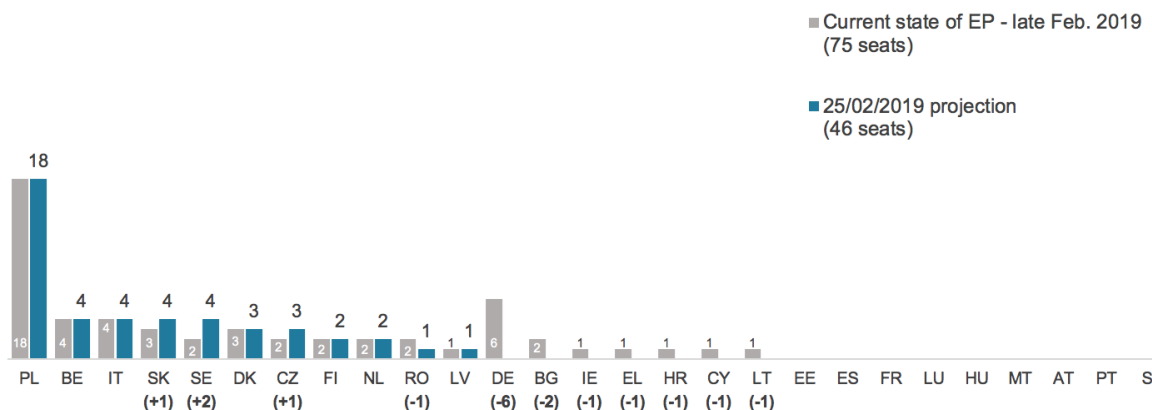
## S&D

25/02/2019



## ECR

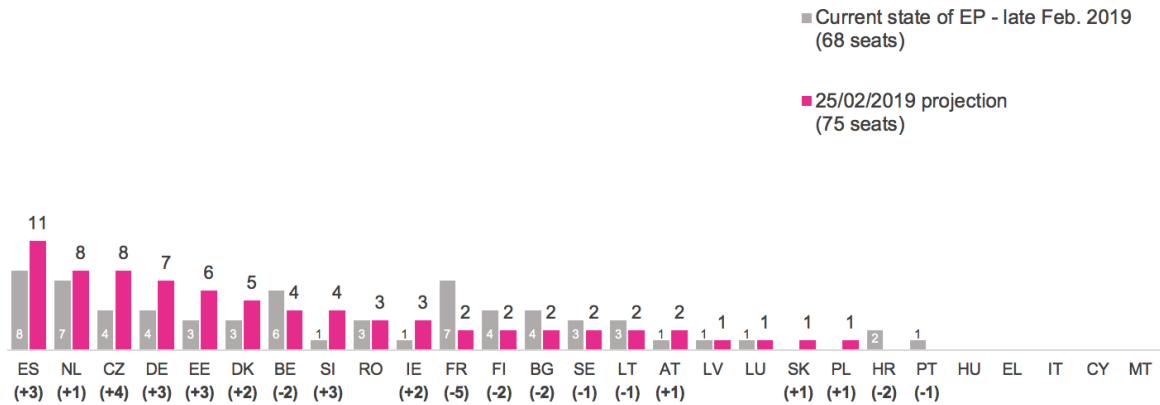
25/02/2019





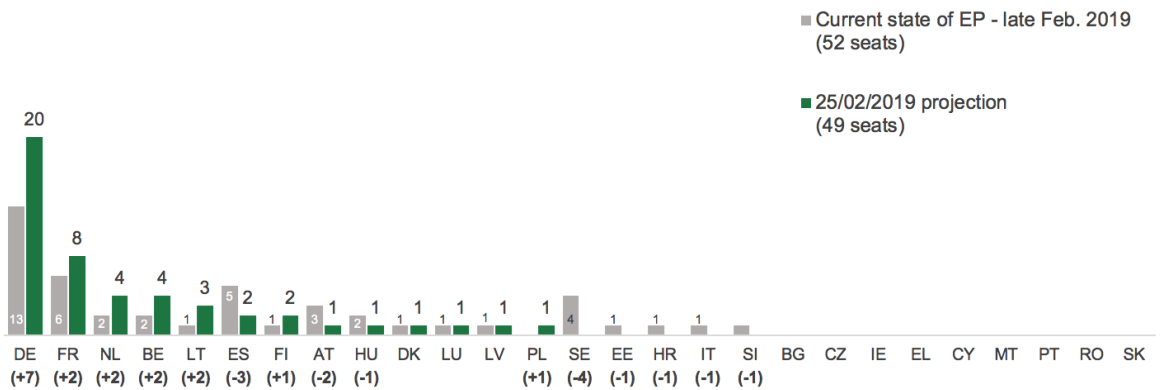
## ALDE

25/02/2019



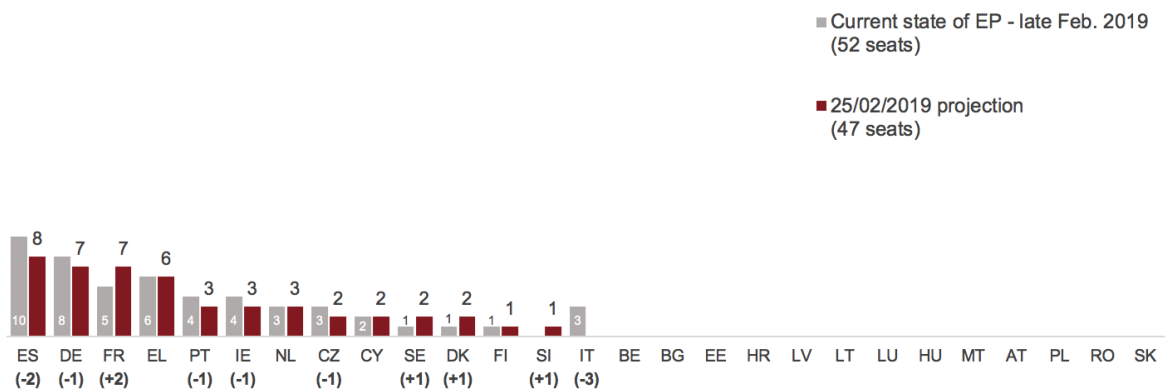
## GREENS/EFA

25/02/2019




## GUE/NGL

25/02/2019



## EFDD

25/02/2019




## ENF

25/02/2019



25/02/2019

## Not Affiliated



# Comparison of two last projections (06/02/2019 and 25/02/2019)

	European People's Party (EPP)				Socialists and Democrats (S&D)				European Conservatives and Reformists (ECR)				Alliance of Liberals and Democrats for Europe (ALDE)				The Greens/European Free Alliance (EFA)				European United Left/Nordic Green Left (GUE/NGL)				Europe of freedom and direct democracy (EFDD)				Europe of Nations and Freedom (ENF)				Non-attached Members				25/02/2019 Others			
	06/02/2019 projection	25/02/2019 projection	Diff.		06/02/2019 projection	25/02/2019 projection	Diff.		06/02/2019 projection	25/02/2019 projection	Diff.		06/02/2019 projection	25/02/2019 projection	Diff.		06/02/2019 projection	25/02/2019 projection	Diff.		06/02/2019 projection	25/02/2019 projection	Diff.		06/02/2019 projection	25/02/2019 projection	Diff.		06/02/2019 projection	25/02/2019 projection	Diff.		06/02/2019 projection	25/02/2019 projection	Diff.					
<b>EU</b>	<b>184</b>	<b>181</b>	<b>-3</b>		<b>135</b>	<b>135</b>	<b>0</b>		<b>51</b>	<b>46</b>	<b>-5</b>		<b>75</b>	<b>75</b>	<b>0</b>		<b>44</b>	<b>49</b>	<b>+5</b>		<b>46</b>	<b>47</b>	<b>+1</b>		<b>43</b>	<b>39</b>	<b>-4</b>		<b>59</b>	<b>59</b>	<b>0</b>		<b>10</b>	<b>8</b>	<b>-2</b>		<b>58</b>	<b>66</b>	<b>+8</b>	
%	26.1%	<b>25.7%</b>	0.0%		19.1%	<b>19.1%</b>	0.0%		7.2%	<b>6.5%</b>	<b>-1.0%</b>		10.6%	<b>10.6%</b>	0.0%		6.2%	<b>7.0%</b>	<b>1.0%</b>		6.5%	<b>6.7%</b>	<b>0.0%</b>		6.1%	<b>5.5%</b>	<b>-1.0%</b>		8.4%	<b>8.4%</b>	0.0%		1.4%	<b>1.1%</b>	0.0%		8.2%	<b>9.4%</b>	<b>1.0%</b>	
No.D*	23	<b>24</b>	<b>1</b>		26	<b>26</b>	<b>0</b>		11	<b>11</b>	<b>0</b>		18	<b>20</b>	<b>2</b>		10	<b>13</b>	<b>3</b>		13	<b>13</b>	<b>0</b>		5	<b>6</b>	<b>1</b>		6	<b>7</b>	<b>1</b>		3	<b>3</b>	<b>0</b>		15	<b>15</b>	<b>0</b>	
BE	4	4	0		4	3	<b>-1</b>		4	4	0		4	4	0		3	4	<b>+1</b>		0	0	0		0	0	0		1	1	0		0	0	0		1	1	0	
BG	8	7	<b>-1</b>		6	6	0		0	0	0		2	2	0		0	0	0		0	0	0		0	0	0		0	1	<b>+1</b>		0	0	0		1	1	0	
CZ	0	1	<b>+1</b>		3	2	<b>-1</b>		4	3	<b>-1</b>		8	8	0		0	0	0		2	2	0		0	0	0		1	1	0		0	0	0		3	4	<b>+1</b>	
DK	0	0	0		5	3	<b>-2</b>		3	3	0		4	5	<b>+1</b>		1	1	0		1	2	<b>+1</b>		0	0	0		0	0	0		0	0	0		0	0	0	
DE	29	34	<b>+5</b>		15	18	<b>+3</b>		0	0	0		11	7	<b>-4</b>		18	20	<b>+2</b>		8	7	<b>-1</b>		12	10	<b>-2</b>		0	0	0		2	0	<b>-2</b>		1	0	<b>-1</b>	
EE	0	0	0		0	0	0		0	0	0		5	6	<b>+1</b>		0	0	0		0	0	0		0	0	0		0	0	0		0	0	0		2	1	<b>-1</b>	
IE	4	4	0		1	1	0		0	0	0		3	3	0		0	0	0		2	3	<b>+1</b>		0	0	0		0	0	0		0	0	0		3	2	<b>-1</b>	
EL	9	8	<b>-1</b>		2	2	0		0	0	0		0	0	0		0	0	0		6	6	0		0	0	0		0	0	0		4	4	0		0	1	<b>+1</b>	
ES	15	13	<b>-2</b>		16	18	<b>+2</b>		0	0	0		12	11	<b>-1</b>		3	2	<b>-1</b>		7	8	<b>+1</b>		0	0	0		0	0	0		0	0	0		6	7	<b>+1</b>	
FR	11	11	0		5	5	0		0	0	0		2	2	0		7	8	<b>+1</b>		8	7	<b>-1</b>		7	5	<b>-2</b>		21	19	<b>-2</b>		0	0	0		18	22	<b>+4</b>	
HR	6	6	0		3	3	0		0	0	0		0	0	0		0	0	0		0	0	0		0	0	0		0	0	0		0	0	0		3	3	0	
IT	8	9	<b>+1</b>		15	14	<b>-1</b>		4	4	0		0	0	0		0	0	0		0	0	0		22	21	<b>-1</b>		27	28	<b>+1</b>		0	0	0		0	0	0	
CY	3	2	<b>-1</b>		1	1	0		0	0	0		0	0	0		0	0	0		1	2	<b>+1</b>		0	0	0		0	0	0		0	0	0		1	1	0	
LV	0	0	0		2	2	0		1	1	0		1	1	0		0	1	<b>+1</b>		0	0	0		0	0	0		0	0	0		0	0	0		4	3	<b>-1</b>	
LT	4	4	0		1	1	0		0	0	0		1	2	<b>+1</b>		4	3	<b>-1</b>		0	0	0		1	1	0		0	0	0		0	0	0		0	0	0	
LU	3	3	0		1	1	0		0	0	0		1	1	0		1	1	0		0	0	0		0	0	0		0	0	0		0	0	0		0	0	0	
HU	13	13	0		4	4	0		0	0	0		0	0	0		0	1	<b>+1</b>		0	0	0		0	0	0		0	0	0		4	3	<b>-1</b>		0	0	0	
MT	2	2	0		4	4	0		0	0	0		0	0	0		0	0	0		0	0	0		0	0	0		0	0	0		0	0	0		0	0	0	
NL	3	3	0		2	2	0		1	2	<b>+1</b>		9	8	<b>-1</b>		4	4	0		3	3	0		0	0	0		4	4	0		0	0	0		3	3	0	
AT	6	6	0		5	5	0		0	0	0		2	2	0		1	1	0		0	0	0		0	0	0		5	5	0		0	0	0		0	0	0	
PL	20	17	<b>-3</b>		4	2	<b>-2</b>		22	18	<b>-4</b>		0	1	<b>+1</b>		0	1	<b>+1</b>		0	0	0		0	1	<b>+1</b>		0	0	0		1	<b>+1</b>		6	11	<b>+5</b>		
PT	8	8	0		9	10	<b>+1</b>		0	0	0		0	0	0		0	0	0		4	3	<b>-1</b>		0	0	0		0	0	0		0	0	0		0	0	0	
RO	14	13	<b>-1</b>		11	13	<b>+2</b>		2	1	<b>-1</b>		3	3	0		0	0	0		0	0	0		0	0	0		0	0	0		0	0	0		3	3	0	
SI	3	2	<b>-1</b>		1	1	0		0	0	0		3	4	<b>+1</b>		0	0	0		1	1	0		0	0	0		0	0	0		0	0	0		0	0	0	
SK	2	2	0		4	3	<b>-1</b>		4	4	0		0	1	<b>+1</b>		0	0	0		0	0	0		0	0	0		1	1	0		0	0	0		3	3	0	
FI	3	3	0		4	4	0		2	2	0		2	2	0		2	2	0		1	1	0		0	0	0		0	0	0		0	0	0		0	0	0	
SE	6	6	0		7	7	0		4	4	0		2	2	0		0	0	0		2	2	0		0	0	0		0	0	0		0	0	0		0	0	0	

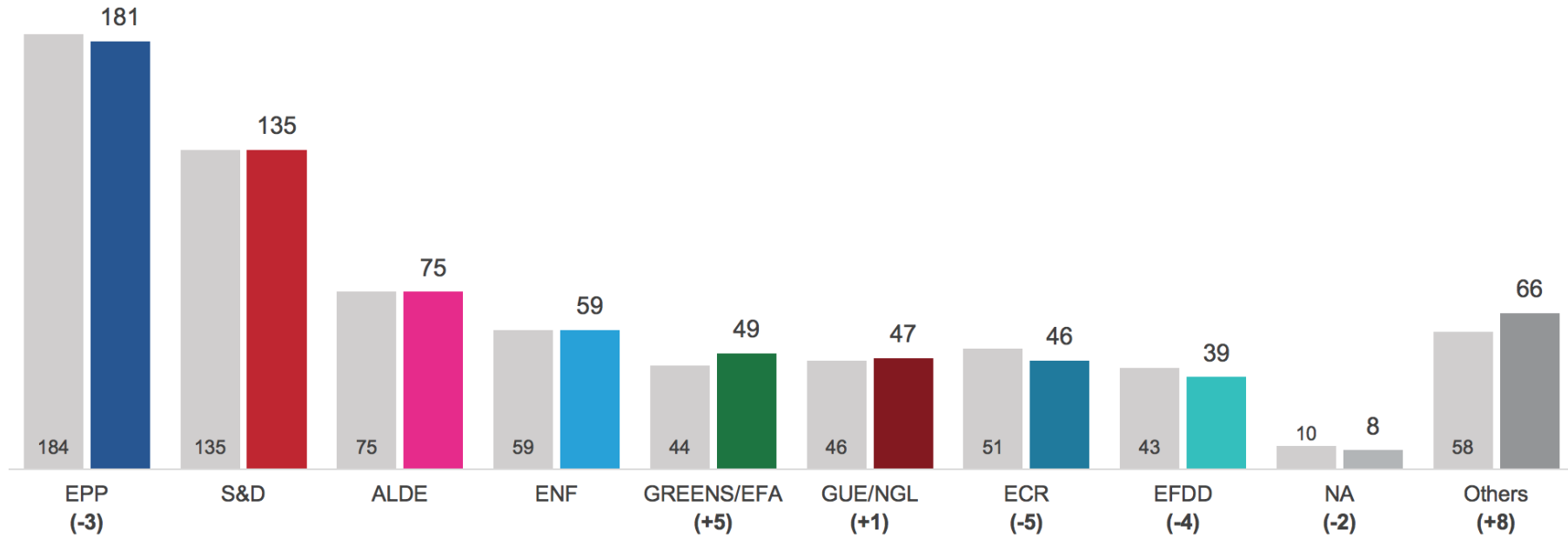
\*No.D: No. of national delegations according to projection

# EP Groups: overall gains and losses

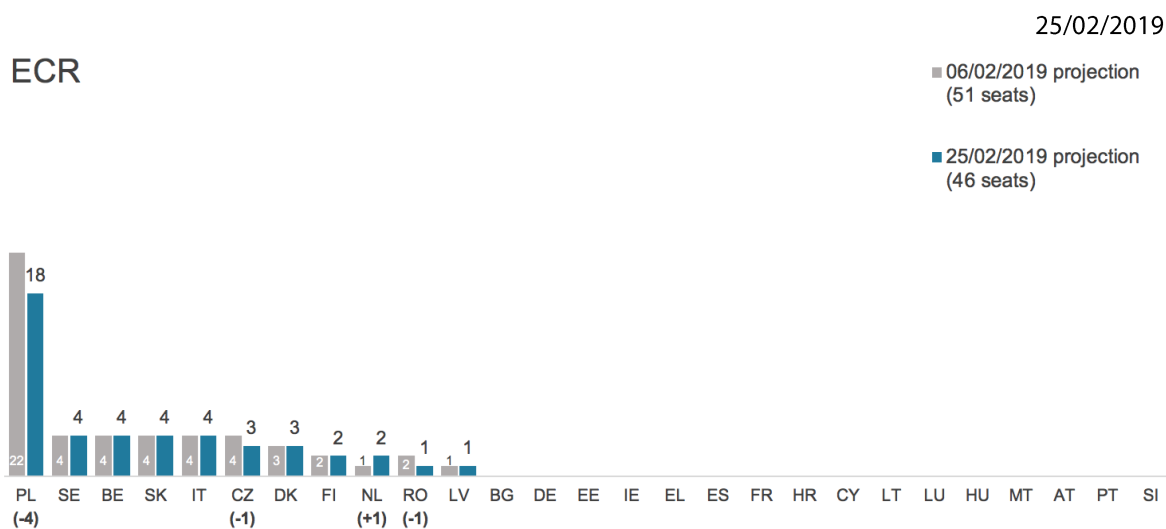
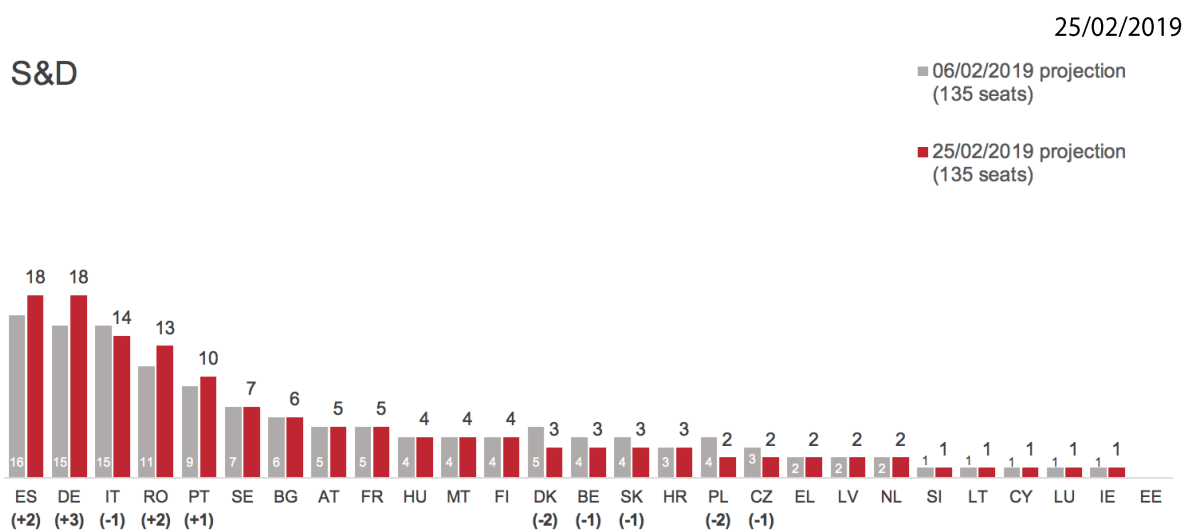
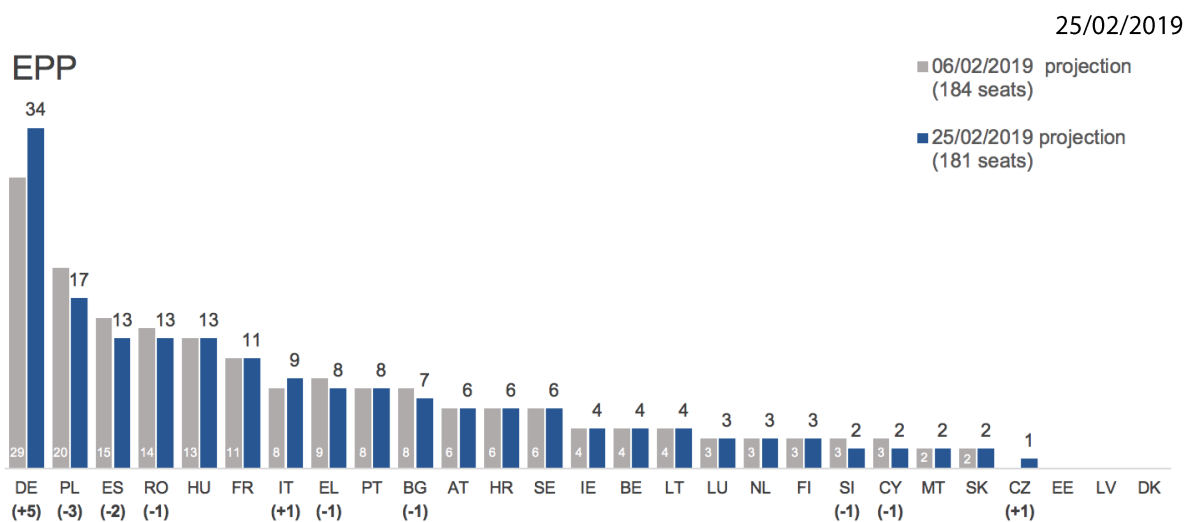
25/02/2019

## EP Groups

■ 06/02/2019 projection  
■ ■ ■ ■ ■ ■ ■ 25/02/2019 projection



# EP Groups: gains and losses at country level

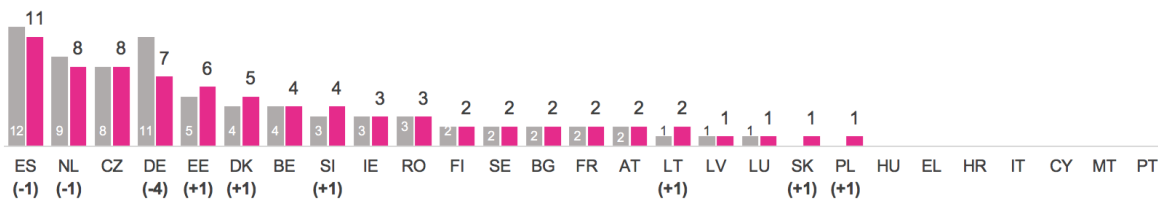


25/02/2019

## ALDE

■ 06/02/2019 projection  
(75 seats)

■ 25/02/2019 projection  
(75 seats)

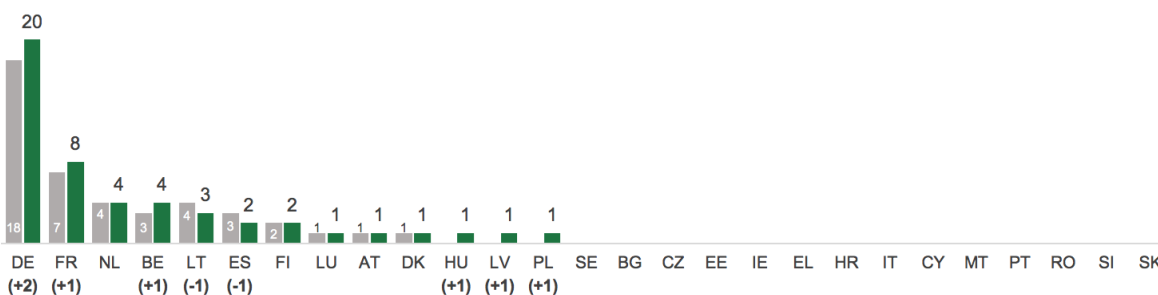


25/02/2019

## GREENS/EFA

■ 06/02/2019 projection  
(44 seats)

■ 25/02/2019 projection  
(49 seats)

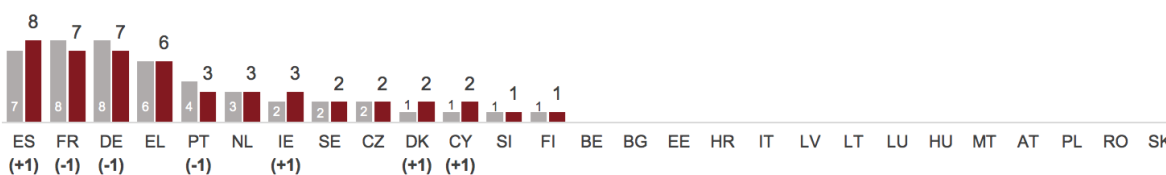


25/02/2019

## GUE/NGL

■ 06/02/2019 projection  
(46 seats)

■ 25/02/2019 projection  
(47 seats)




25/02/2019

### EFDD




25/02/2019

### ENF



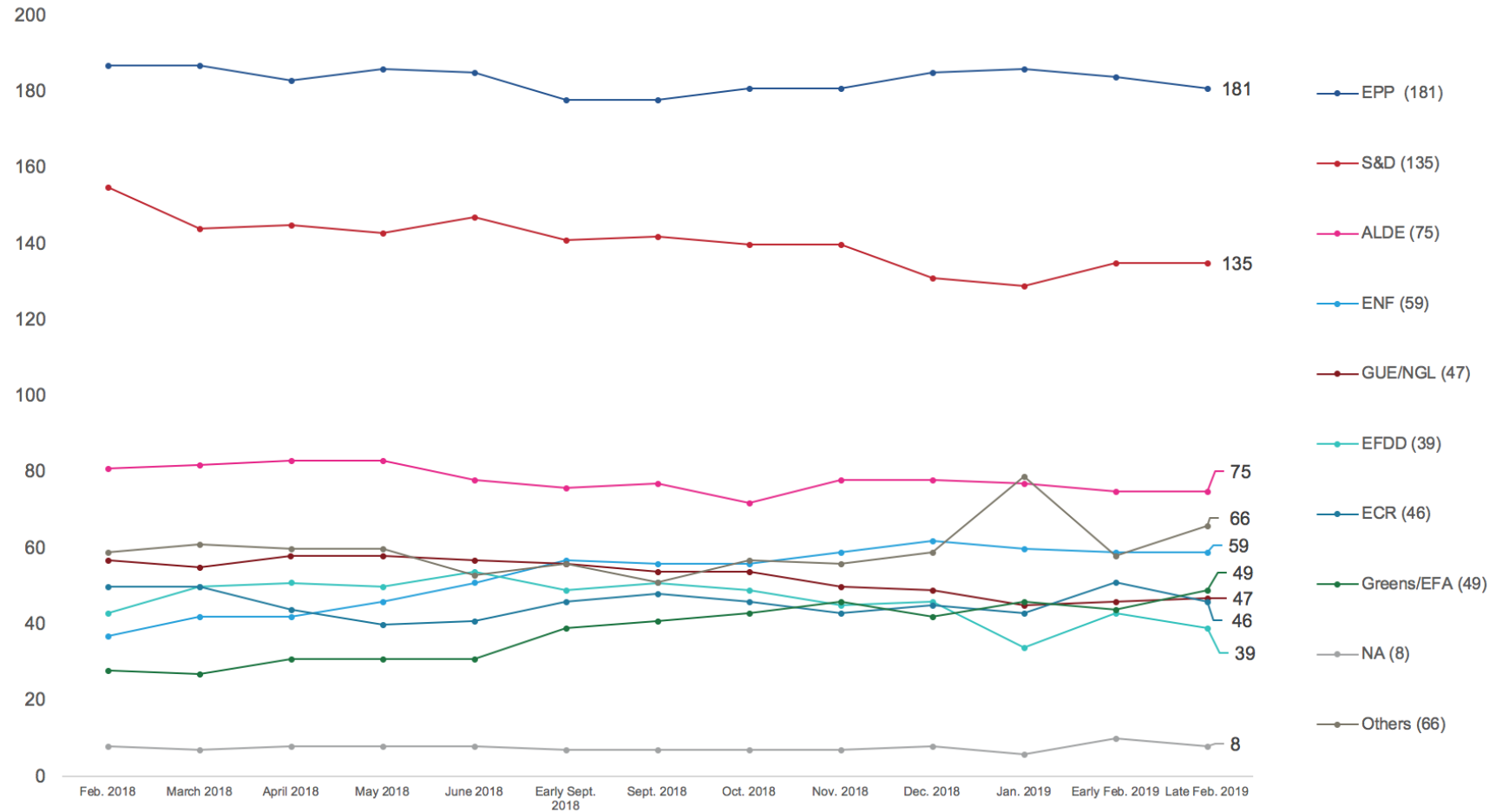
25/02/2019

### Not Affiliated



# EP Groups: seat projections over time

25/02/2019



The seat projections are carried out based on the number of seats decided for the next European elections after the exit of the United Kingdom (705 MEPs)



## 1. Voting intentions

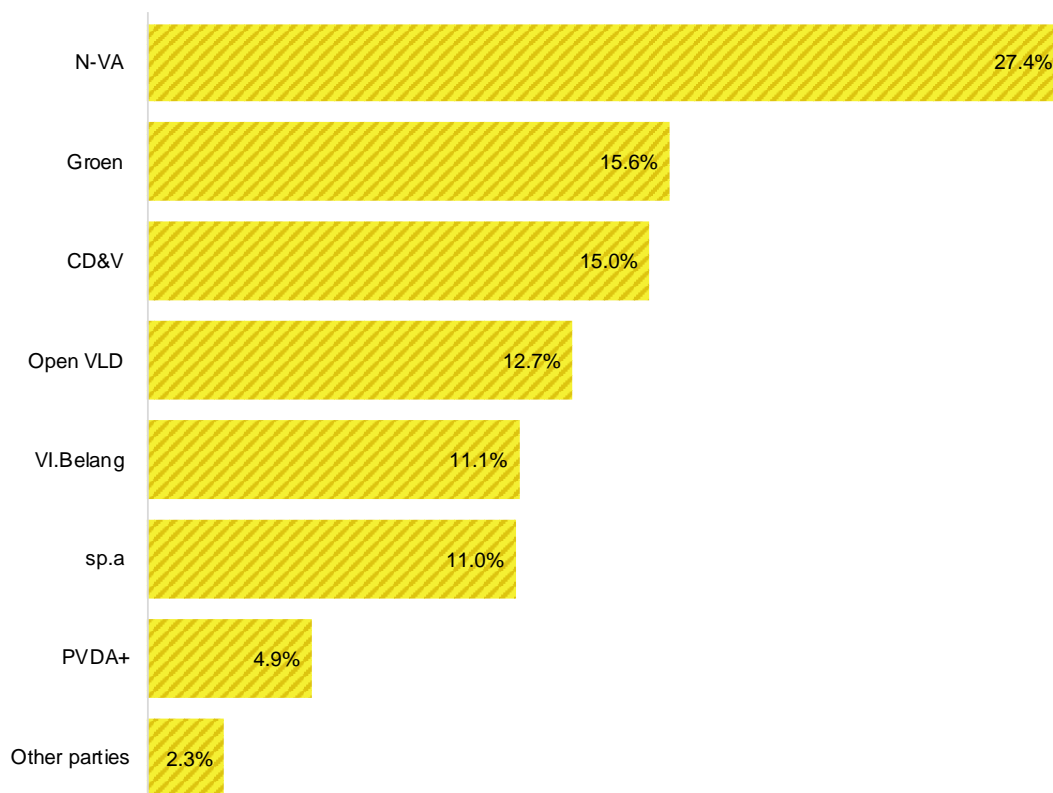


### BELGIUM - Flemish community

#### Voting intentions

25/02/2019

#### Single national poll



Date	Source
16/02/2019	Ipsos

Score	Seat projection	Abbreviation	Party/Coalition/EP group
27.4%	4	N-VA	Nieuw-Vlaamse Alliantie (ECR)
15.6%	2	Groen	Groen (Greens/EFA)
15.0%	2	CD&V	Christen-Democratisch en Vlaams (EPP)
12.7%	2	Open VLD	Open Vlaamse Liberalen en Democraten (ALDE)
11.1%	1	VI.Belang	Vlaams Belang (ENF)
11.0%	1	sp.a	Socialistische Partij.Anders (S&D)
4.9%	0	PVDA+	Partij van de Arbeid van België
2.3%	0	Other parties	

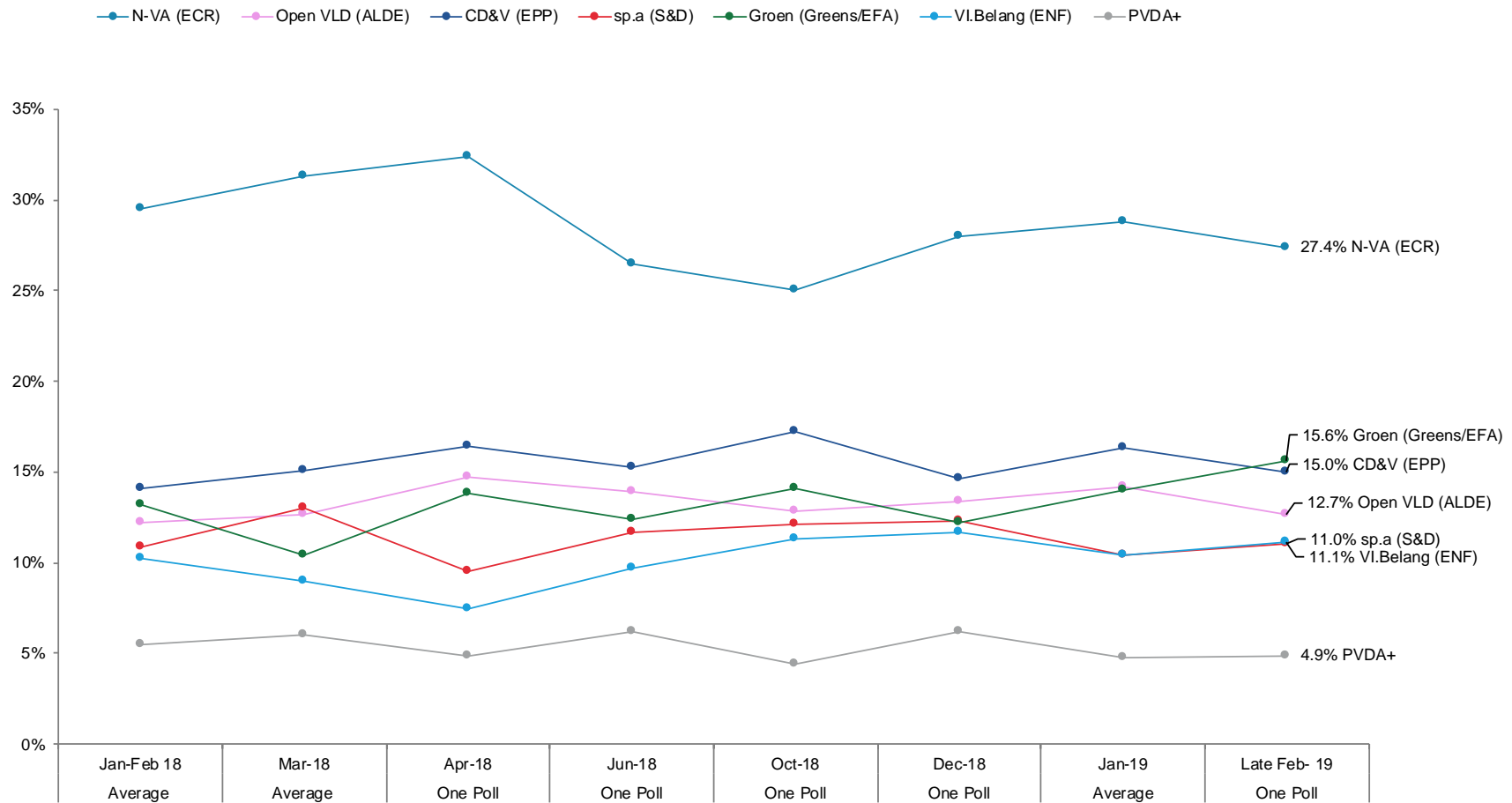
As currently no dedicated European elections voting intentions are available for this country, national voting intentions are used as the best available proxy for understanding the current political situation. The calculations must be understood as a snapshot of the current political situation in the country only and not as a prediction of the actual election results.

## 2. Voting intentions over time



### BELGIUM - Flemish community

25/02/2019



## 1. Voting intentions

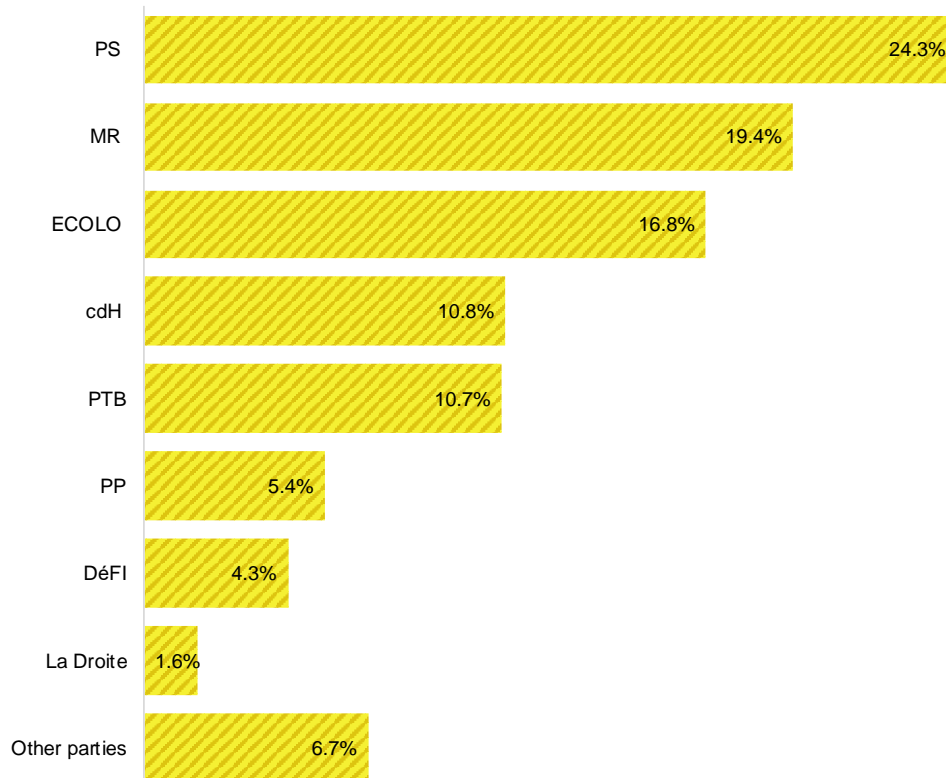


### BELGIUM - French community

#### Voting intentions

25/02/2019

#### Single national poll



Date	Source
16/02/2019	Ipsos

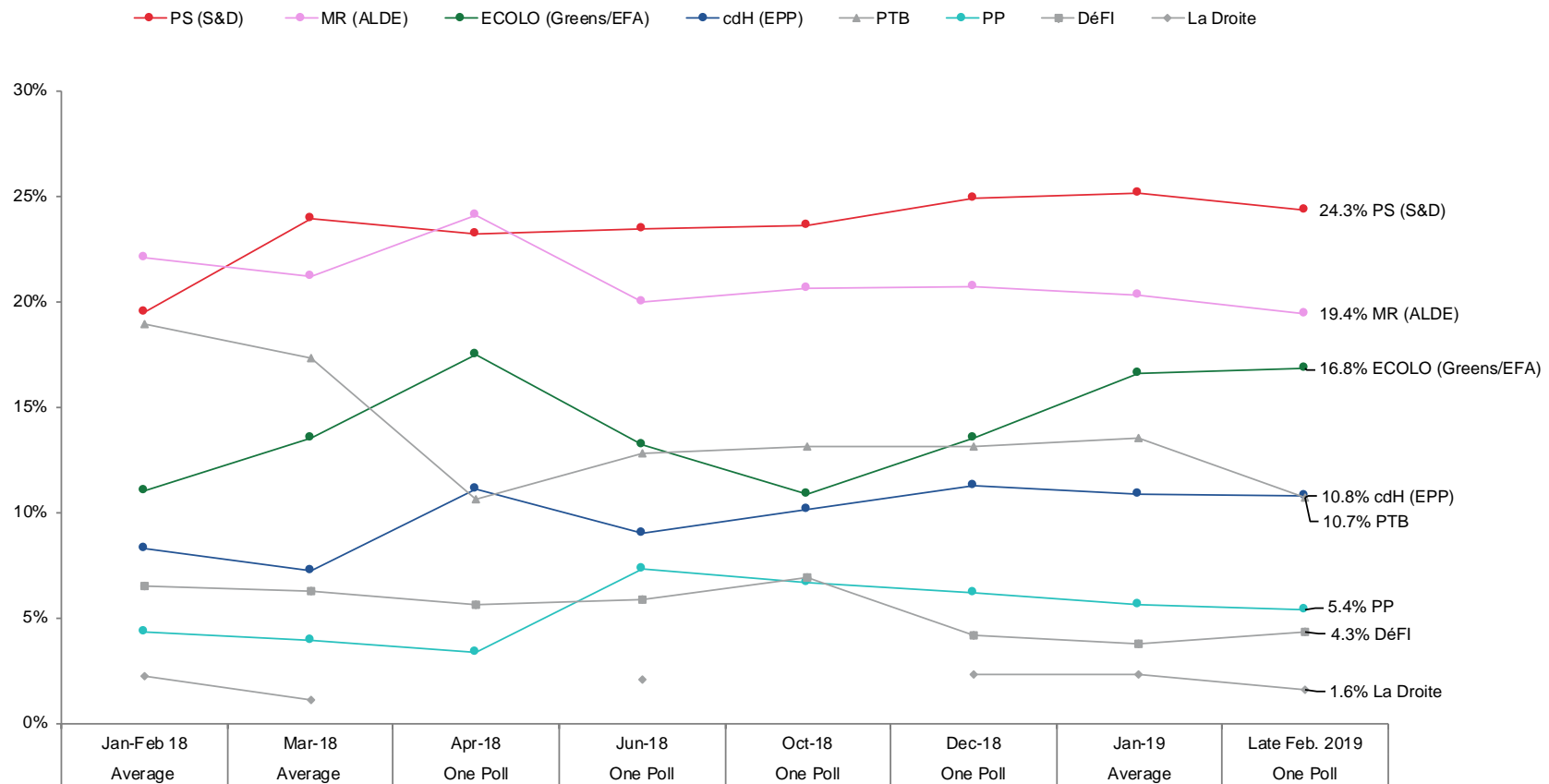
Score	Seat projection	Abbreviation	Party/Coalition/EP group
24.3%	2	PS	Parti Socialiste (S&D)
19.4%	2	MR	Mouvement Réformateur (ALDE)
16.8%	2	ECOLO	Écologistes Confédérés pour l'Organisation de Luttes Originales (Greens/EFA)
10.8%	1	cdH	Centre Démocrate Humaniste (EPP)
10.7%	1	PTB	Parti du Travail de Belgique
5.4%	0	PP	Parti Populaire
4.3%	0	DéFI	Démocrate Fédéraliste Indépendant
1.6%	0	La Droite	La droite citoyenne
6.7%	0	Other parties	

## 2. Voting intentions over time



### BELGIUM - French community

25/02/2019



PP – This party is a member of the Alliance for Direct Democracy in Europe Party (ADDE) but not part of the EFDD group. They do not currently have any seats in the EP.

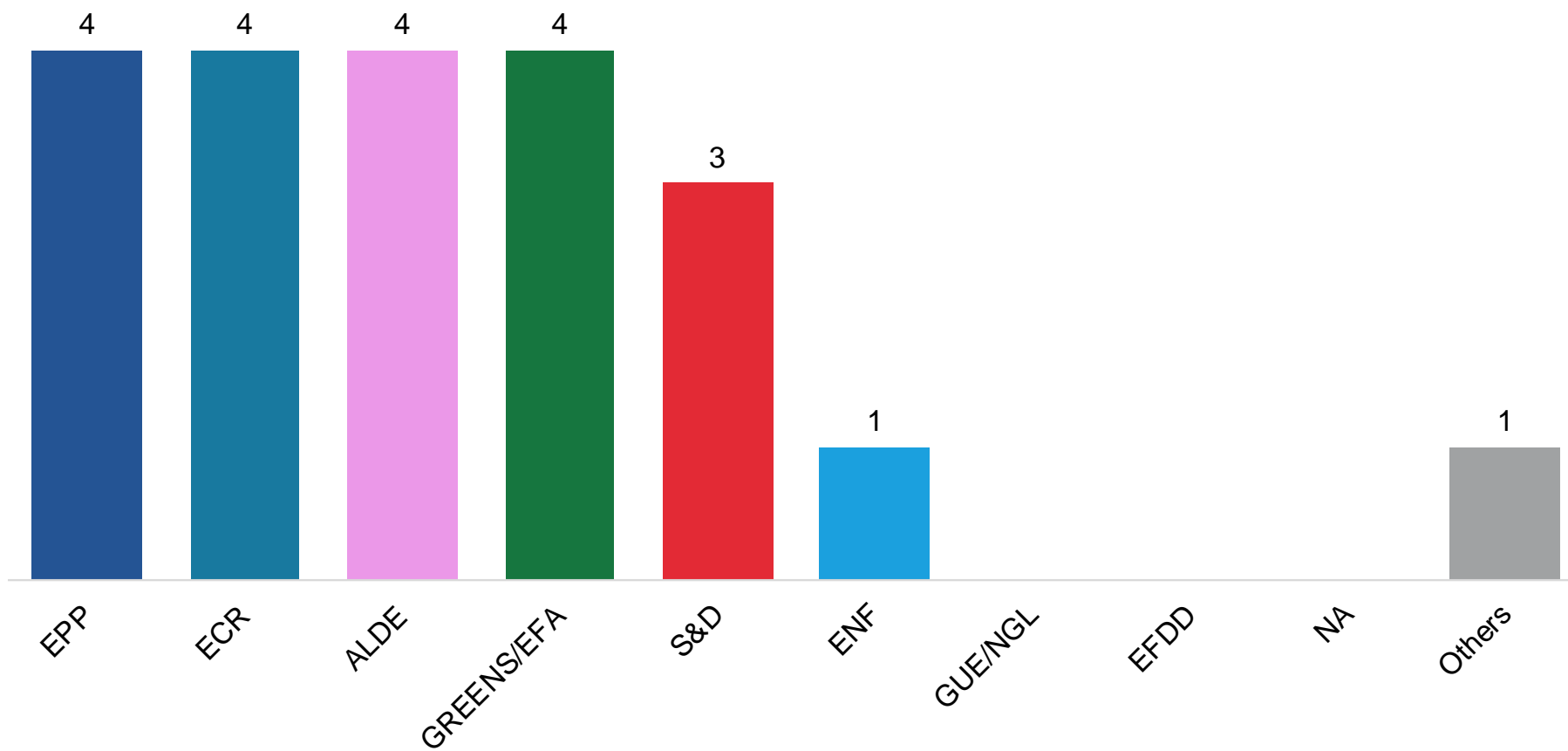
3. Seat projection



BELGIUM

SEATS: 21

25/02/2019





## 1. Voting intentions

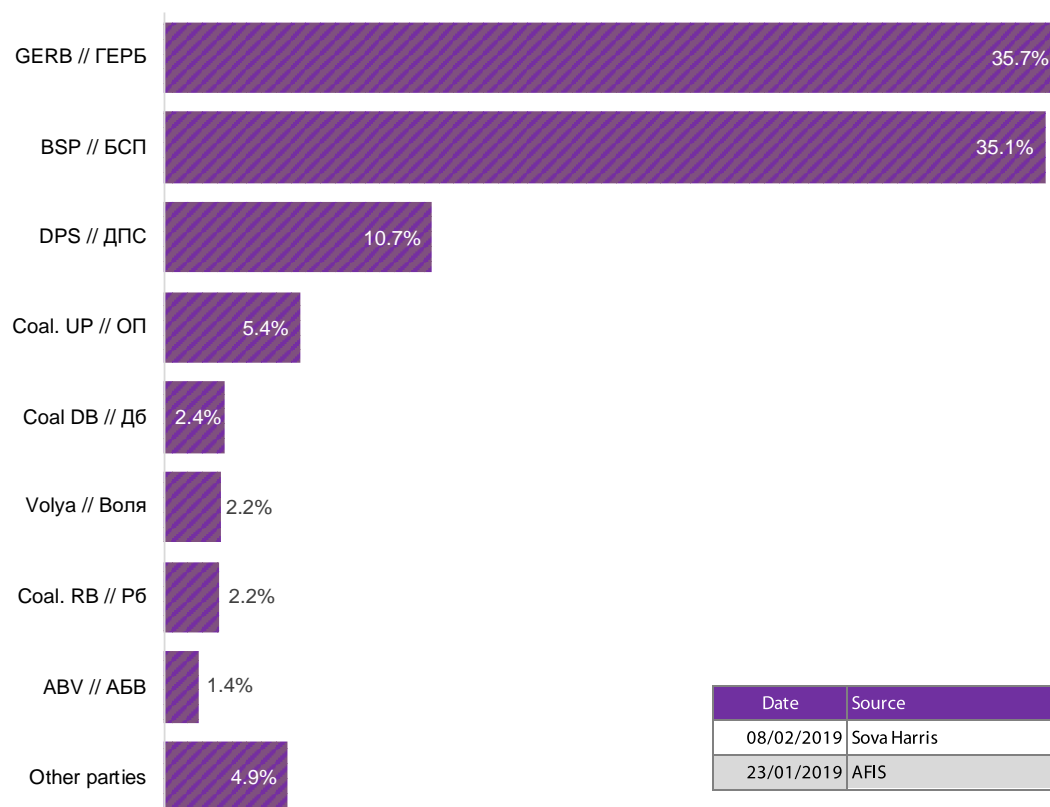


### BULGARIA

#### Voting intentions

25/02/2019

#### Average of European Elections polls



Date	Source
08/02/2019	Sova Harris
23/01/2019	AFIS

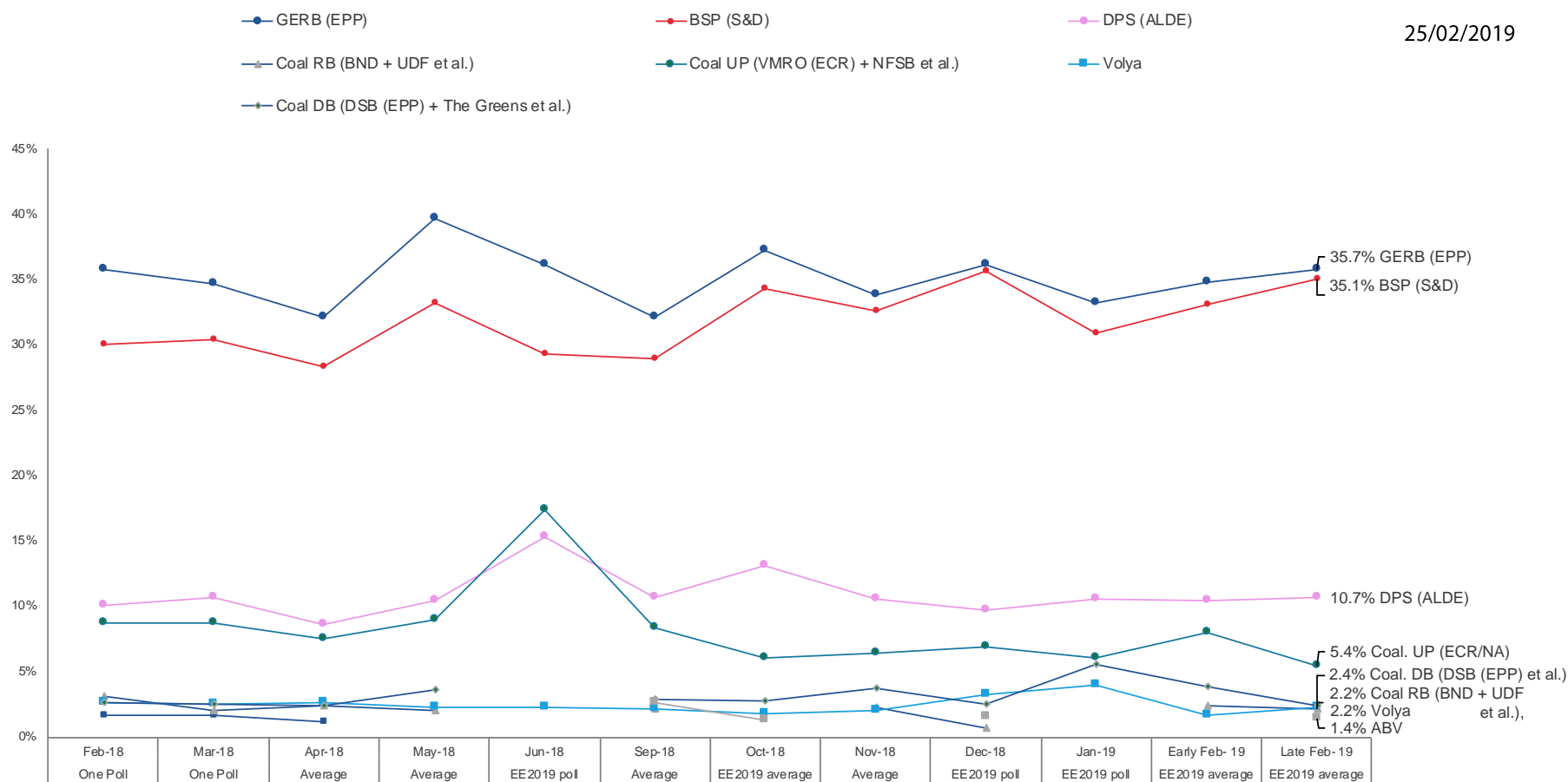
Score	Seat projection	Abbreviation	Party/Coalition/EP group
35.7%	6	GERB // ГЕРБ	Graždani za evropeisko razvitie na Bulgarija // Граждани за европейско развитие на България (EPP)
35.1%	6	BSP // БСП	Bulgarska sotsialisticheska partiya // Българска социалистическа партия (S&D)
10.7%	2	DPS // ДПС	Dvizhenie za prava i svobodi // Движение за права и свободи (ALDE)
5.4%	1	Coal. UP // ОП	Bulgarsko Natsionalno Dvizhenie (VMRO) (ECR) + Natsionalen Front za Spasenie na Bulgarija (NSFB) + Ataka // Българско Национално Движение + Национален фронт за спасение на България + ПП АТАКА
2.4%	1	Coal DB // ДБ	Demokrati za silna Bălgarija (DSB) (EPP) // Демократи за силна България + The Greens // Зелените + Yes, Bulgaria! // Да, България!
2.2%	1	Volya // Воля	Volya // Воля
2.2%	0	Coal. RB // РБ	Coal RB // РБ (BND + UDF et al.)
1.4%	0	ABV // АБВ	Alternativa za balgarsko vazrazhdane // Алтернатива за българско възраждане
4.9%	0	Other parties	

## 2. Voting intentions over time



### BULGARIA


25/02/2019



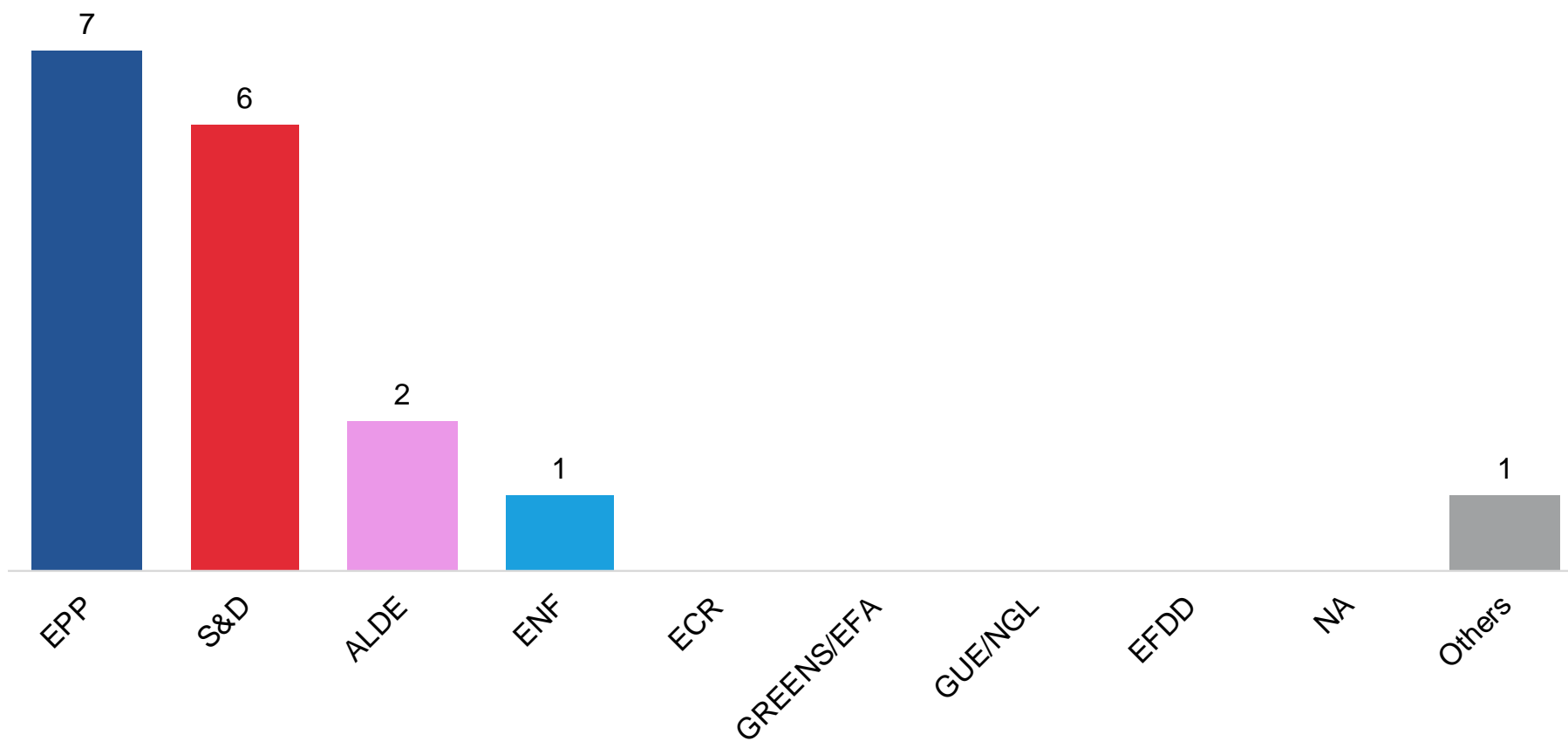
Volya - This party is a member of the Movement for a Europe of Nations and Freedom (MENF) but is not part of the ENF group. They do not currently have any seats in the EP.  
 Coal. RB – UDF, one of the members of the coalition, is a member of the European People’s party but is not part of the group. They do not currently have any seats in the EP.  
 Coal. DB – The Greens, one of the parties inside the coalition is a member of the European Green Party but is not a part of the group. They do not currently have any seats in the EP.



### 3. Seat projection

 **BULGARIA** SEATS: 17

25/02/2019



Coal. DB. – The projection presumes that 50% of the seats attributed to this coalition will go to the EPP, 10% to Greens/EFA and 40% to “Others”.  
Coal. RB – This projection presumes that 80% of the seats attributed to this coalition will go to the EPP and 20% to “Others”.



# 1. Voting intentions

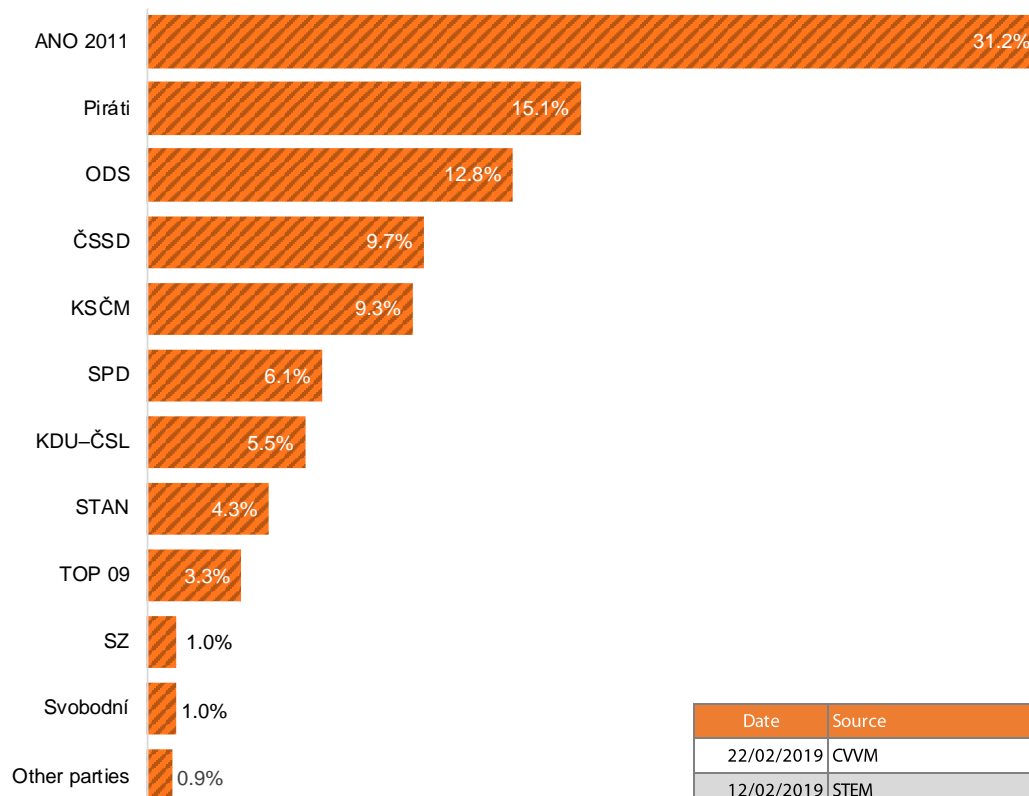


## CZECHIA

### Voting intentions

25/02/2019

### Average of national polls



Date	Source
22/02/2019	CVVM
12/02/2019	STEM

Score	Seat projection	Abbreviation	Party/Coalition/EP group
31.2%	8	ANO 2011	Akce nespokojených občanů (ALDE)
15.1%	4	Piráti	Česká pirátská strana
12.8%	3	ODS	Občanská demokratická strana (ECR)
9.7%	2	ČSSD	Česká strana sociálně demokratická (S&D)
9.3%	2	KSČM	Komunistická strana Čech a Moravy (GUE/NGL)
6.1%	1	SPD	Svoboda a přímá demokracie - Tomio Okamura
5.5%	1	KDU-ČSL	Křesťanská a demokratická unie – Československá strana lidová (EPP)
4.3%	0	STAN	Starostové a nezávislí (EPP)
3.3%	0	TOP 09	Tradice odpovědnost prosperita (EPP)
1.0%	0	SZ	Strana zelených
1.0%	0	Svobodní	Strana svobodných občanů (EFDD)
0.9%	0	Other parties	

As currently no dedicated European elections voting intentions are available for this country, national voting intentions are used as the best available proxy for understanding the current political situation. The calculations must be understood as a snapshot of the current political situation in the country only and not as a prediction of the actual election results.

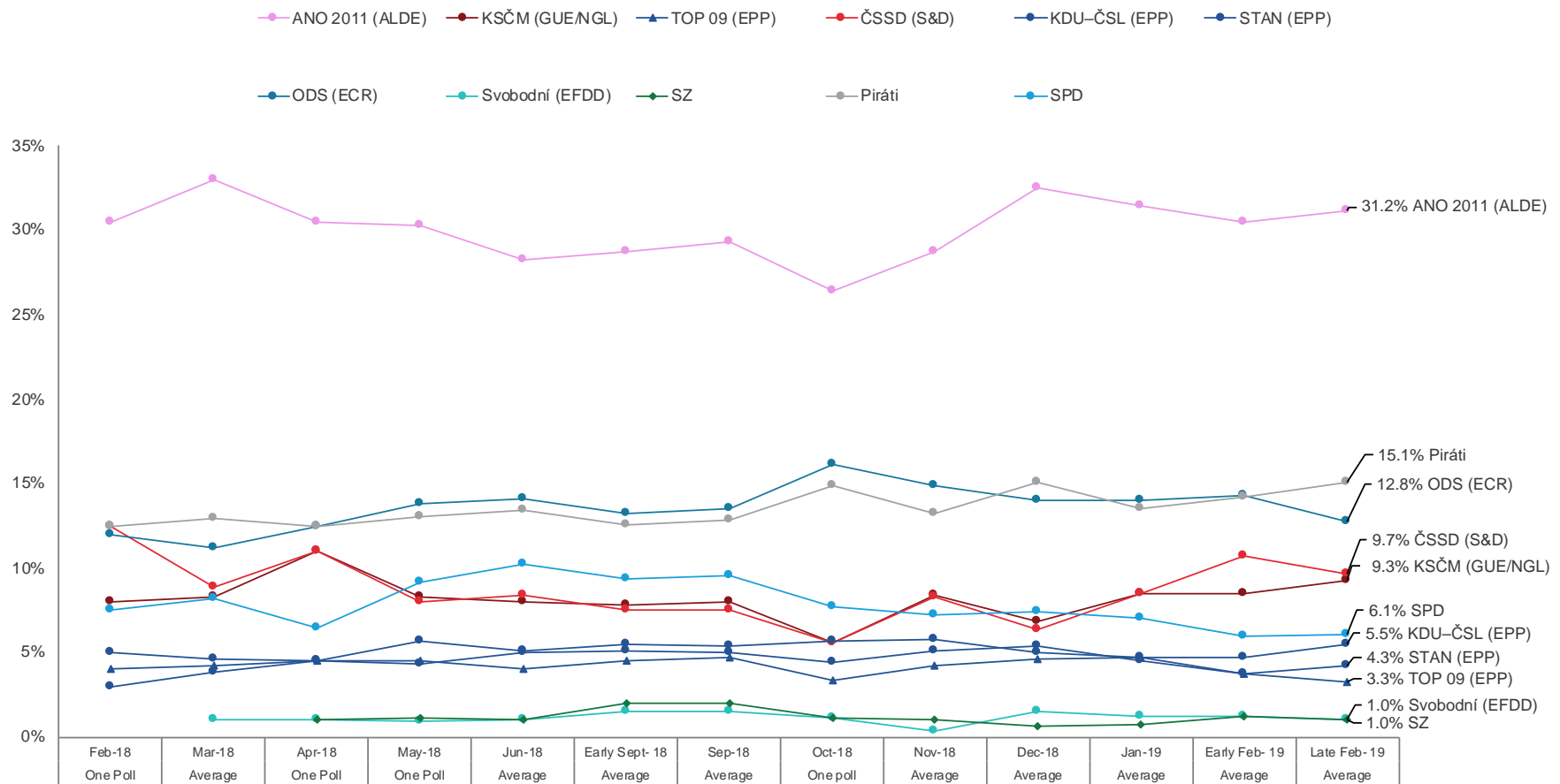
TOP 09 and STAN have signed a co-operation agreement for EE2019 and will set a common candidate list.

## 2. Voting intentions over time



### CZECHIA

25/02/2019



SPD – This party is a member of the Movement for a Europe of Nations and Freedom (MENF). They do not currently have any seats in the EP.

SZ – This party is a member of the European Green party (EGP) but not part of the Greens/EFA group. They do not currently have any seats in the EP.

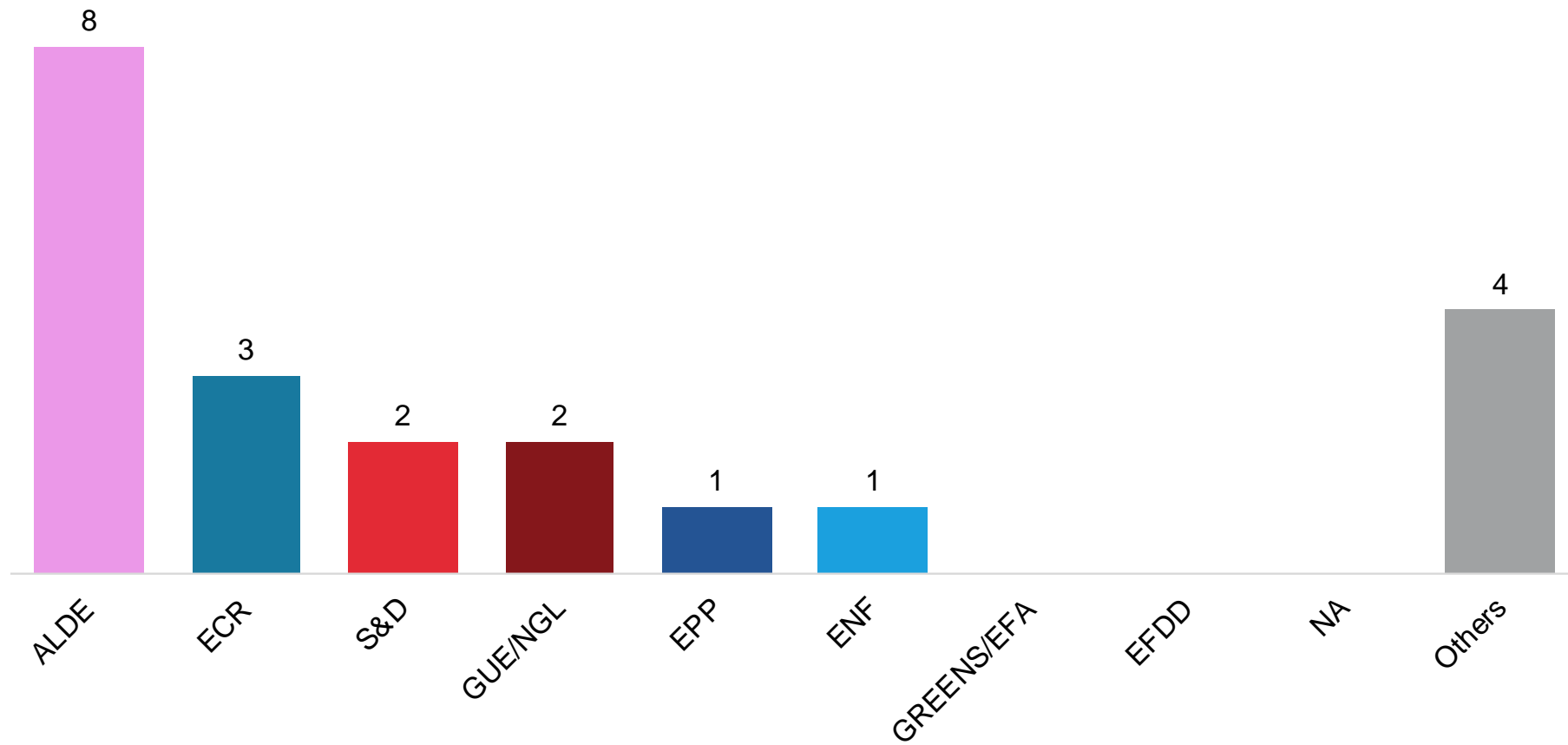
### 3. Seat projection



CZECHIA

SEATS: 21

25/02/2019





## 1. Voting intentions

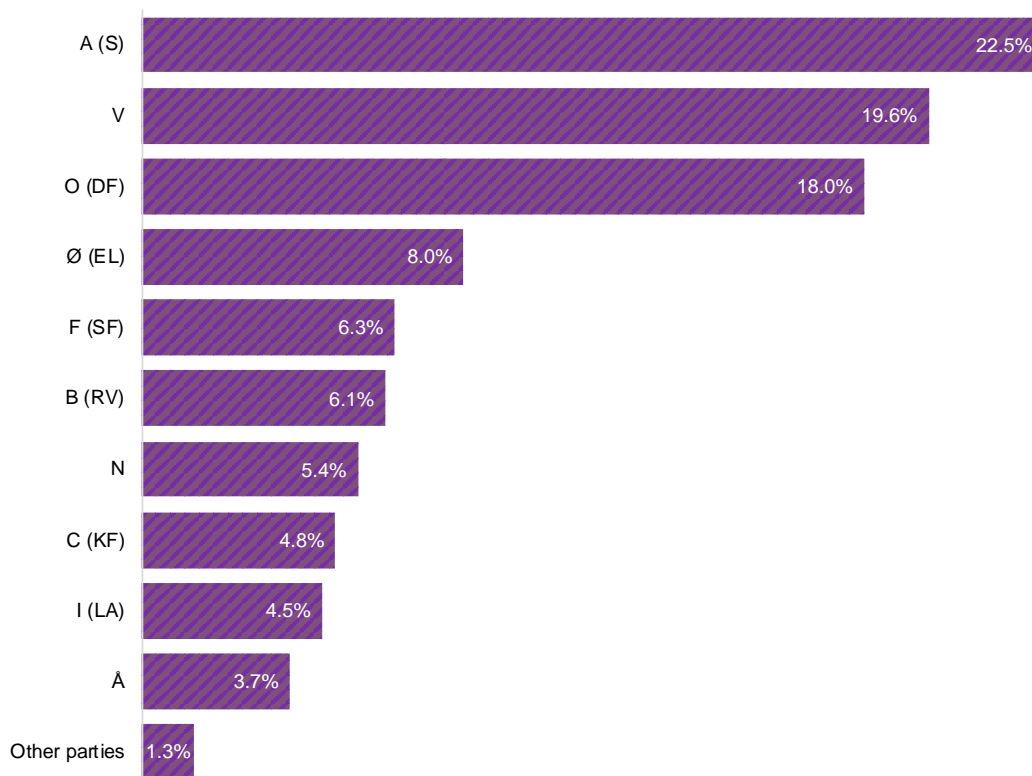


### DENMARK

#### Voting intentions

25/02/2019

#### European Elections poll



Date	Source
23/01/2019	YouGov

Score	Seat projection	Abbreviation	Party/Coalition/EP group
22.5%	3	A (S)	Socialdemokratiet (S&D)
19.6%	4	V	Venstre, Danmarks liberale parti (ALDE)
18.0%	3	O (DF)	Dansk Folkeparti (ECR)
8.0%	1	Ø (EL)	Enhedslisten de Rød-Grønne
6.3%	1	F (SF)	Socialistisk Folkeparti (Greens/EFA)
6.1%	1	B (RV)	Det Radikale Venstre (ALDE)
5.4%	1	N	Folkebevægelsen mod EU (GUE/NGL)
4.8%	0	C (KF)	Det Konservative Folkeparti (EPP)
4.5%	0	I (LA)	Liberal Alliance
3.7%	0	Å	Alternativet
1.3%	0	Other parties	

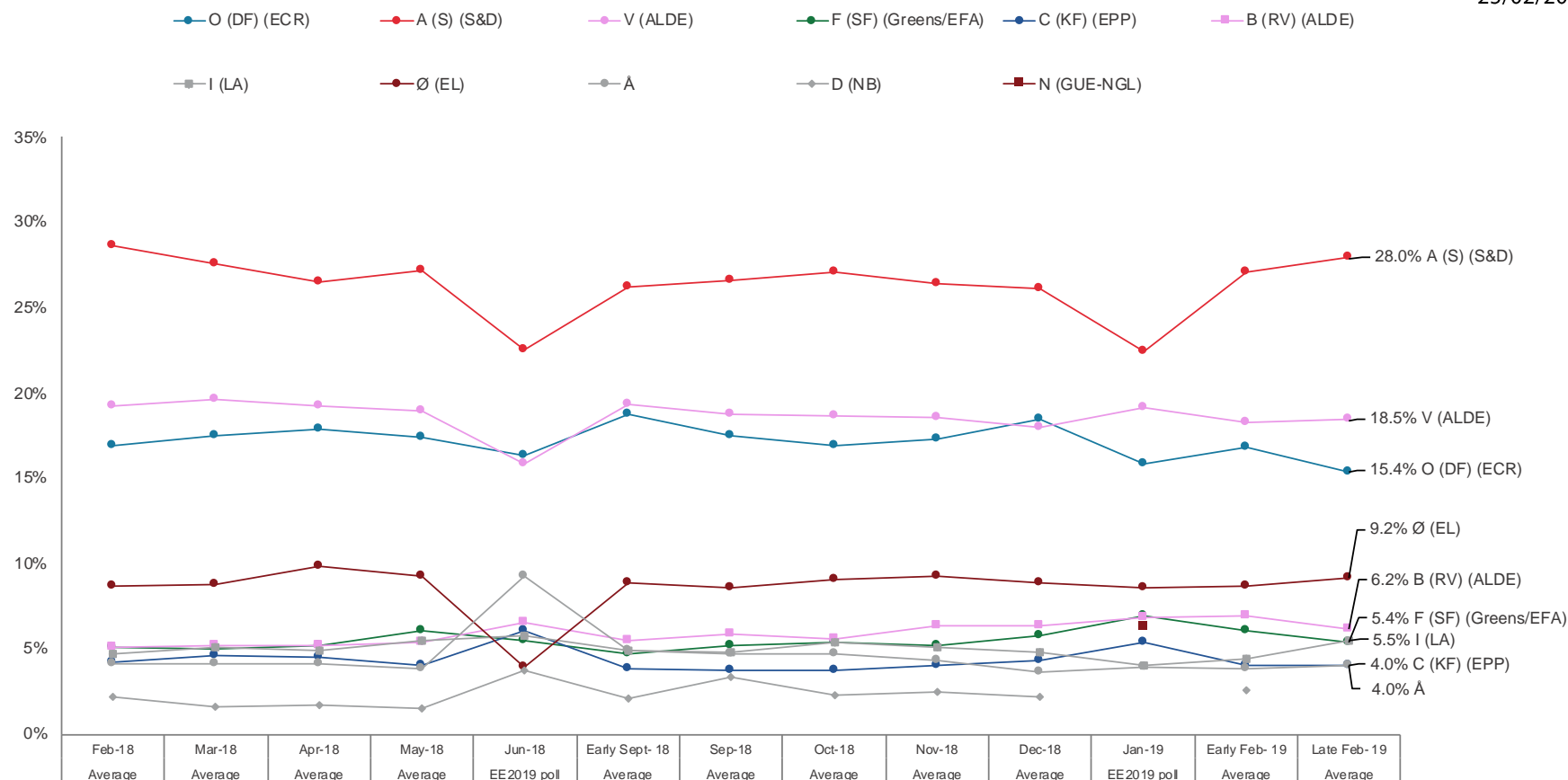
These results use the European elections poll conducted in January, including the party N (GUE/NGL).

## 2. Voting intentions over time



### DENMARK

25/02/2019




This trendline shows the results of the latest polling figures (national or European). Seat projections have been made based on the latest European Election poll data available since party "N" only appears in these polls.

Ø (EL) – This party is a member of the party of the European Left (EL) but not part of the GUE-NGL group. They do not currently have any seats in the EP.

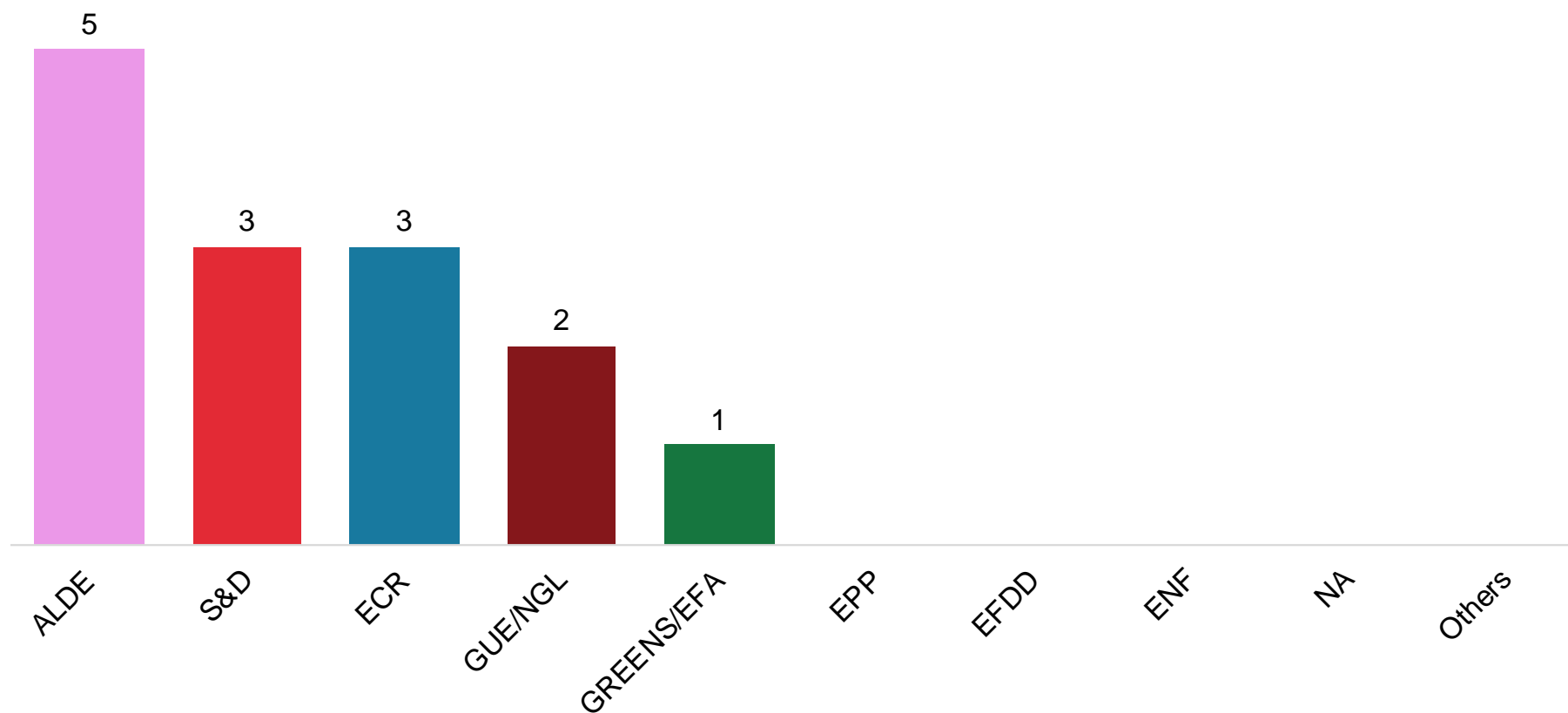
N – This party is only polled in voting intentions for the European elections.



### 3. Seat projection

 **DENMARK** SEATS: 14

25/02/2019



Seat projection results for Denmark have been calculated using the four electoral alliances. Seats awarded to each alliance have been redistributed to their member parties according to their electoral strength, using the D'hondt methodology.



# 1. Voting intentions

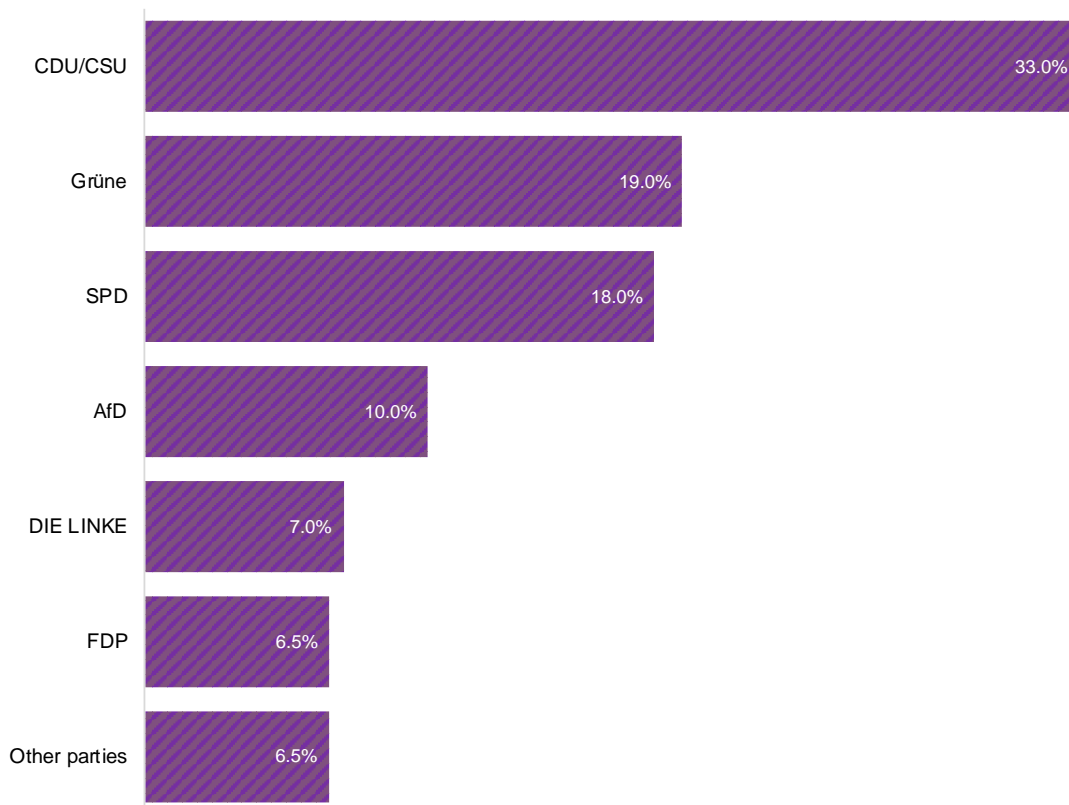


## GERMANY

### Voting intentions

25/02/2019


### Average of European Elections polls



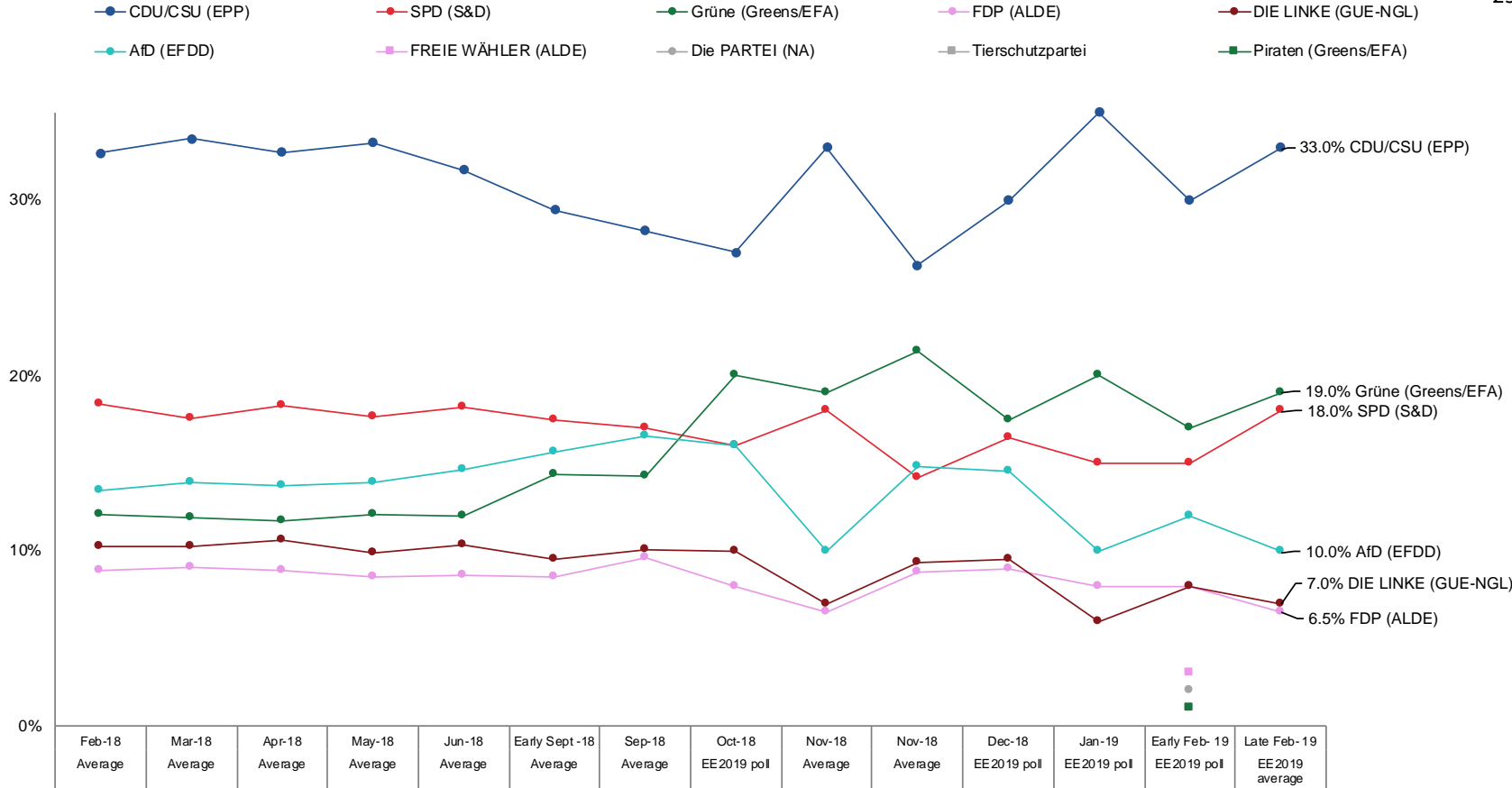
Date	Source
22/02/2019	FgW
14/02/2019	Infratest dimap

Score	Seat projection	Abbreviation	Party/Coalition/EP group
33.0%	34	CDU/CSU	Christlich Demokratische Union + Christlich Soziale Union (EPP)
19.0%	20	Grüne	Bündnis 90/Die Grünen (Greens/EFA)
18.0%	18	SPD	Sozialdemokratische Partei Deutschlands (S&D)
10.0%	10	AfD	Alternative für Deutschland (EFDD)
7.0%	7	DIE LINKE	Linkspartei (GUE/NGL)
6.5%	7	FDP	Freie Demokraten (ALDE)
6.5%	0	Other parties	


2. Voting intentions over time

 GERMANY

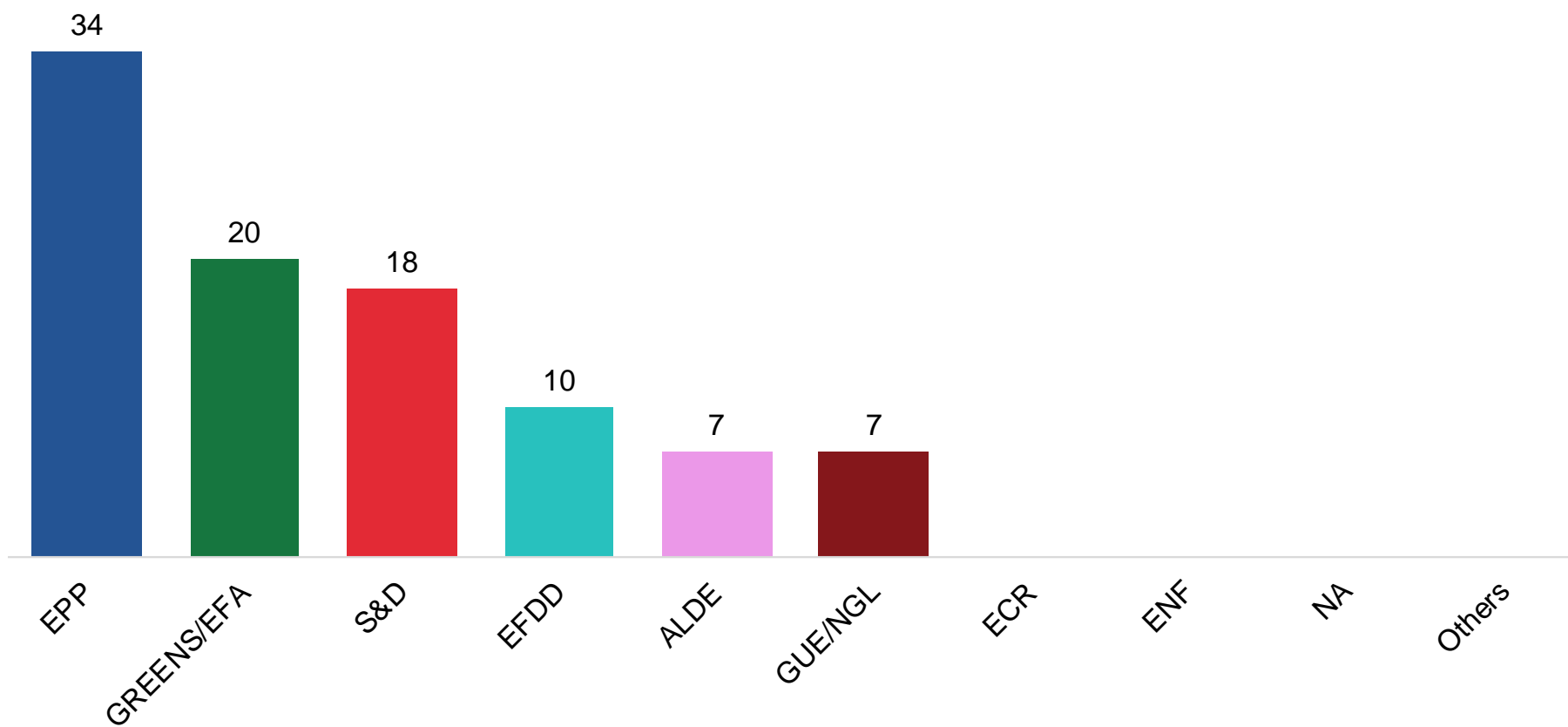
25/02/2019



### 3. Seat projection

 **GERMANY** SEATS: 96

25/02/2019





## 1. Voting intentions

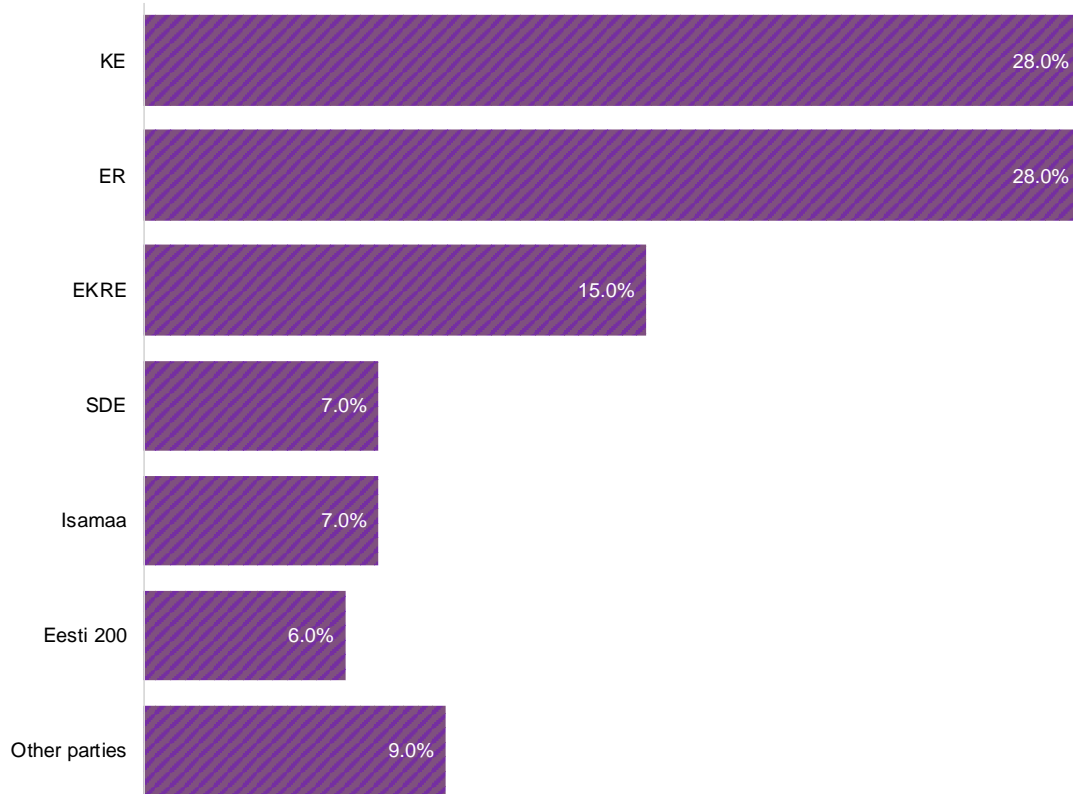


### ESTONIA

#### Voting intentions

25/02/2019

#### European Elections poll



Date	Source
26/02/2019	Turu-uuringute AS

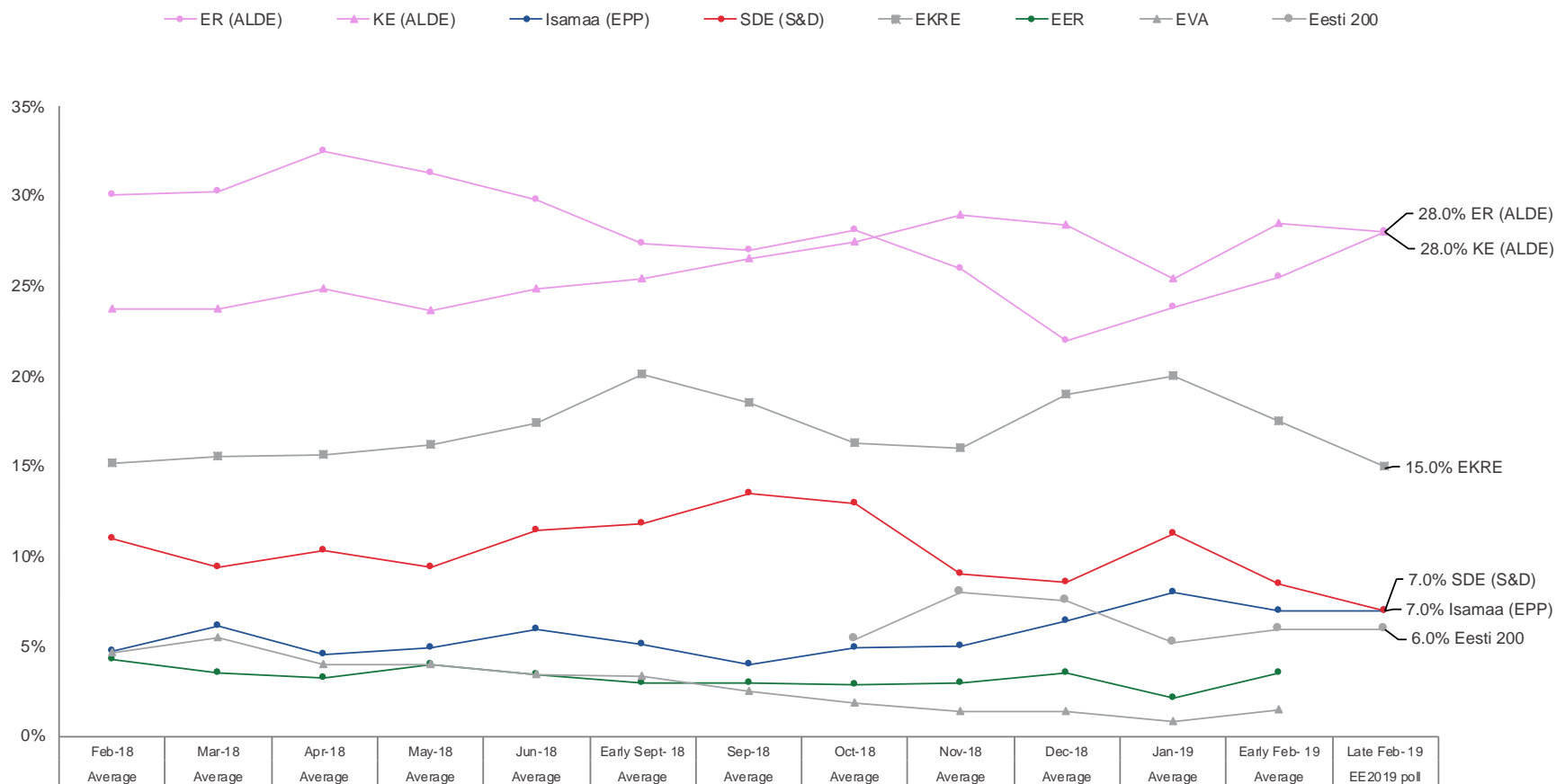
Score	Seat projection	Abbreviation	Party/Coalition/EP group
28.0%	3	KE	Eesti Keskerakond (ALDE)
28.0%	3	ER	Eesti Reformierakond (ALDE)
15.0%	1	EKRE	Eesti Konservatiivne Rahvaerakond
7.0%	0	SDE	Sotsiaaldemokraatlik Erakond (S&D)
7.0%	0	Isamaa	Erakond ISAMAA (EPP)
6.0%	0	Eesti 200	Eesti 200
9.0%	0	Other parties	

## 2. Voting intentions over time



### ESTONIA

25/02/2019



EER – This party is a member of the European Green Party (EGP) but not part of the Greens/EFA group. They do not currently have any seats in the EP.



### 3. Seat projection



ESTONIA

SEATS: 7

25/02/2019





# 1. Voting intentions

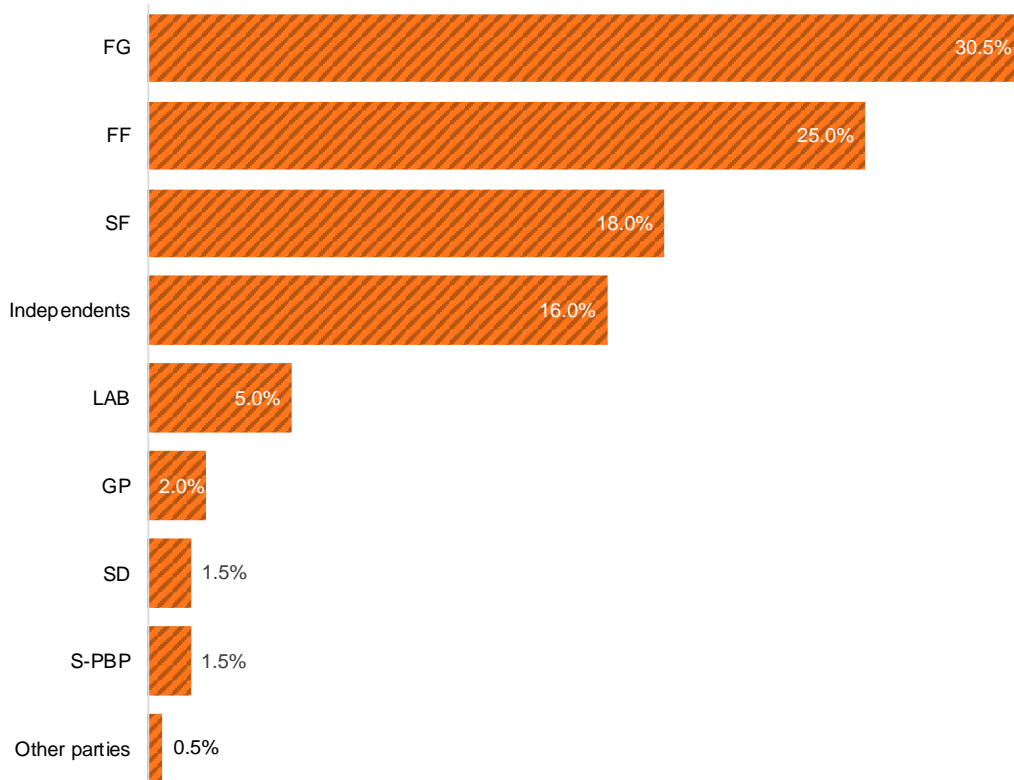


## IRELAND

### Voting intentions

25/02/2019

#### Average of national polls



Date	Source
20/02/2019	Red C
17/02/2019	B & A

Score	Seat projection	Abbreviation	Party/Coalition/EP group
30.5%	4	FG	Fine Gael (EPP)
25.0%	3	FF	Fianna Fail
18.0%	3	SF	Sinn Fein (GUE/NGL)
16.0%	2	Independents	Independents (S&D; ALDE; GUE/NGL)
5.0%	1	LAB	Labour Party
2.0%	0	GP	Green Party
1.5%	0	SD	Social Democrats
1.5%	0	S-PBP	Solidarity - People Before Profit
0.5%	0	Other parties	

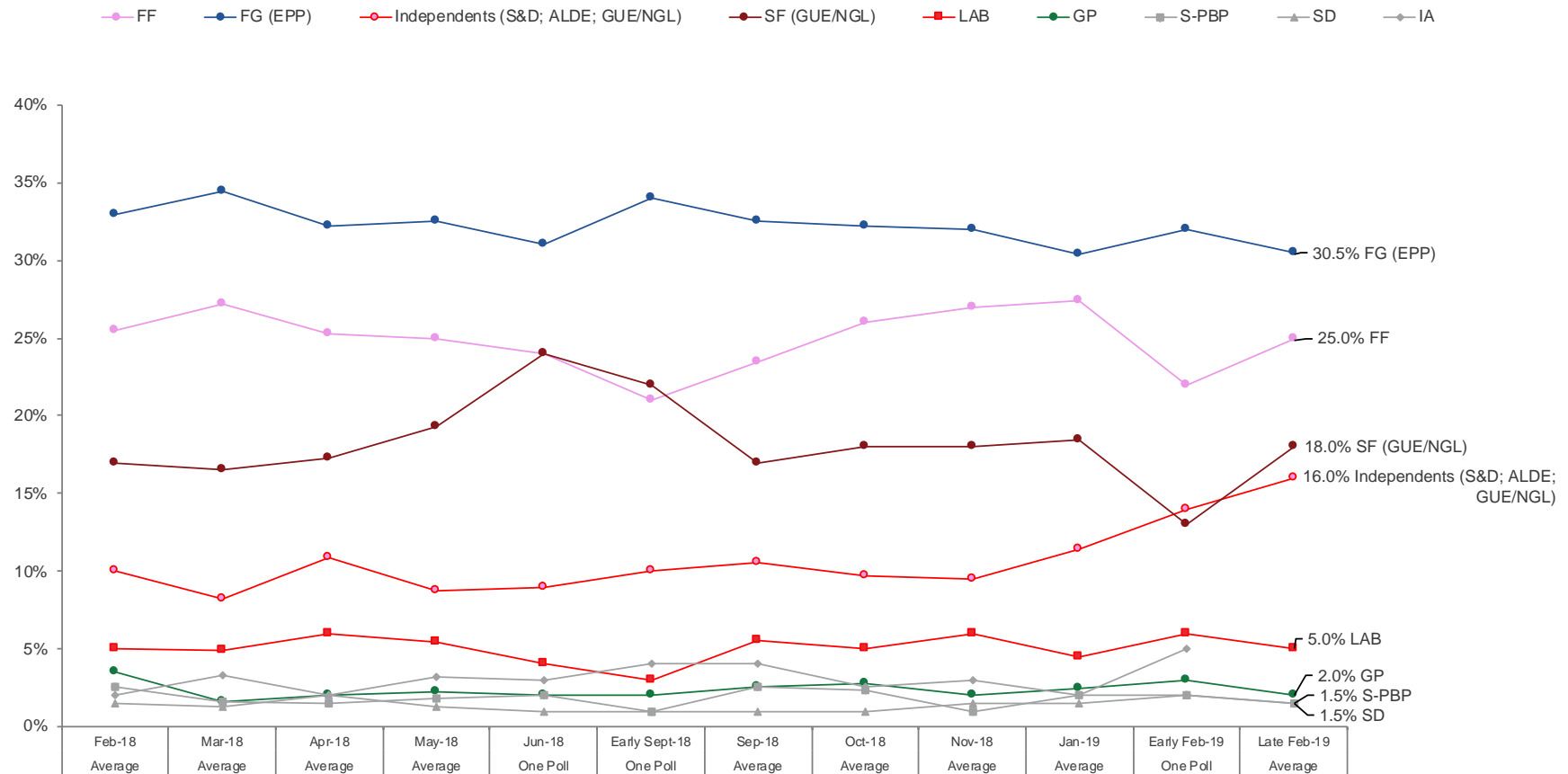
As currently no dedicated European elections voting intentions are available for this country, national voting intentions are used as the best available proxy for understanding the current political situation. The calculations must be understood as a snapshot of the current political situation in the country only and not as a prediction of the actual election results.

## 2. Voting intentions over time



### IRELAND

25/02/2019



LAB – This party is a member of the Party of European Socialists (PES). They do not currently have any seats in the EP.

GP – This party is a member of the European Green Party (EGP). They do not currently have any seats in the EP.

FF is still a member of the ALDE party but their only Member in the EP has left the group and joined ECR

Independents – Seats awarded to Independents are not attributed to any group in the EP, and instead go to “Others”

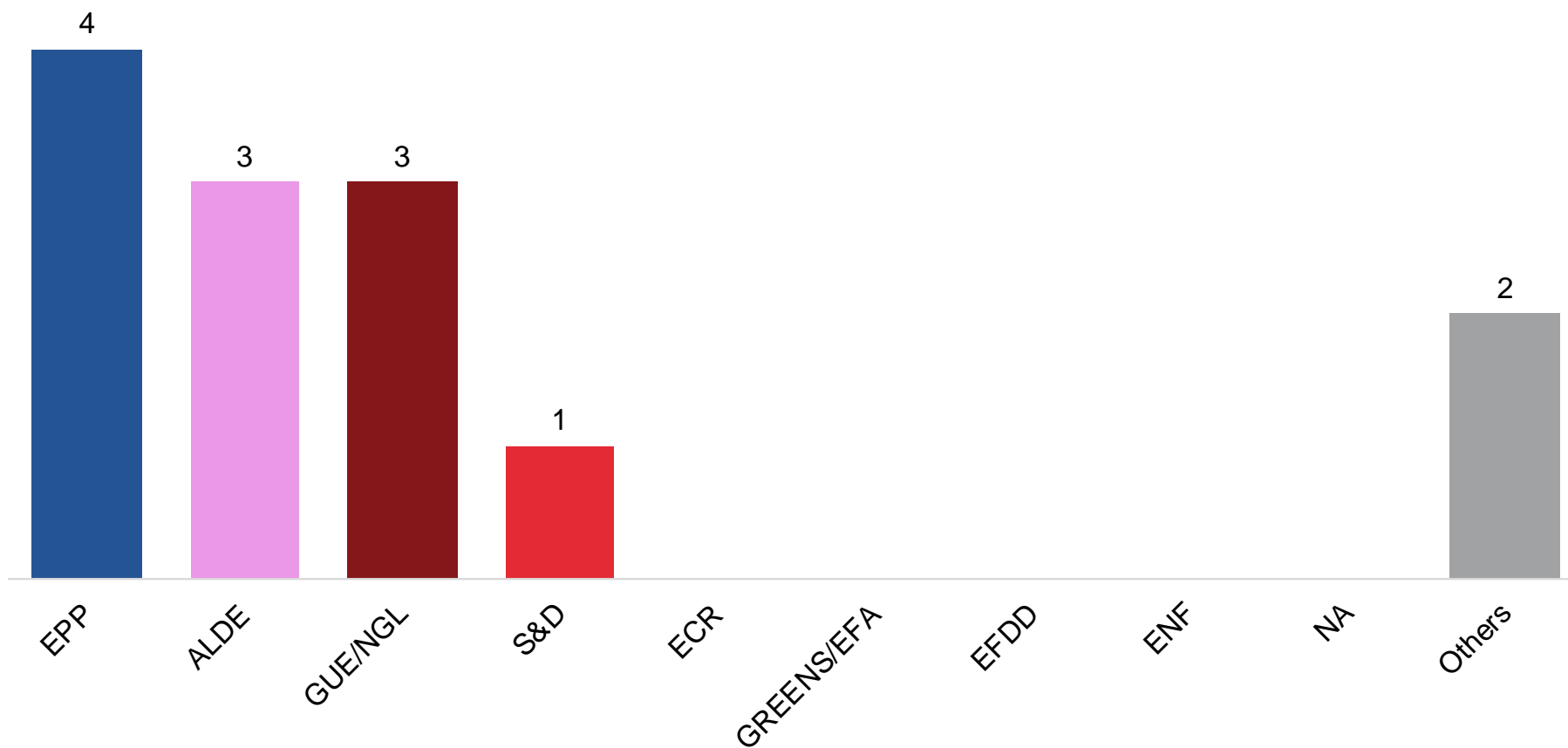
### 3. Seat projection



IRELAND

SEATS: 13

25/02/2019





## 1. Voting intentions

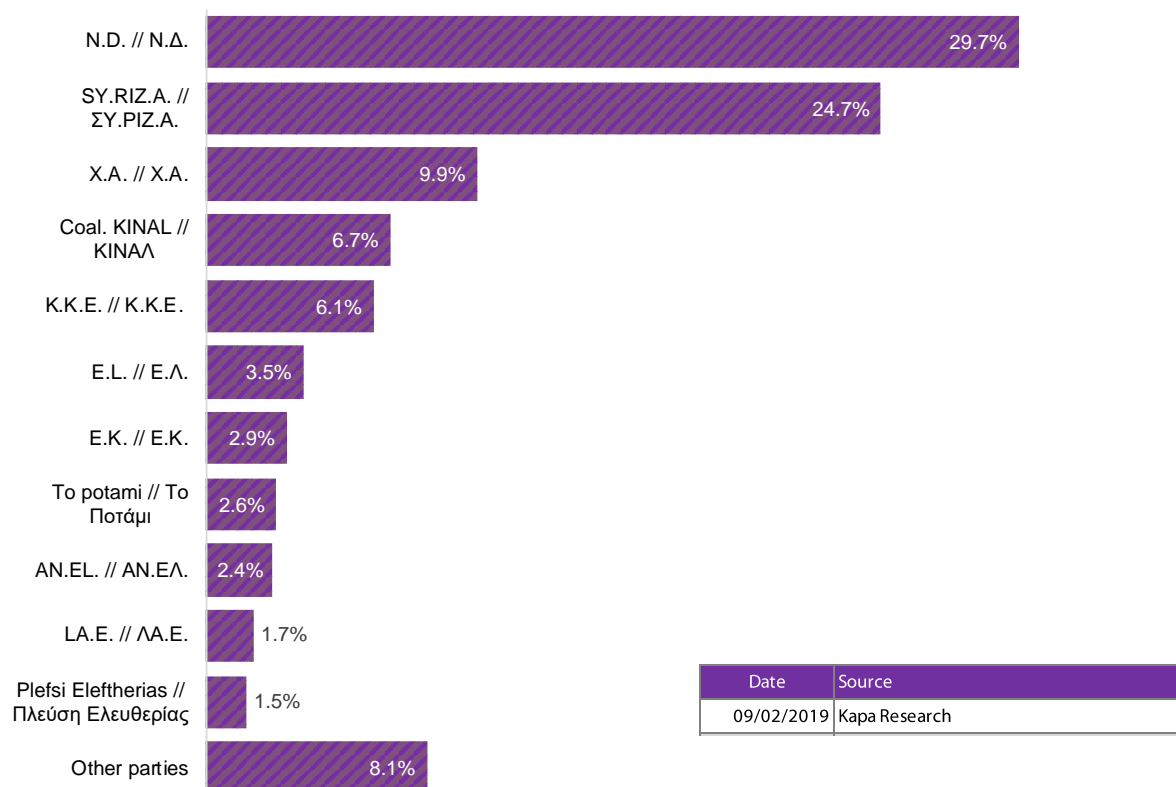


### GREECE

#### Voting intentions

25/02/2019

#### European Elections poll



Date	Source
09/02/2019	Kapa Research

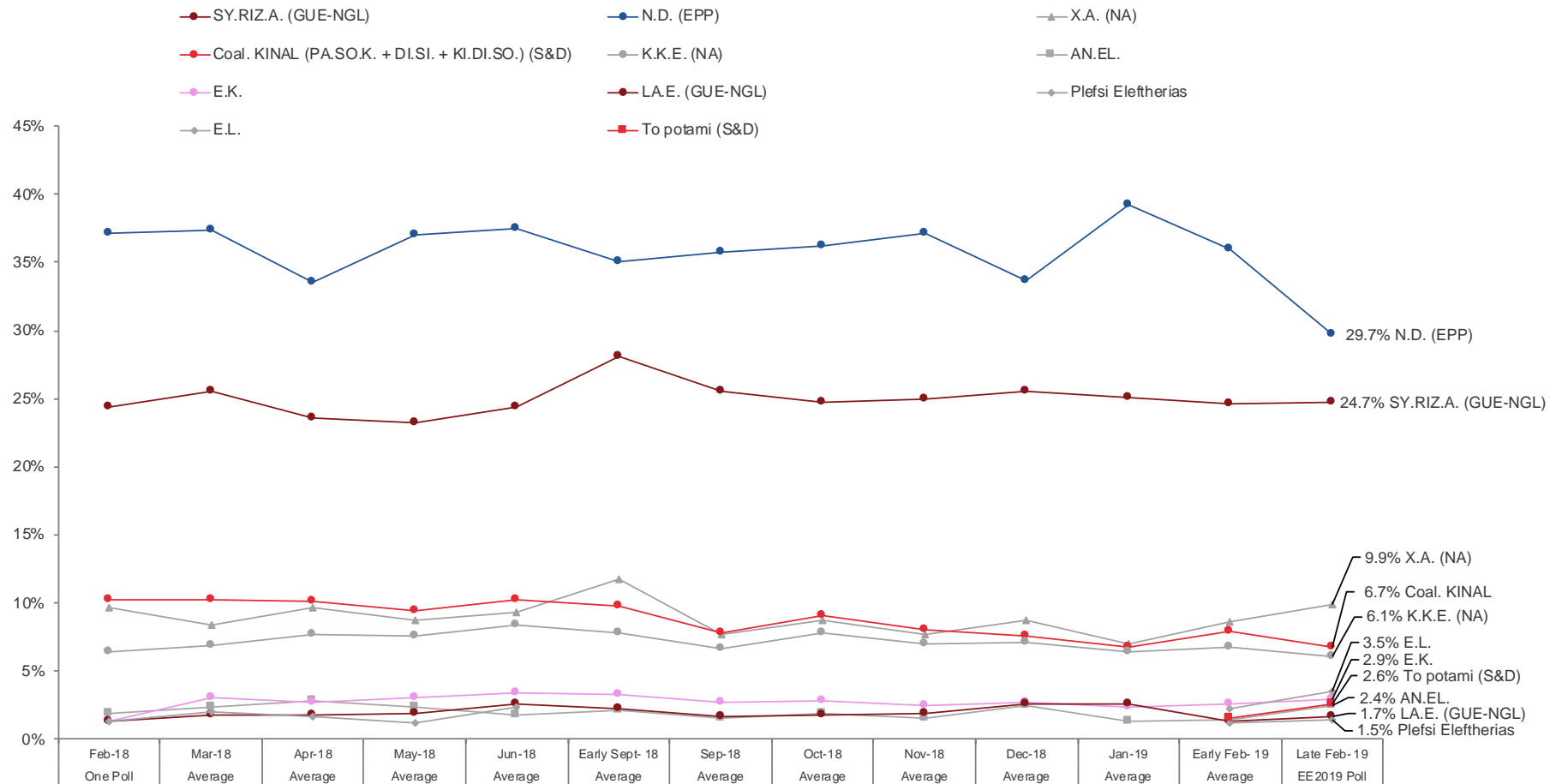
Score	Seat projection	Abbreviation	Party/Coalition/EP group
29.7%	8	N.D.// N.Δ.	Nea Dimokratia // Νέα Δημοκρατία (EPP)
24.7%	6	SY.RIZ.A.// ΣΥ.ΡΙΖ.Α.	Synaspismos Rizospastikis Aristeras // Συνασπισμός Ριζοσπαστικής Αριστεράς (GUE/NGL)
9.9%	2	X.A.// X.A.	Chrysi Avgi // Χρυσή Αυγή (NA)
6.7%	2	Coal. KINAL // ΚΙΝΑΛ	Kinima AIIagis: Panellinio Sosialistiko Kinima // Πανελλήνιο Σοσιαλιστικό Κίνημα + Dimokratiki Aristera // Δημοκρατική Αριστερά + et. al. (S&D)
6.1%	2	K.K.E.// Κ.Κ.Ε.	Kommounistikó Kómma Elládas // Κομμουνιστικό Κόμμα Ελλάδας (NA)
3.5%	1	E.L.// Ε.Λ.	Greek solution // Ελληνική Λύση
2.9%	0	E.K.// Ε.Κ.	Enosi Kentroon // Ένωση Κεντρώων
2.6%	0	To potami // Το Ποτάμι	To potami // Το Ποτάμι (S&D)
2.4%	0	AN.EL.// ΑΝ.ΕΛ.	Anexartitoi Ellines // Ανεξάρτητοι Έλληνες
1.7%	0	LA.E.// ΛΑ.Ε.	Laiki Enotita // Λαϊκή Ενότητα (GUE/NGL)
1.5%	0	Plefsi Eleftherias// Πλεύση Ελευθερίας	Plefsi Eleftherias // Πλεύση Ελευθερίας
8.1%	0	Other parties	

## 2. Voting intentions over time



### GREECE

25/02/2019



EK - This party is a member of the European Democratic party but not part of the ALDE group. They do not currently have any seats in the EP.  
 A split within ANEL has led to the creation of a new party: "The Alternative Road". Their only MEP has joined this party and remains in ECR.



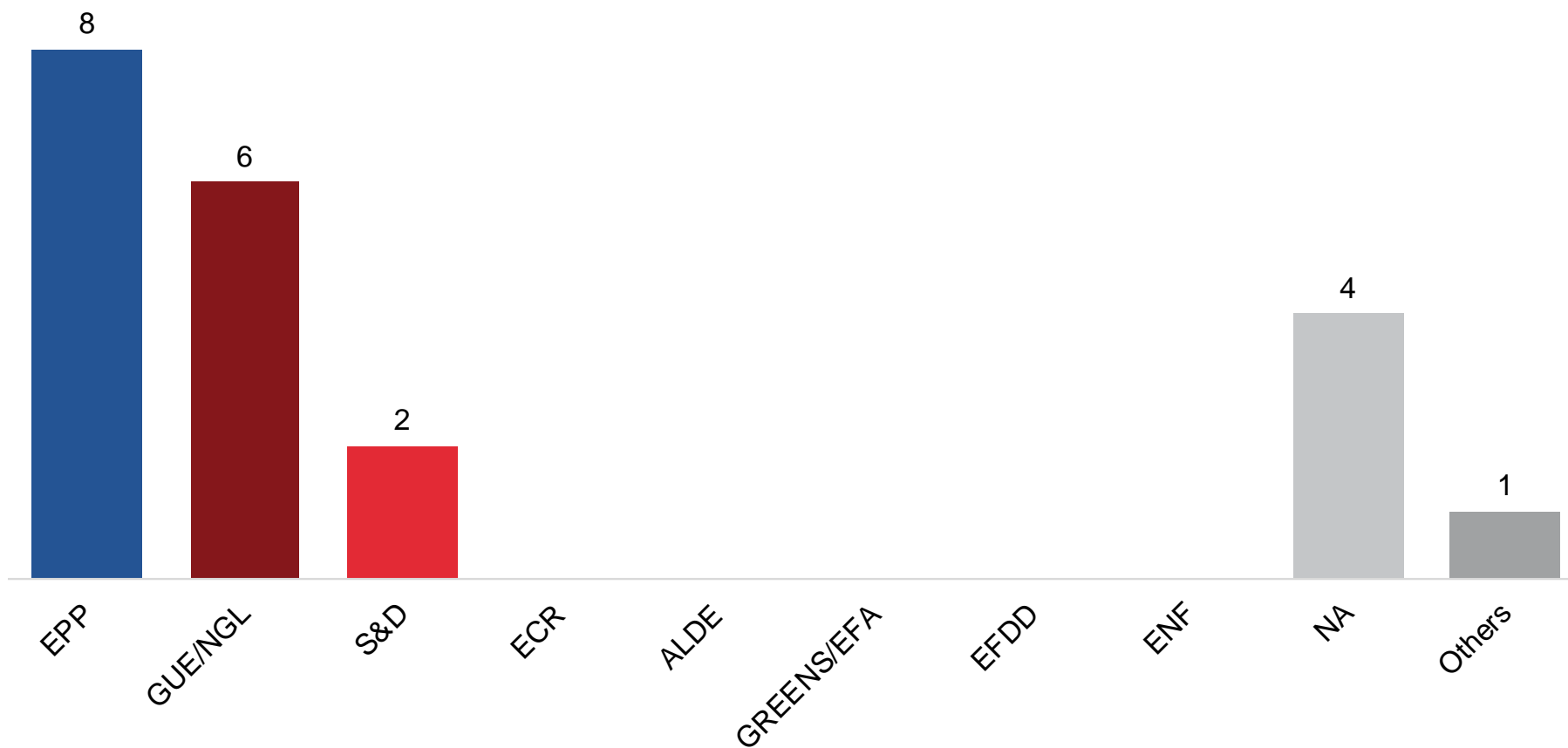
3. Seat projection



GREECE

SEATS: 21

25/02/2019





## 1. Voting intentions

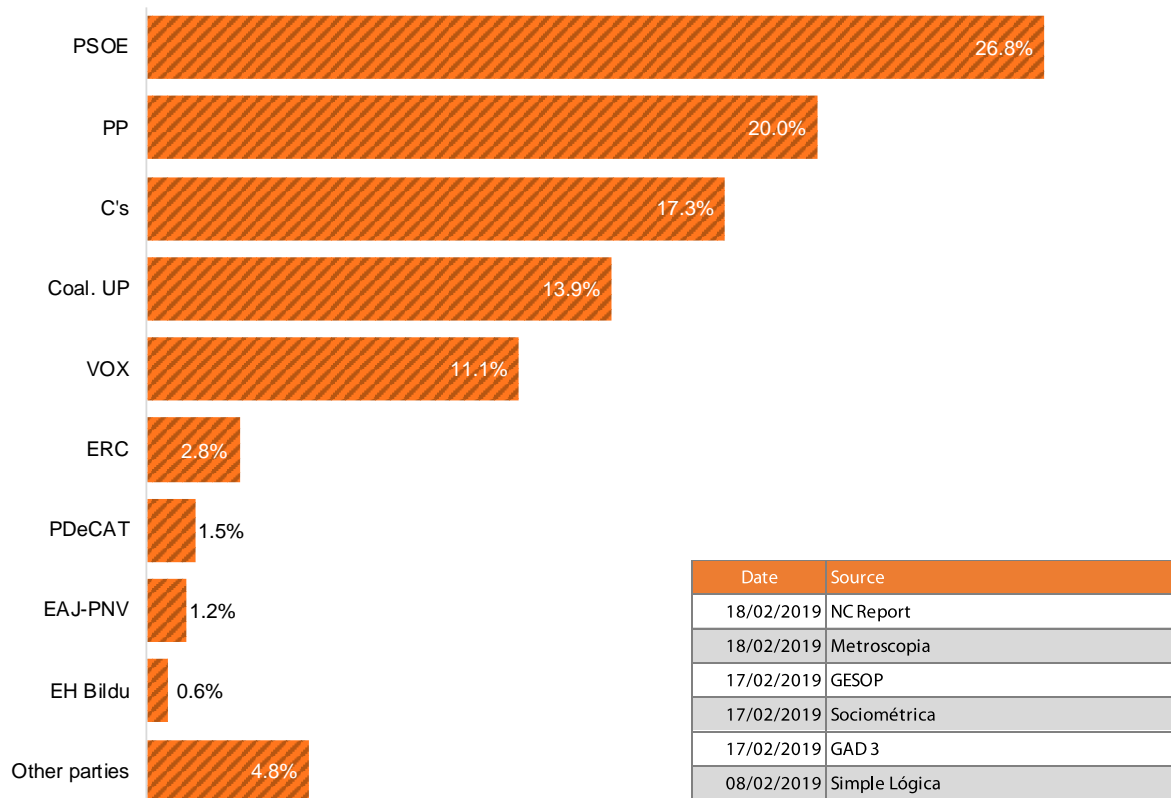


### SPAIN

#### Voting intentions

#### Average of national polls

25/02/2019

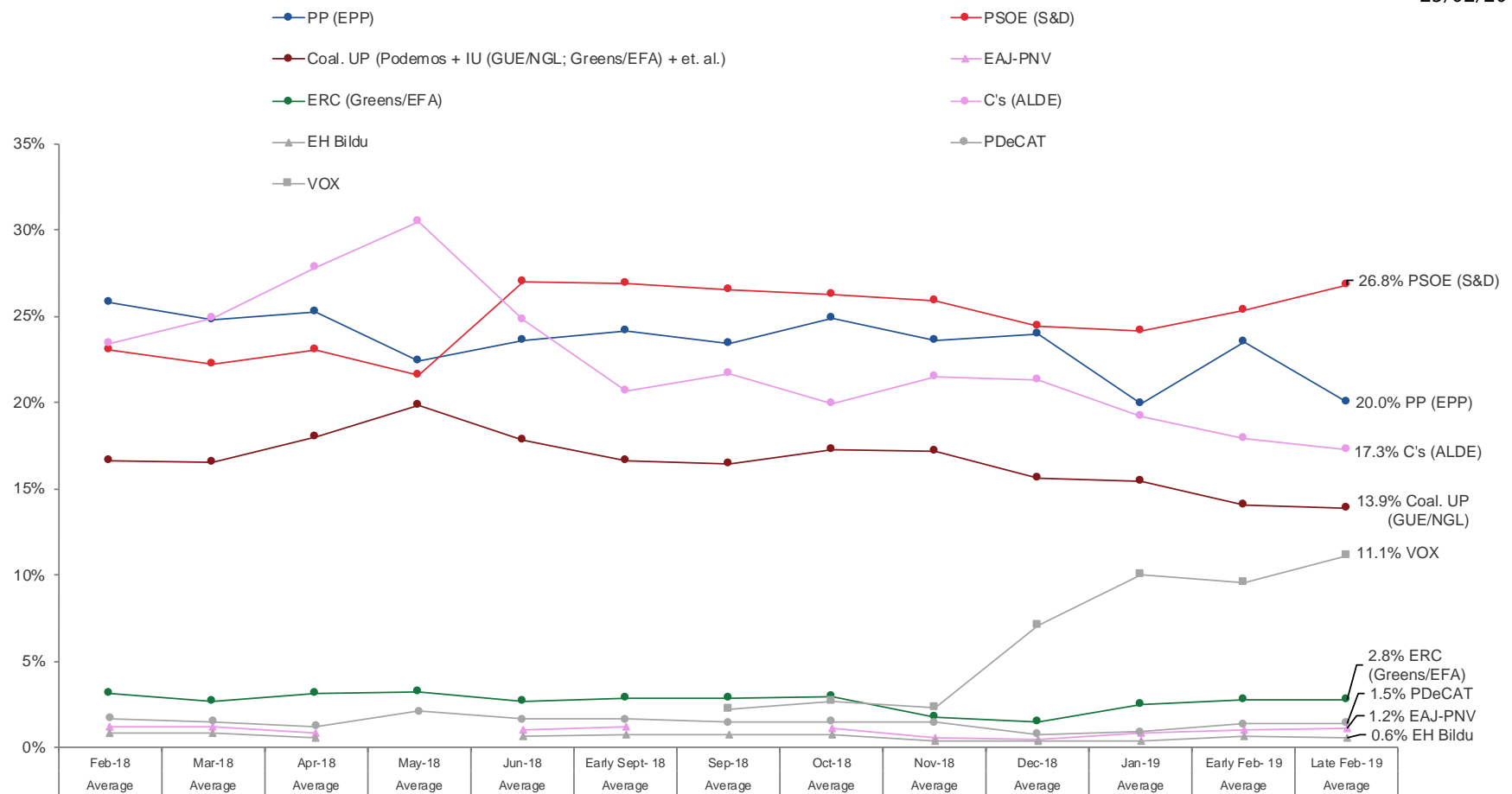


Score	Seat projection	Abbreviation	Party/Coalition/EP group
26.8%	18	PSOE	Partido Socialista Obrero Español (S&D)
20.0%	13	PP	Partido Popular (EPP)
17.3%	11	C's	Ciudadanos (ALDE)
13.9%	9	Coal. UP	PODEMOS (GUE/NGL) + IU (GUE/NGL) + Equo (Greens/EFA);
11.1%	7	VOX	VOX
2.8%	1	ERC	Esquerra Republicana de Catalunya (Greens/EFA)
1.5%	0	PDeCAT	Partit Demòcrata Europeu Català
1.2%	0	EAJ-PNV	Euzko Alderdi Jeltzalea // Partido Nacionalista Vasco
0.6%	0	EH Bildu	Euskal Herria Bildu
4.8%	0	Other parties	

As currently no dedicated European elections voting intentions are available for this country, national voting intentions are used as the best available proxy for understanding the current political situation. The calculations must be understood as a snapshot of the current political situation in the country only and not as a prediction of the actual election results.

## 2. Voting intentions over time

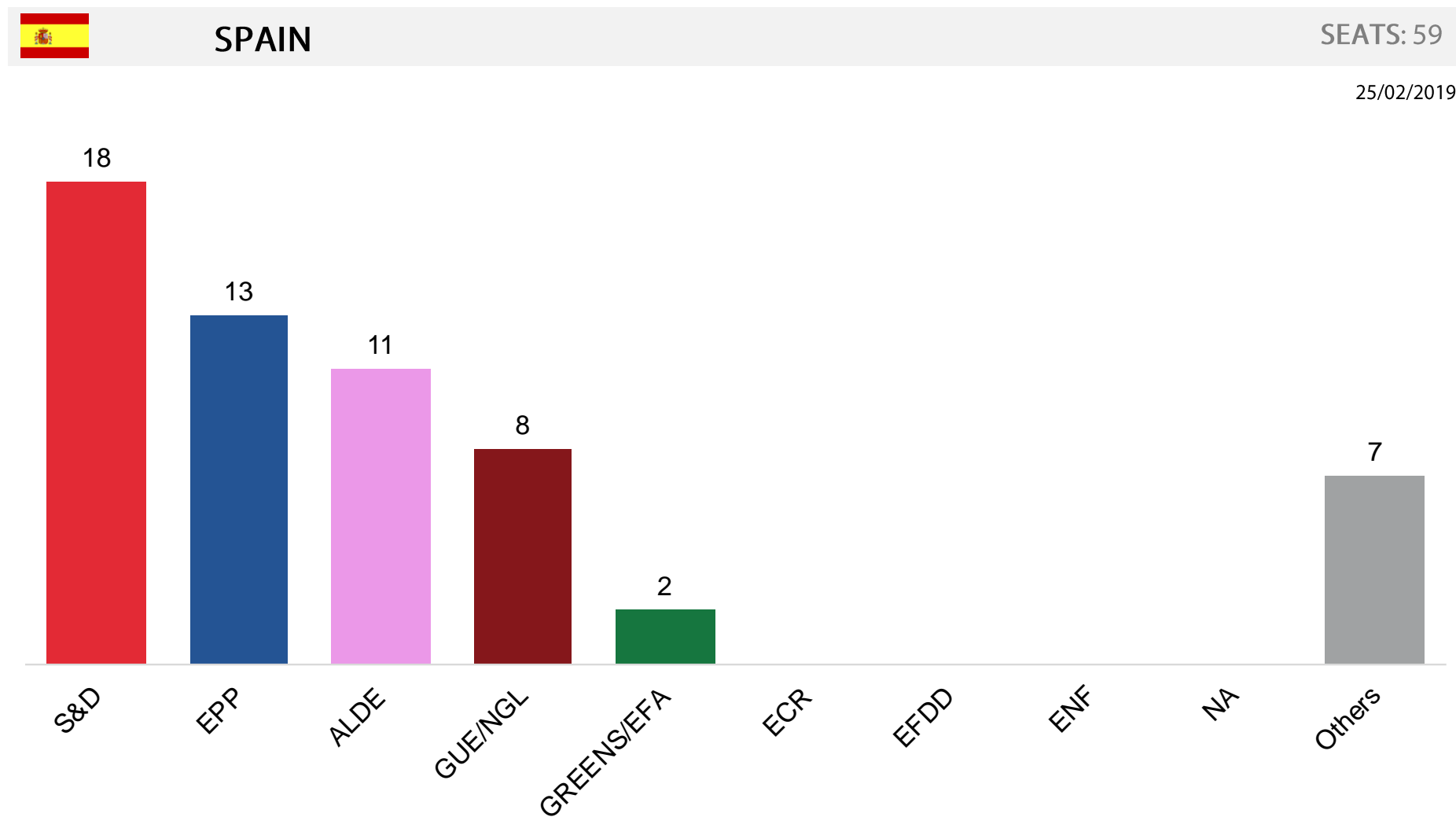
25/02/2019



EH Bildu – This party is no longer a part of the GUE-NGL. Their only MEP left the EP on 28/02/2018.

PDeCAT – This party has a member in ALDE but it is not a member of the ALDE group.

### 3. Seat projection



Coal. UP - The projection presumes that 85% of the attributed to this coalition will go to GUE/NGL and 15% to Greens-EFA.



## 1. Voting intentions

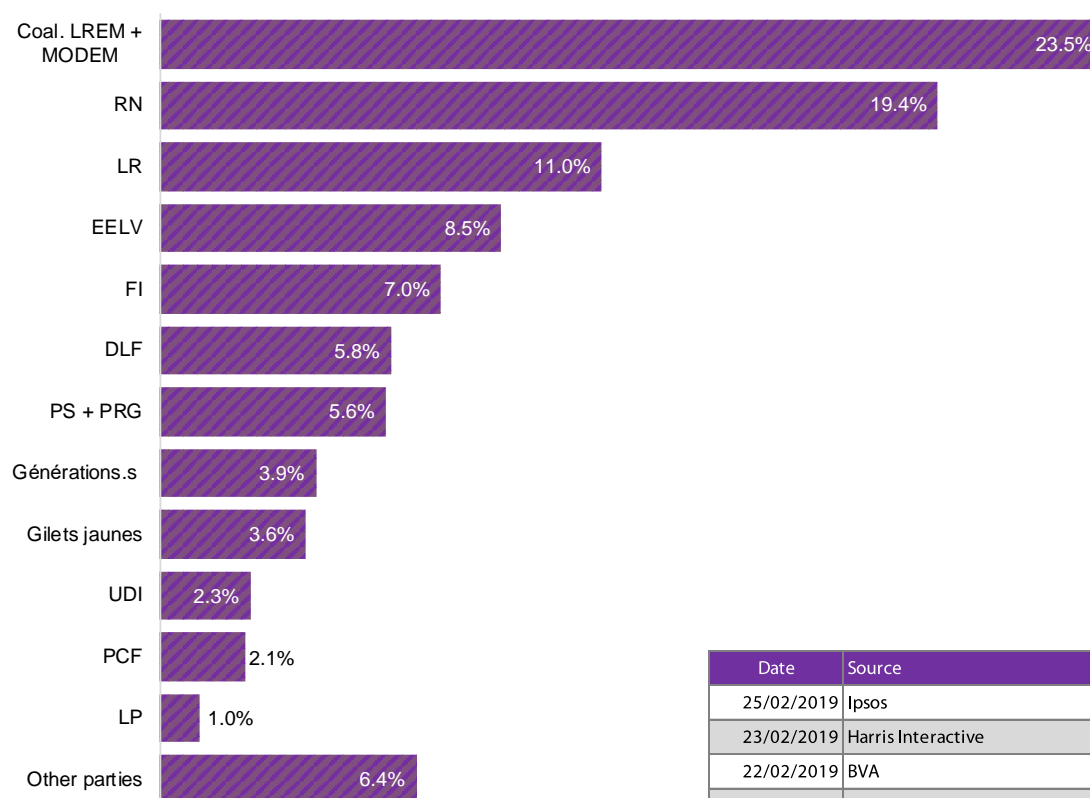


### FRANCE

#### Voting intentions

25/02/2019

#### Average of European Election polls



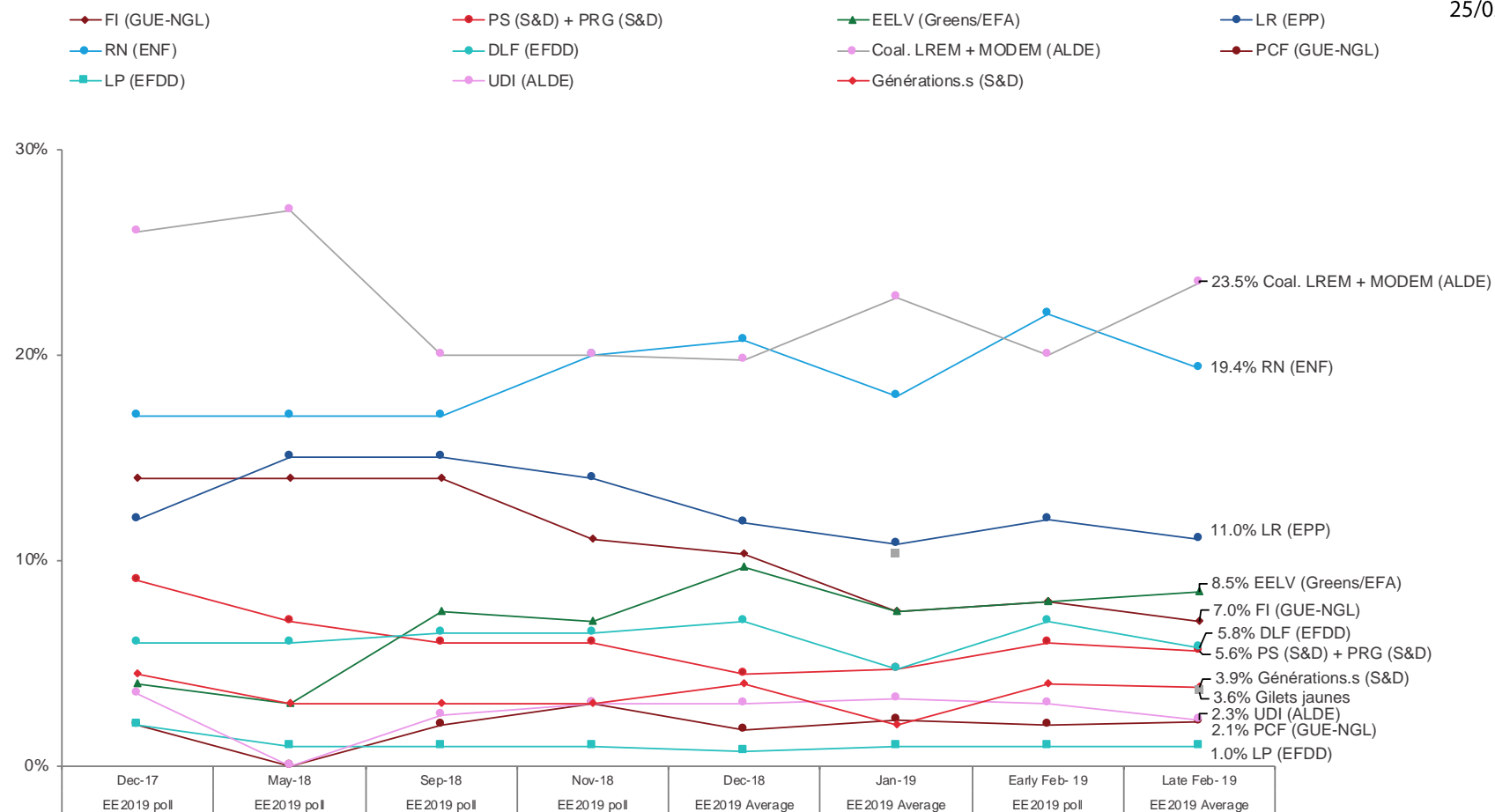
Date	Source
25/02/2019	Ipsos
23/02/2019	Harris Interactive
22/02/2019	BVA
19/02/2019	IFOP

Score	Seat projection	Abbreviation	Party/Coalition/EP group
23.5%	24	Coal. LREM + MODEM	La République En Marche + Mouvement Démocrate (ALDE)
19.4%	19	RN	Rassemblement national (ENF)
11.0%	11	LR	Les Républicains (EPP)
8.5%	8	EELV	Europe Ecologie Les Verts (Greens/EFA)
7.0%	7	FI	La France Insoumise (GUE/NGL)
5.8%	5	DLF	Debout la France (EFDD)
5.6%	5	PS + PRG	Parti Socialiste (S&D) + Parti Radical de Gauche (S&D)
3.9%	0	Générations.s	Générations.s (S&D)
3.6%	0	Gilets jaunes	Mouvement des "Gilets jaunes"
2.3%	0	UDI	Union des Démocrates et Indépendants (ALDE)
2.1%	0	PCF	Parti Communiste Français (GUE/NGL)
1.0%	0	LP	Les Patriotes (EFDD)
6.4%	0	Other parties	

## 2. Voting intentions over time

# FRANCE


25/02/2019



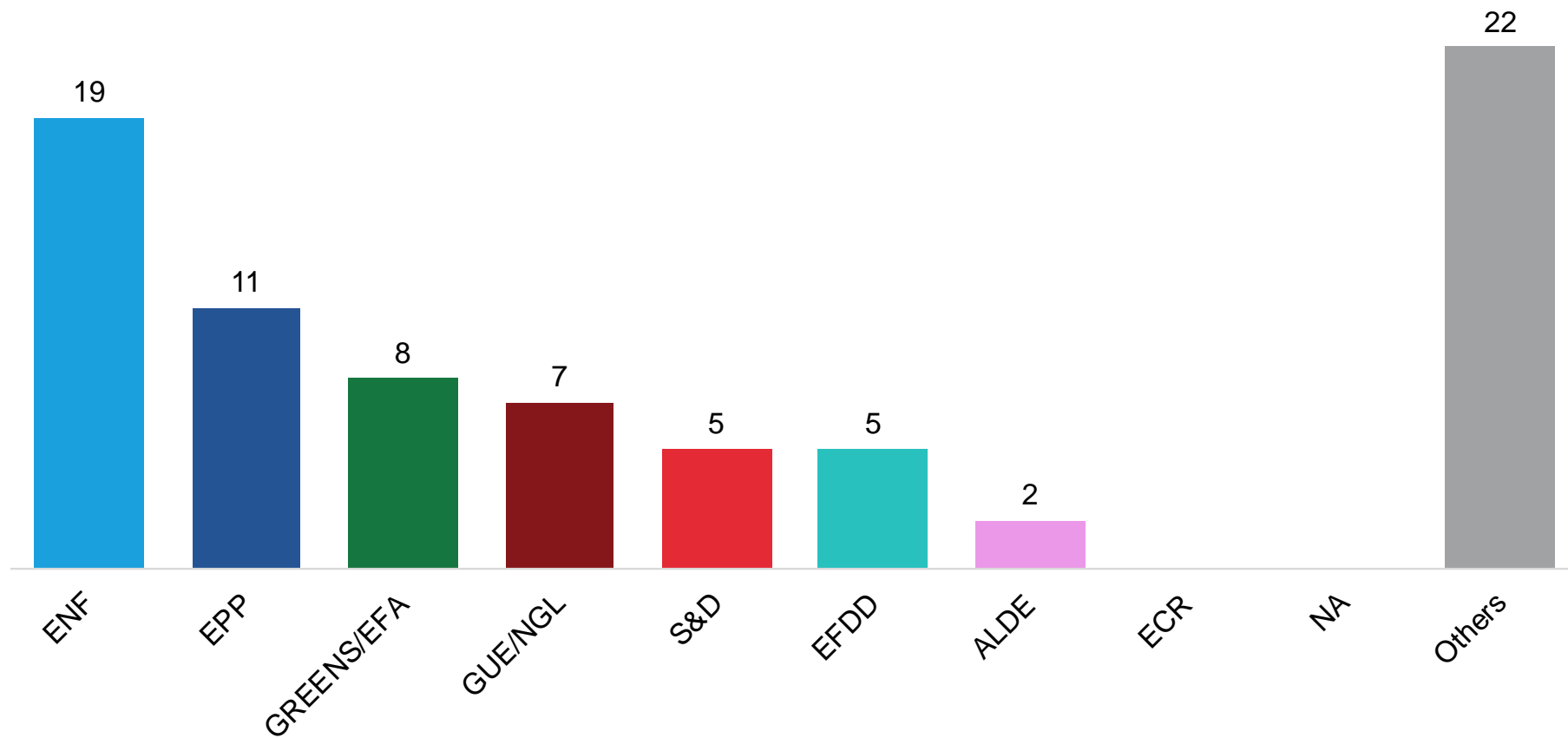
Gilets jaunes – On 23 January 2019, some individuals involved in the movement announced that they will form a list, and the movement now features in some voting intention polls.  
 DLF – While party officials declare that the party will run under ECR in EE2019, they currently sit with EFDD.



3. Seat projection

 **FRANCE** SEATS: 79

25/02/2019



Coal. LREM + MoDem - The projection presumes that 90% of the attributed to this coalition will go to "Other" and 10% to "ALDE".



## 1. Voting intentions

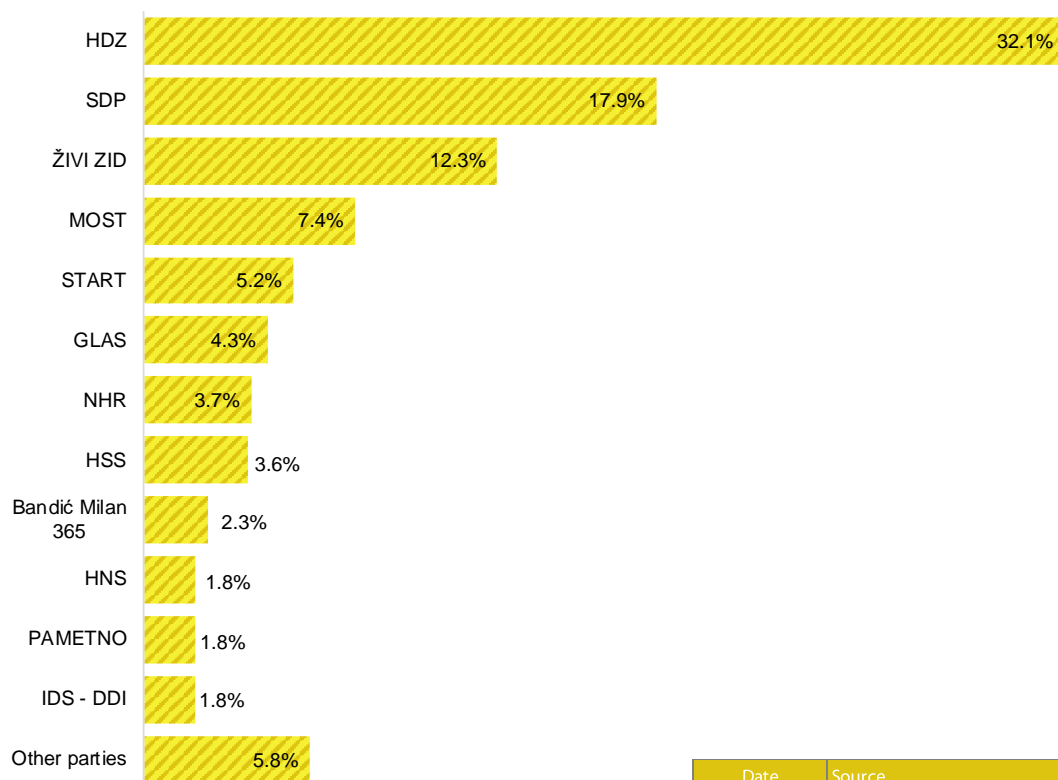


### CROATIA

#### Voting intentions

25/02/2019

#### Single national poll



Date	Source
07/02/2019	Promocija plus

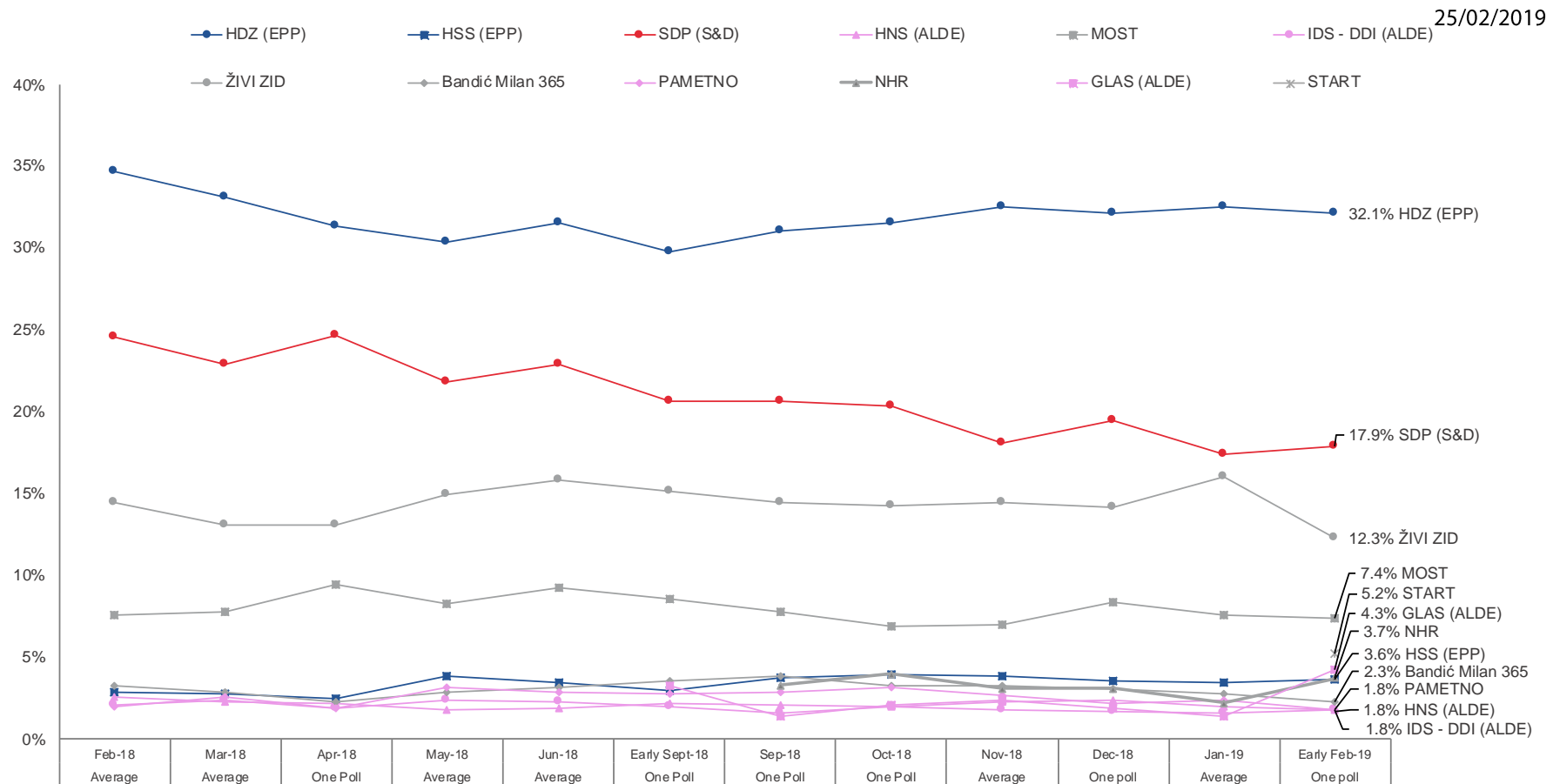
Score	Seat projection	Abbreviation	Party/Coalition/EP group
32.1%	6	HDZ	Hrvatska demokratska zajednica (EPP)
17.9%	3	SDP	Socijaldemokratska partija Hrvatske (S&D)
12.3%	2	ŽIVI ZID	ŽIVI ZID
7.4%	1	MOST	Most nezavisnih lista
5.2%	0	START	START
4.3%	0	GLAS	Građansko-Liberalni Savez (ALDE)
3.7%	0	NHR	Neovisni za Hrvatsku
3.6%	0	HSS	Hrvatska seljačka stranka (EPP)
2.3%	0	Bandić Milan 365	Bandić Milan 365 - Stranka rada i solidarnosti
1.8%	0	HNS	Hrvatska narodna stranka – liberalni demokrati (ALDE)
1.8%	0	PAMETNO	PAMETNO
1.8%	0	IDS - DDI	Istarski demokratski sabor – Dieta Democratica Istriana (ALDE)
5.8%	0	Other parties	

As currently no dedicated European elections voting intentions are available for this country, national voting intentions are used as the best available proxy for understanding the current political situation. The calculations must be understood as a snapshot of the current political situation in the country only and not as a prediction of the actual election results.

## 2. Voting intentions over time



### CROATIA



Amsterdam Coalition was signed between IDS (Istrian democratic assembly), GLAS (Civic liberal alliance) and Pametno in December 2017 in Amsterdam during the congress of ALDE. Parties that are now active members and have already published their EE2019 list: HSS, HSU, PGS, Demokrati and Hrvatski laburisti. The coalition is not tested at a national level. European polls have not been published in Croatia yet. Pametno - This party is a member of the ALDE party but not the ALDE group. They do not currently have any seats in the EP.

3. Seat projection



CROATIA

SEATS: 12

25/02/2019





## 1. Voting intentions

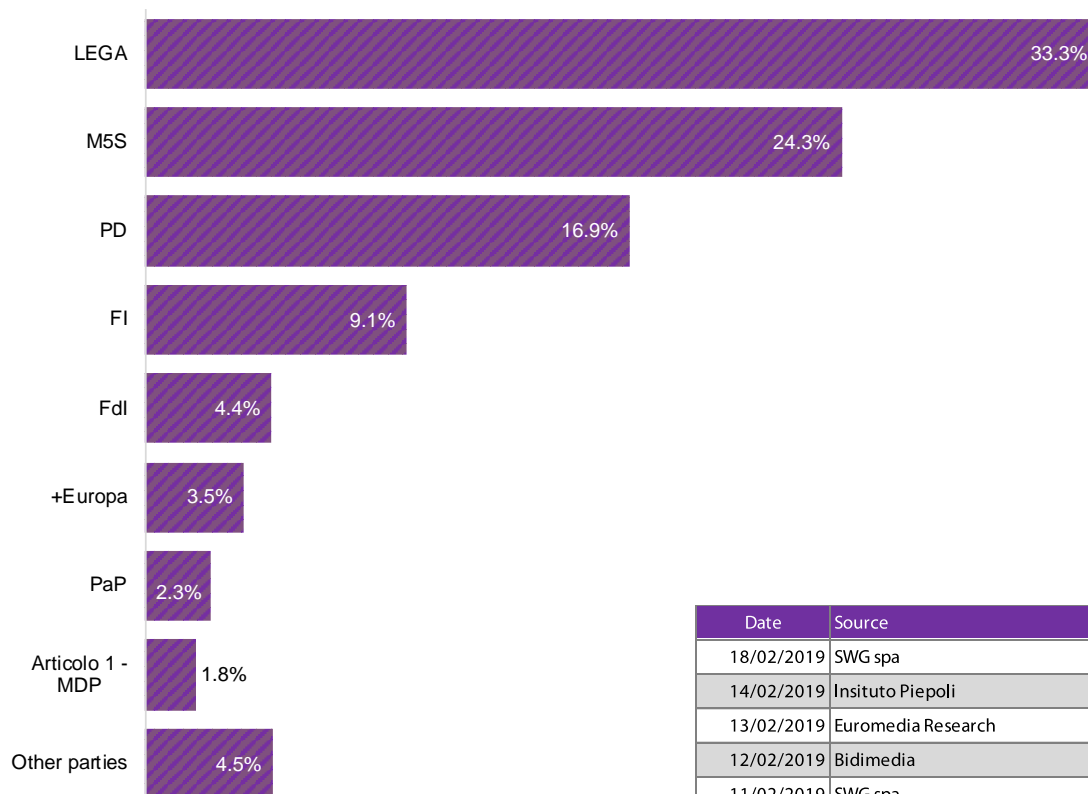


### ITALY

#### Voting intentions

25/02/2019

#### Average of European Election polls



Date	Source
18/02/2019	SWG spa
14/02/2019	Instituto Piepoli
13/02/2019	Euromedia Research
12/02/2019	Bidimedia
11/02/2019	SWG spa
08/02/2019	Ipsos

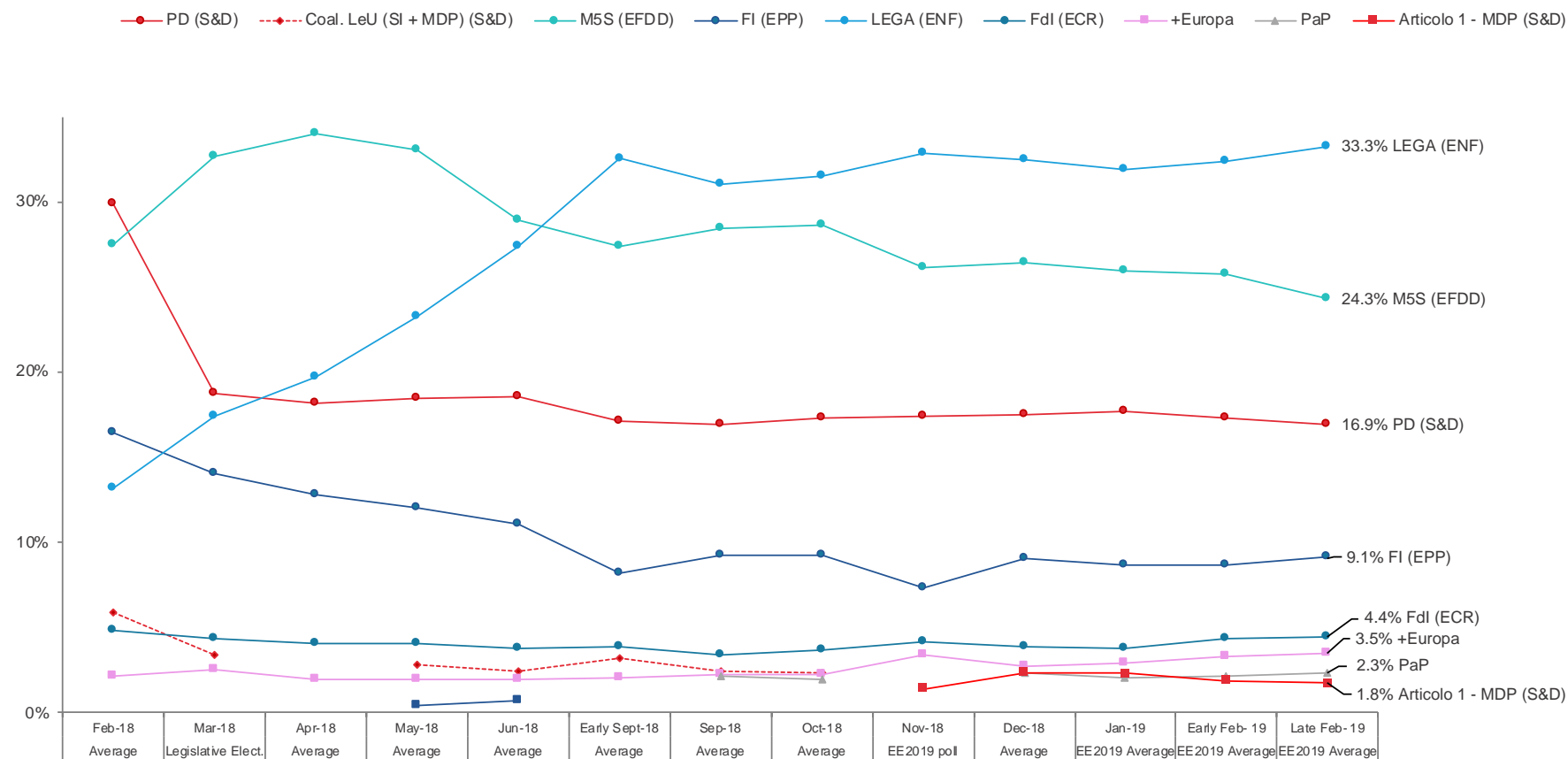
Score	Seat projection	Abbreviation	Party/Coalition/EP group
33.3%	28	LEGA	LEGA (ENF)
24.3%	21	M5S	Movimento 5 Stelle (EFDD)
16.9%	14	PD	Partito Democratico (S&D)
9.1%	8	FI	Forza Italia (EPP)
4.4%	4	Fdl	Fratelli d'Italia (ECR)
3.5%	0	+Europa	+Europa
2.3%	0	PaP	Potere al Popolo
1.8%	0	Articolo 1 - MDP	Articolo 1 – Movimento Democratico e Progressista (S&D)
-	1	SVP*	Südtiroler Volkspartei
4.5%	0	Other parties	

## 2. Voting intention over time



### ITALY

25/02/2019



+Europa – This party is part of the ALDE party but not a member of the ALDE group. They do not currently have any members in the EP.



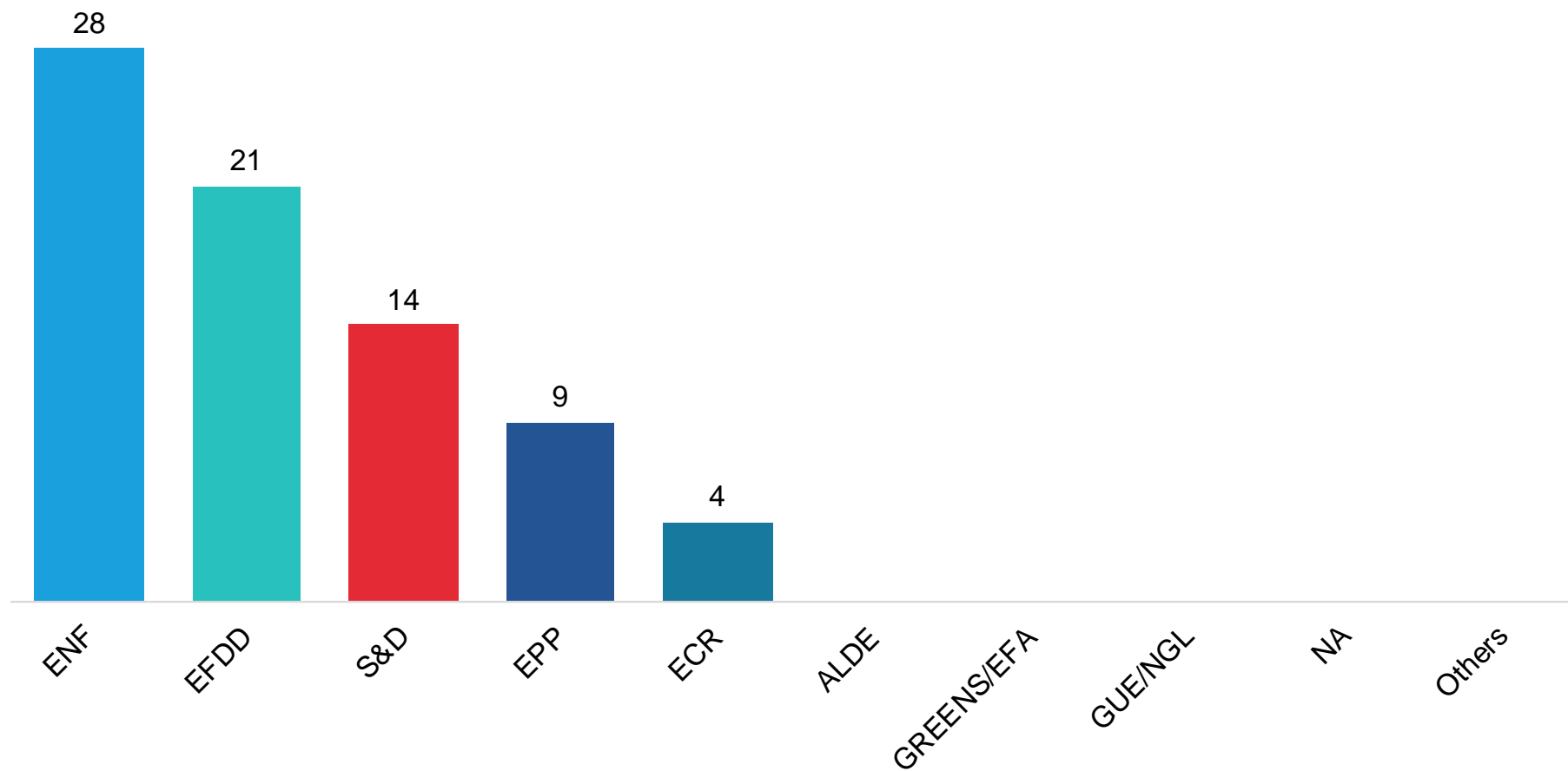
3. Seat projection

SEATS: 76

25/02/2019



ITALY





## 1. Voting intentions

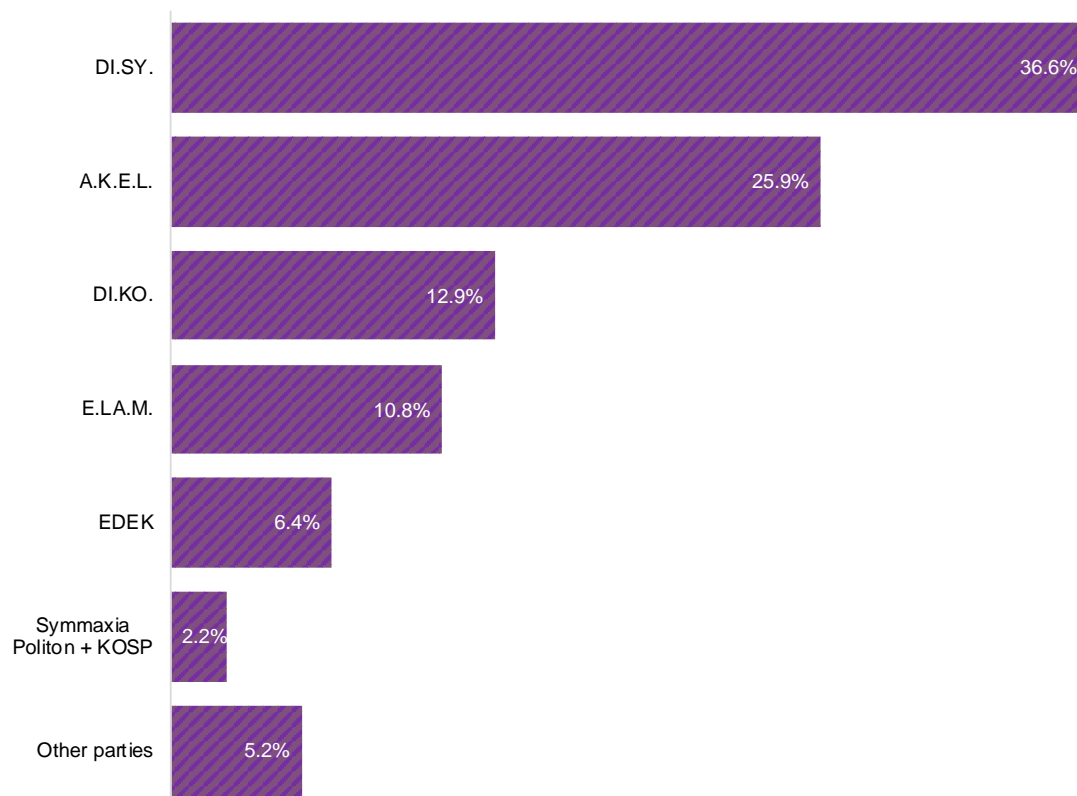


### CYPRUS

#### Voting intentions

25/02/2019

#### European Election poll



Date	Source
19/02/2019	Pulse Market Research

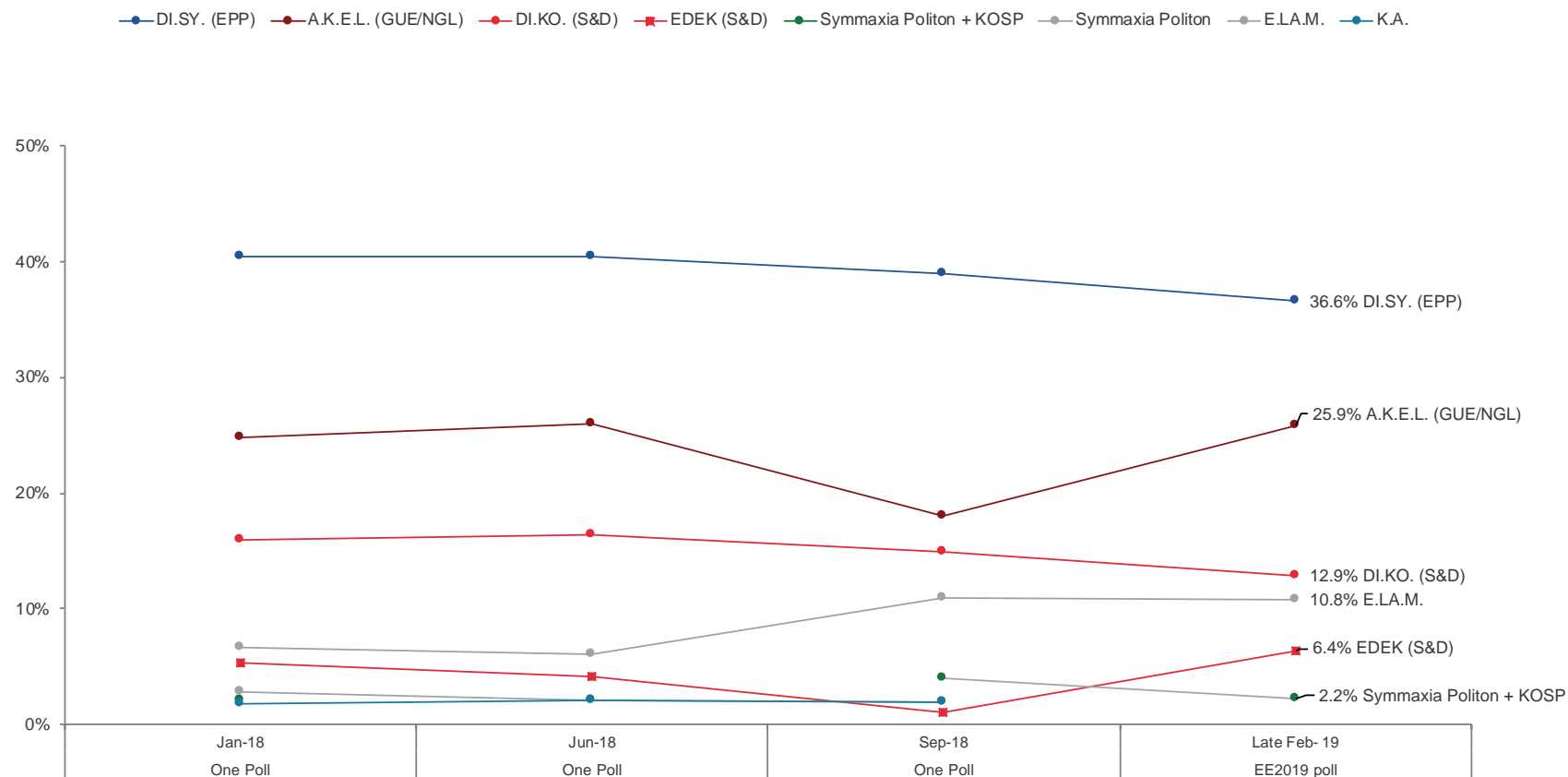
Score	Seat projection	Abbreviation	Party/Coalition/EP group
36.6%	2	DI.SY.	Dimokratikos Sinagermos/ Δημοκρατικός Συναγερμός (EPP)
25.9%	2	A.K.E.L.	Anorthotikó Kómma Ergazómenou Laou // Ανορθωτικό Κόμμα Εργαζόμενου Λαού (GUE/NGL)
12.9%	1	DI.KO.	Dimokratikó Kómma // Δημοκρατικό Κόμμα (S&D)
10.8%	1	E.LA.M.	Ethniko Laiko Metoro // Εθνικό Λαϊκό Μέτωπο
6.4%	0	EDEK	Kínima Sosialdimokraton // Κίνημα Σοσιαλδημοκρατών (S&D)
2.2%	0	Symmaxia Politon + KOSP	Symmachía Politón // Συμμαχία Πολιτών + Movement of Ecologists — Citizens' Cooperation // Κίνημα Οικολόγων — Συνεργασία Πολιτών
5.2%	0	Other parties	

## 2. Voting intentions over time



### CYPRUS

25/02/2019



KOSP – This party is a member of the European Green Party (EGP) but not part of the Greens/EFA group. They do not currently have any seats in the EP.

KA – This party is a member of the Alliance of Conservatives and Reformists in Europe (ACRE) but not part of the ECR group. They do not currently have any seats in the EP.

As of late February 2019, DI.KO. and K.A. are being polled together, as are Symmaxia Politon and KOSP.

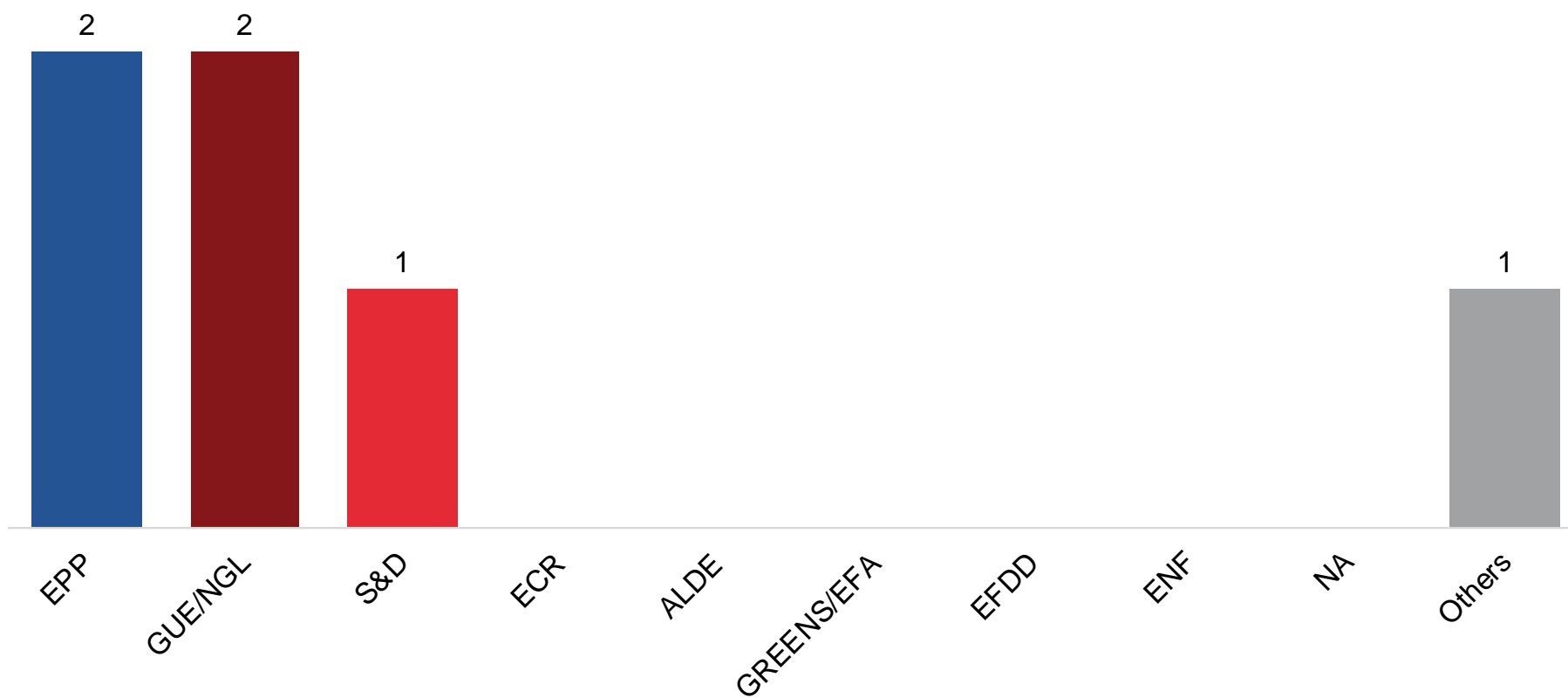
3. Seat projection



CYPRUS

SEATS: 6

25/02/2019





# 1. Voting intentions

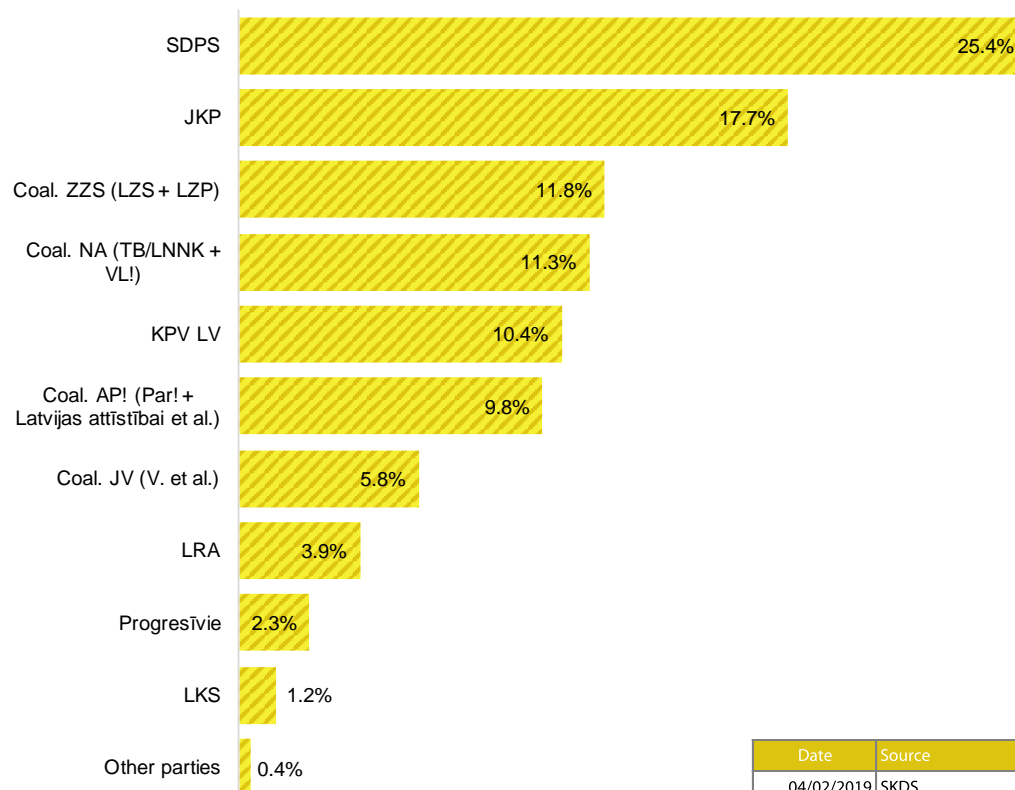


## LATVIA

### Voting intentions

25/02/2019

### Single national poll



Date	Source
04/02/2019	SKDS

Score	Seat projection	Abbreviation	Party/Coalition/EP group
25.4%	2	SDPS	"Saskaņa" Sociāldemokrātiskā partija (S&D)
17.7%	2	JKP	Jaunā konservatīvā partija
11.8%	1	Coal. ZZS (LZS + LZP)	Latvijas Zemnieku Savienība + Latvijas Zaļā Partija
11.3%	1	Coal. NA (TB/LNNK + VLI)	Nacionālā apvienība „Visu Latvijai!” – „Tēvzemei un Brīvībai/LNNK” + Vienoti Latvijai (ECR)
10.4%	1	KPV LV	Politiskā partija “KPV LV”
9.8%	1	Coal. AP! (Par! + Latvijas attīstībai et al.)	Latvijas attīstībai + Kustība Par!
5.8%	0	Coal. JV (V. et al.)	Jaunā VIENOTĪBA (EPP)
3.9%	0	LRA	Latvijas Reģionu apvienība
2.3%	0	Progresīvie	Progresīvie
1.2%	0	LKS	Latvijas Krievu savienība (Greens/EFA)
0.4%	0	Other parties	

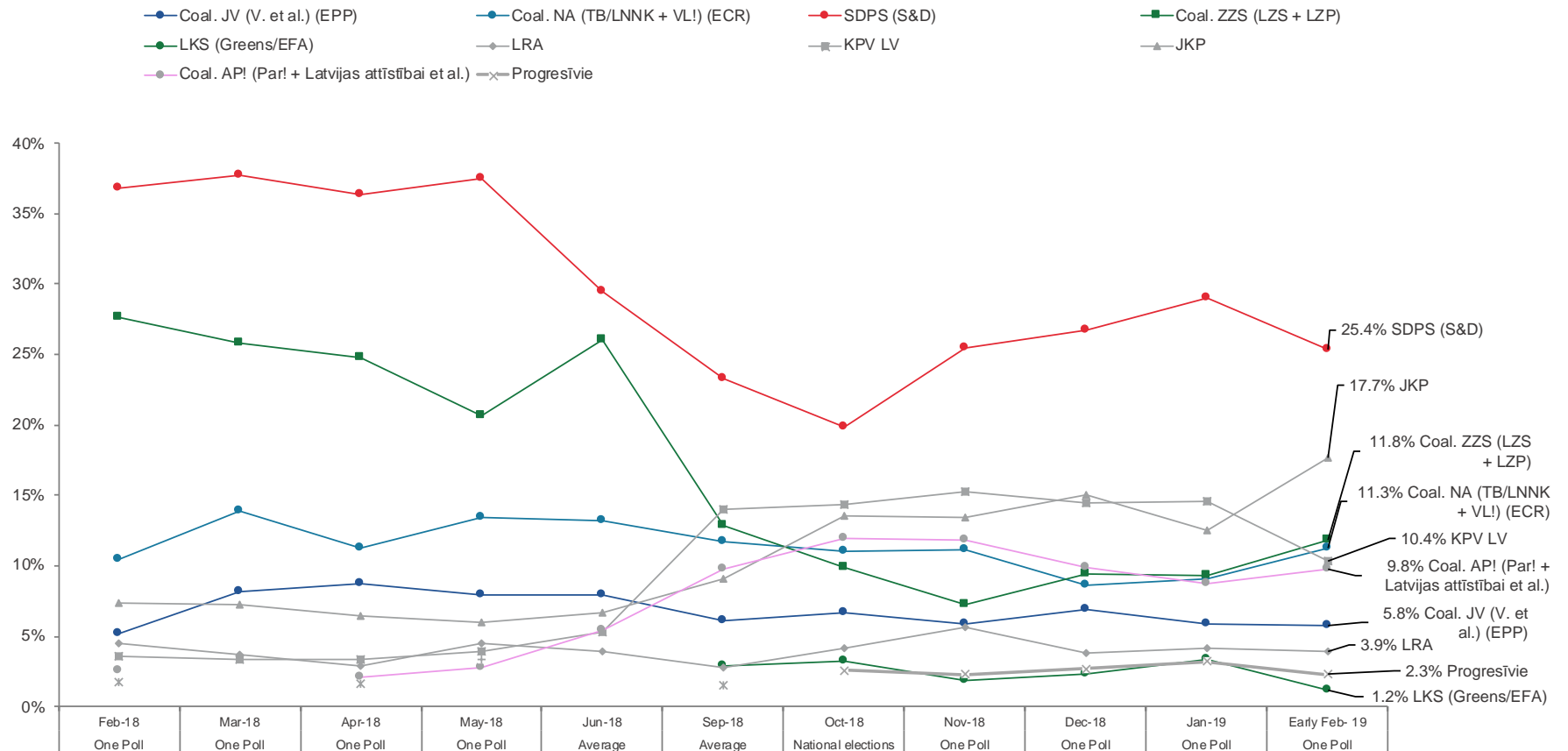
As currently no dedicated European elections voting intentions are available for this country, national voting intentions are used as the best available proxy for understanding the current political situation. The calculations must be understood as a snapshot of the current political situation in the country only and not as a prediction of the actual election results.

## 2. Voting intentions over time



# LATVIA

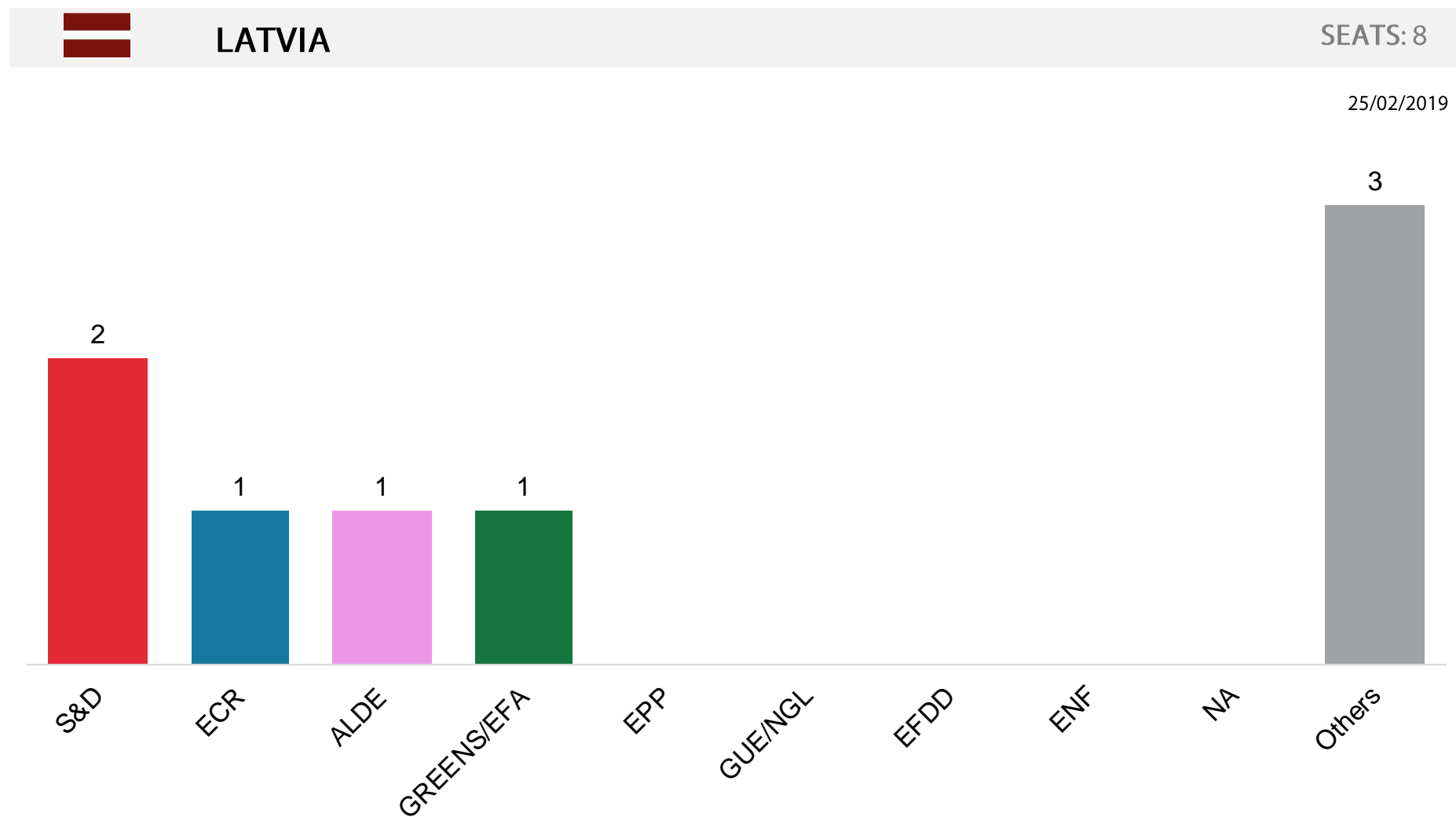
25/02/2019



Coal. AP! - Latvijas attīstībai is a member of the ALDE party but not a member of the ALDE group. They do not currently have any seats in the Parliament.



### 3. Seat projection



Coal. AP! - Latvijas attīstībai is a member of the ALDE party but not a member of the ALDE group. They do not currently have any seats in the Parliament.



## 1. Voting intentions

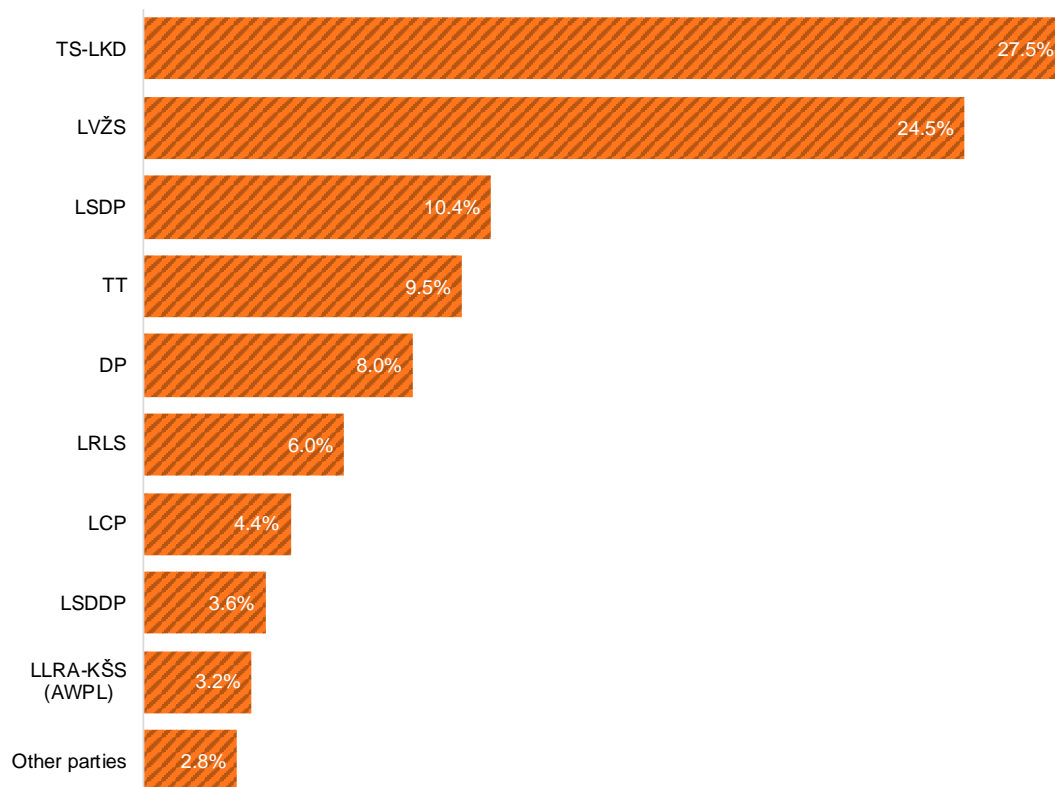


### LITHUANIA

#### Voting intentions

25/02/2019

#### Average of national polls



Date	Source
25/02/2019	Vilmorus
18/02/2019	Baltijos tyrimai

Score	Seat projection	Abbreviation	Party/Coalition/EP group
27.5%	4	TS-LKD	Tėvynės Sąjunga - Lietuvos Krikščionys Demokratai (EPP)
24.5%	3	LVŽS	Lietuvos Valstiečių ir Žaliųjų Sąjunga (Greens/EFA)
10.4%	1	LSDP	Lietuvos Socialdemokratų Partija (S&D)
9.5%	1	TT	Partija Tvarka ir Teisingumas (EFDD)
8.0%	1	DP	Darbo partija (ALDE)
6.0%	1	LRLS	Lietuvos Respublikos Liberalų Sąjūdis (ALDE)
4.4%	0	LCP	Lietuvos Centro Partija
3.6%	0	LSDDP	Lietuvos socialdemokratų darbo partija
3.2%	0	LLRA-KŠS (AWPL)	Lietuvos Lenku Rinkimu Akcija – Krikščionisku Seimu Sąjunga (ECR)
2.8%	0	Other parties	

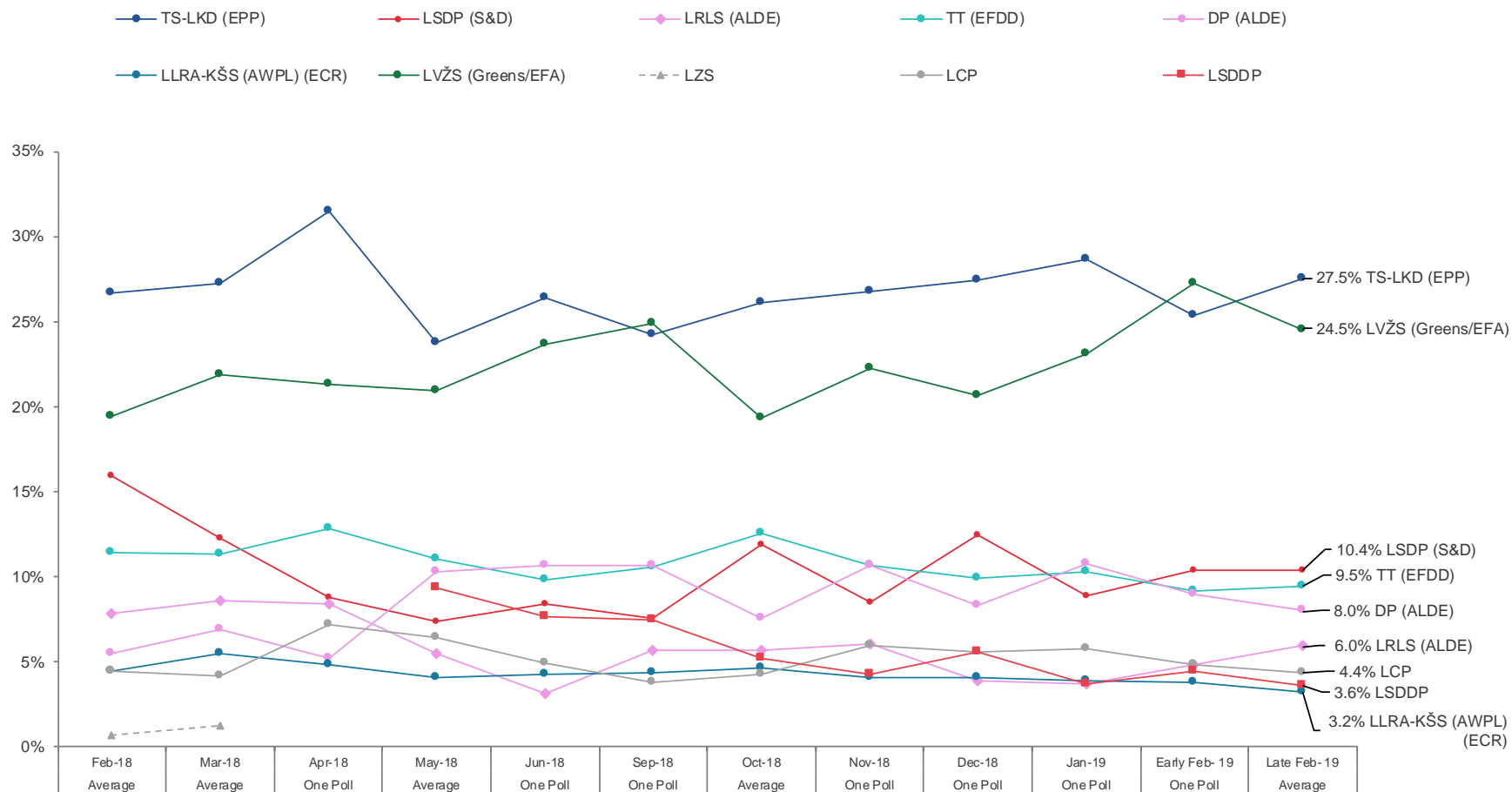
As currently no dedicated European elections voting intentions are available for this country, national voting intentions are used as the best available proxy for understanding the current political situation. The calculations must be understood as a snapshot of the current political situation in the country only and not as a prediction of the actual election results.

## 2. Voting intentions over time



### LITHUANIA

25/02/2019



LSDDP – Whilst not yet a member, it has applied to be a member of the Party of European Socialists (PES). It is not part of the S&D group. They do not currently have any seats in the EP.

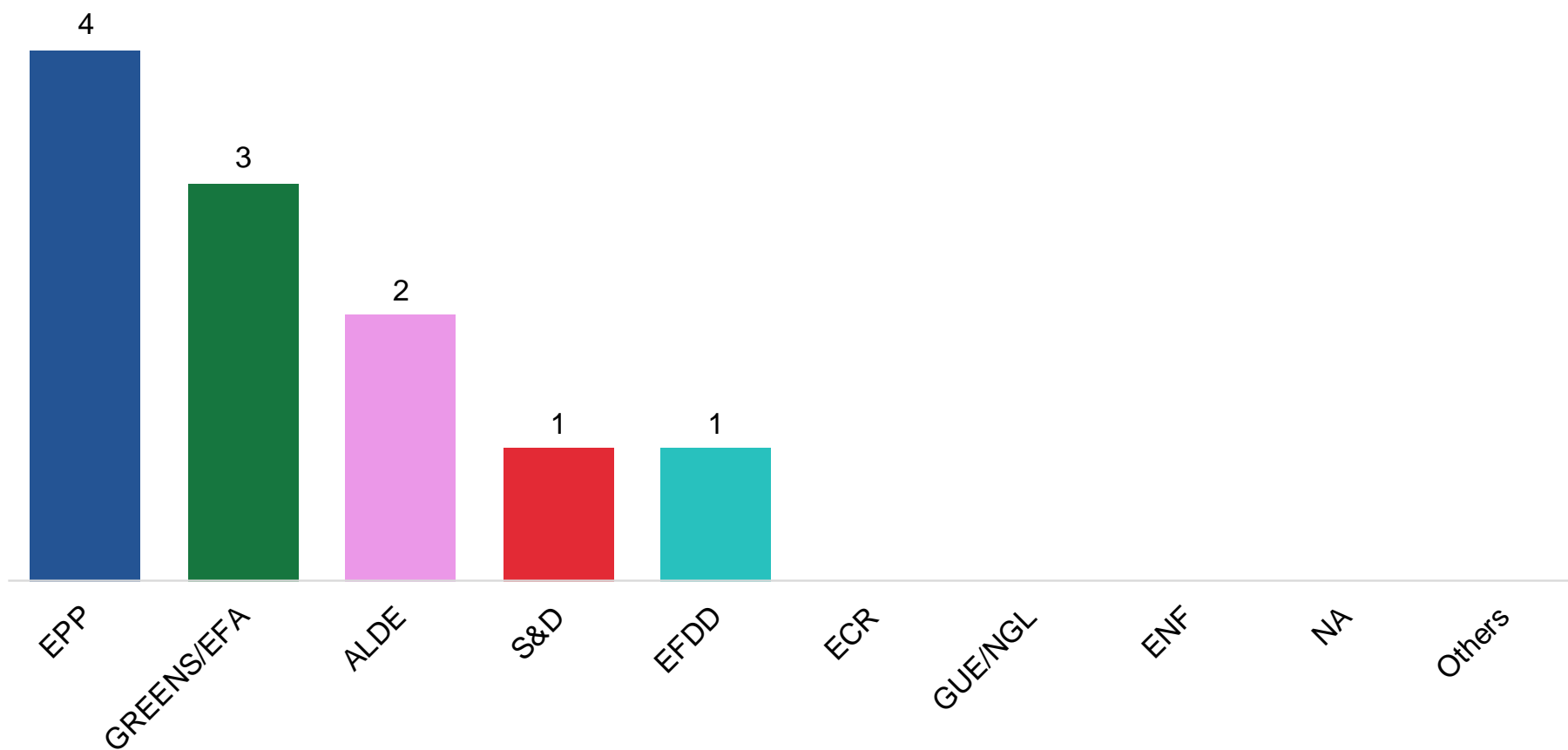
3. Seat projection



LITHUANIA

SEATS: 11

25/02/2019





## 1. Voting intentions

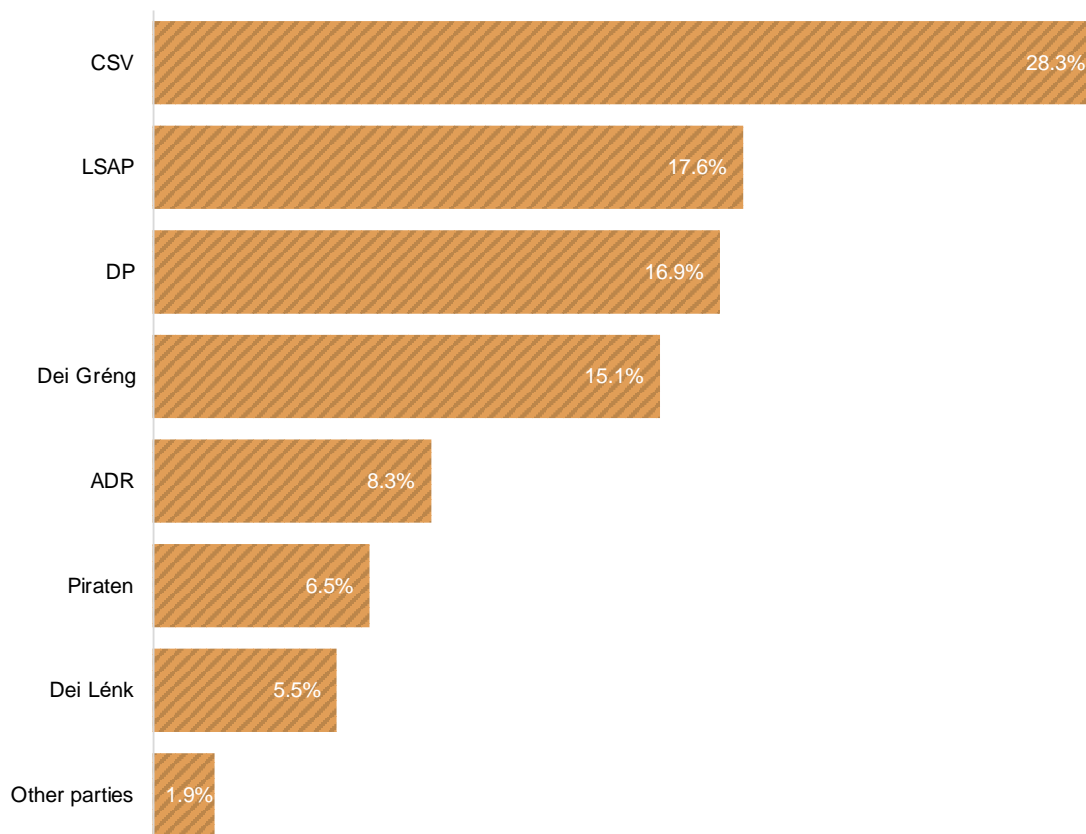


### LUXEMBOURG

#### Voting intentions

25/02/2019

#### National elections results (14/10/2018)



Date	Source
14/10/2018	National elections

Official results: <https://elections.public.lu/fr.html>

Score	Seat projection	Abbreviation	Party/Coalition/EP group
28.3%	3	CSV	Chrëschtlech-Sozial Vollekspartei // Parti Chrétien-Social (EPP)
17.6%	1	LSAP	Lëtzebuenger Sozialistesche Aarbechterpartei // Parti Ouvrier Socialiste Luxembourgeois (S&D)
16.9%	1	DP	Demokratesch Partei // Parti démocratique (ALDE)
15.1%	1	Dei Gréng	Déi Gréng // Les Verts (Greens/EFA)
8.3%	0	ADR	Alternativ Demokratesch Reformpartei // Parti Alternatif et Démocratique de Réformes
6.5%	0	Piraten	Piratepartei // Parti pirate
5.5%	0	Dei Lénk	Déi Lénk // La gauche (GUE/NGL)
1.9%	0	Other parties	

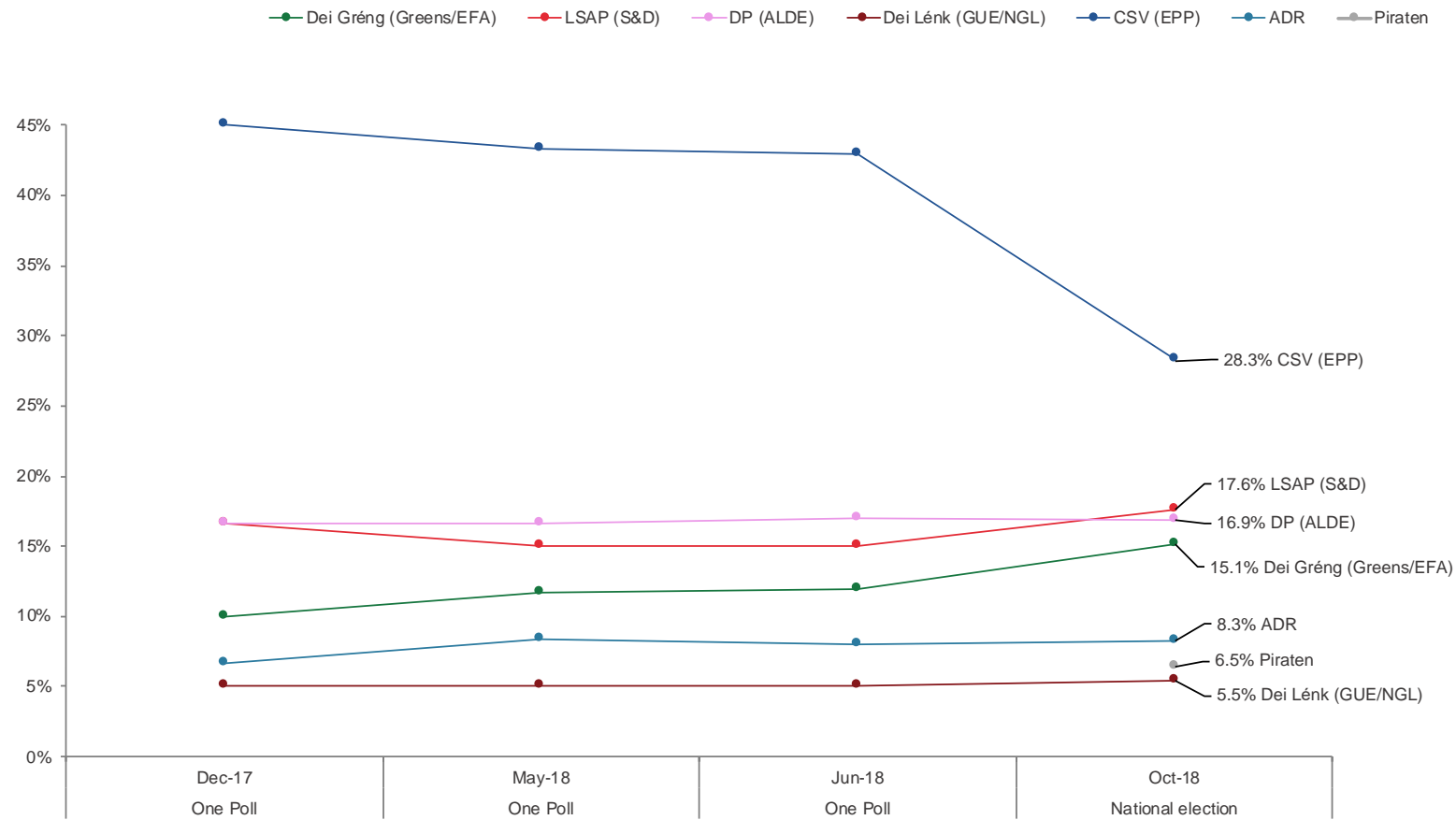
As currently no dedicated European elections voting intentions are available for this country, the results for the most recent national elections are used as the best available proxy for understanding the current political situation. The calculations must be understood as a snapshot of the current political situation in the country only and not as a prediction of the actual election results.

## 2. Voting intentions over time



### LUXEMBOURG


25/02/2019



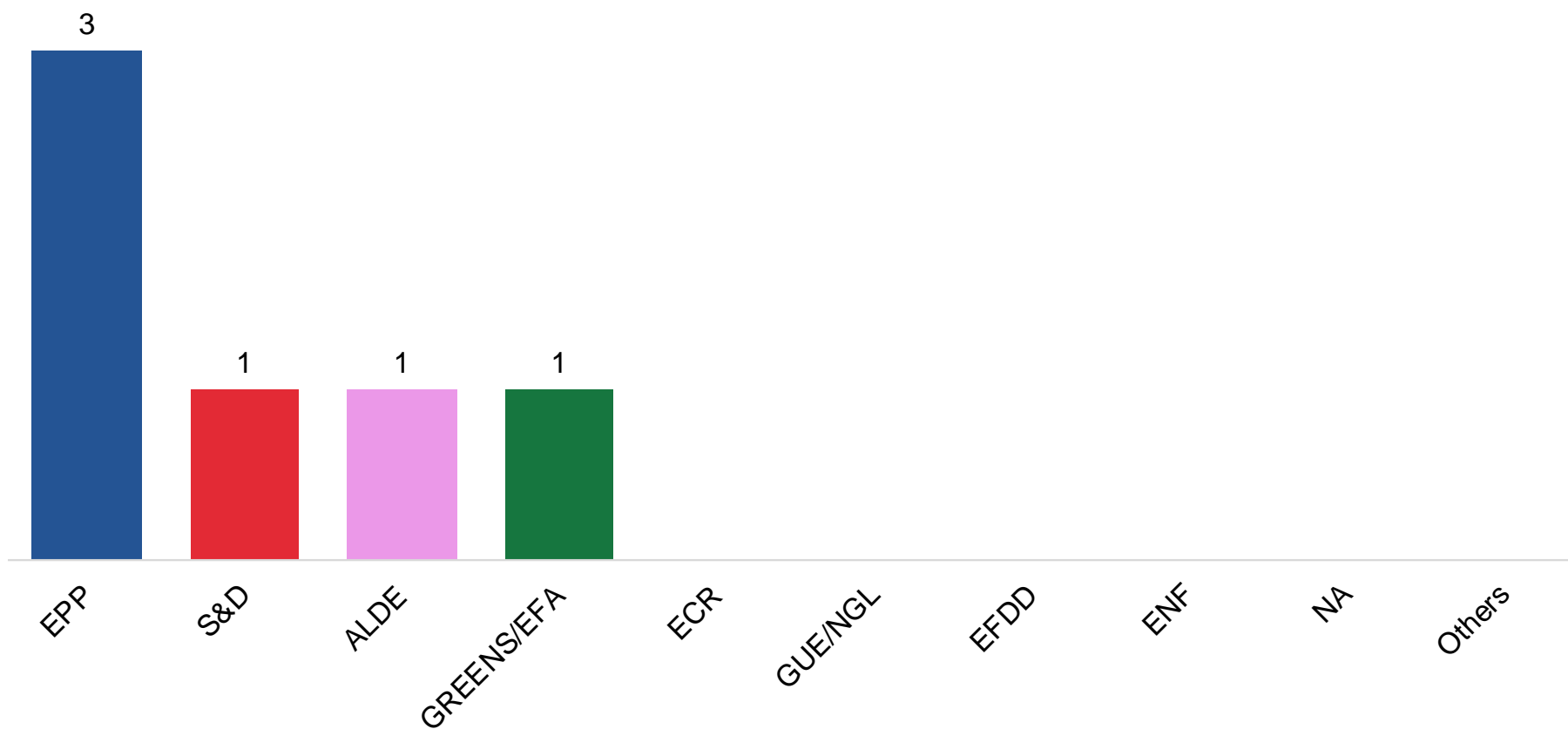
ADR – This party is a member of the Alliance of Conservatives and Reformists in Europe (ACRE) but not part of the ECR group. They do not currently have any seats in the EP.  
 Dei Lénk – This party is a member of the European Left (EL) but they do not currently have any seats in the EP.



3. Seat projection

 **LUXEMBOURG** **SEATS: 6**

25/02/2019





## 1. Voting intentions

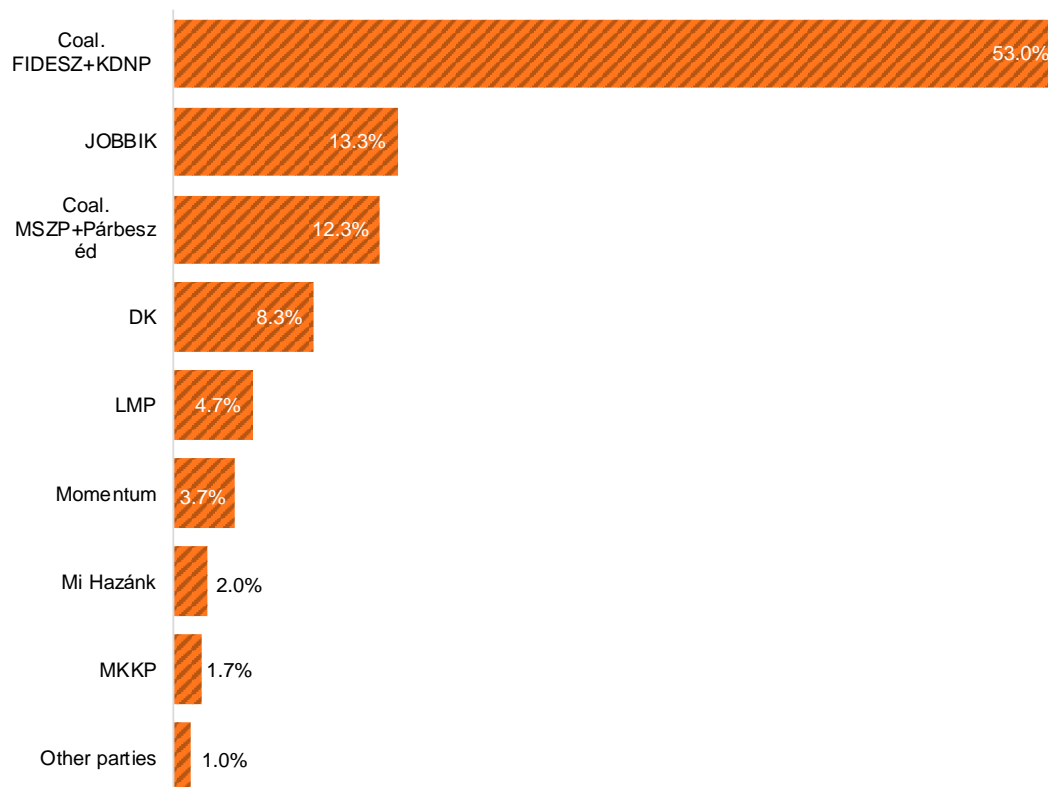


### HUNGARY

#### Voting intentions

25/02/2019

#### Average of national polls



Date	Source
15/02/2019	ZRI
06/02/2019	Medián
05/02/2019	Nézőpont

Score	Seat projection	Abbreviation	Party/Coalition/EP group
53.0%	13	Coal. FIDESZ+KDNP	FIDESZ - Magyar Polgári Szövetség + Kereszténydemokrata Néppárt (EPP)
13.3%	3	JOBBIK	Jobbik Magyarországért Mozgalom (NA)
12.3%	3	Coal. MSZP+Párbeszéd	Magyar Szocialista Párt (S&D) + Párbeszéd Magyarországért (Greens/EFA)
8.3%	2	DK	Demokratikus Koalíció (S&D)
4.7%	0	LMP	Lehet Más a Politika (Greens/EFA)
3.7%	0	Momentum	Momentum Mozgalom
2.0%	0	Mi Hazánk	Mi Hazánk Mozgalom
1.7%	0	MKKP	Magyar Kétfarkú Kutya Párt
1.0%	0	Other parties	

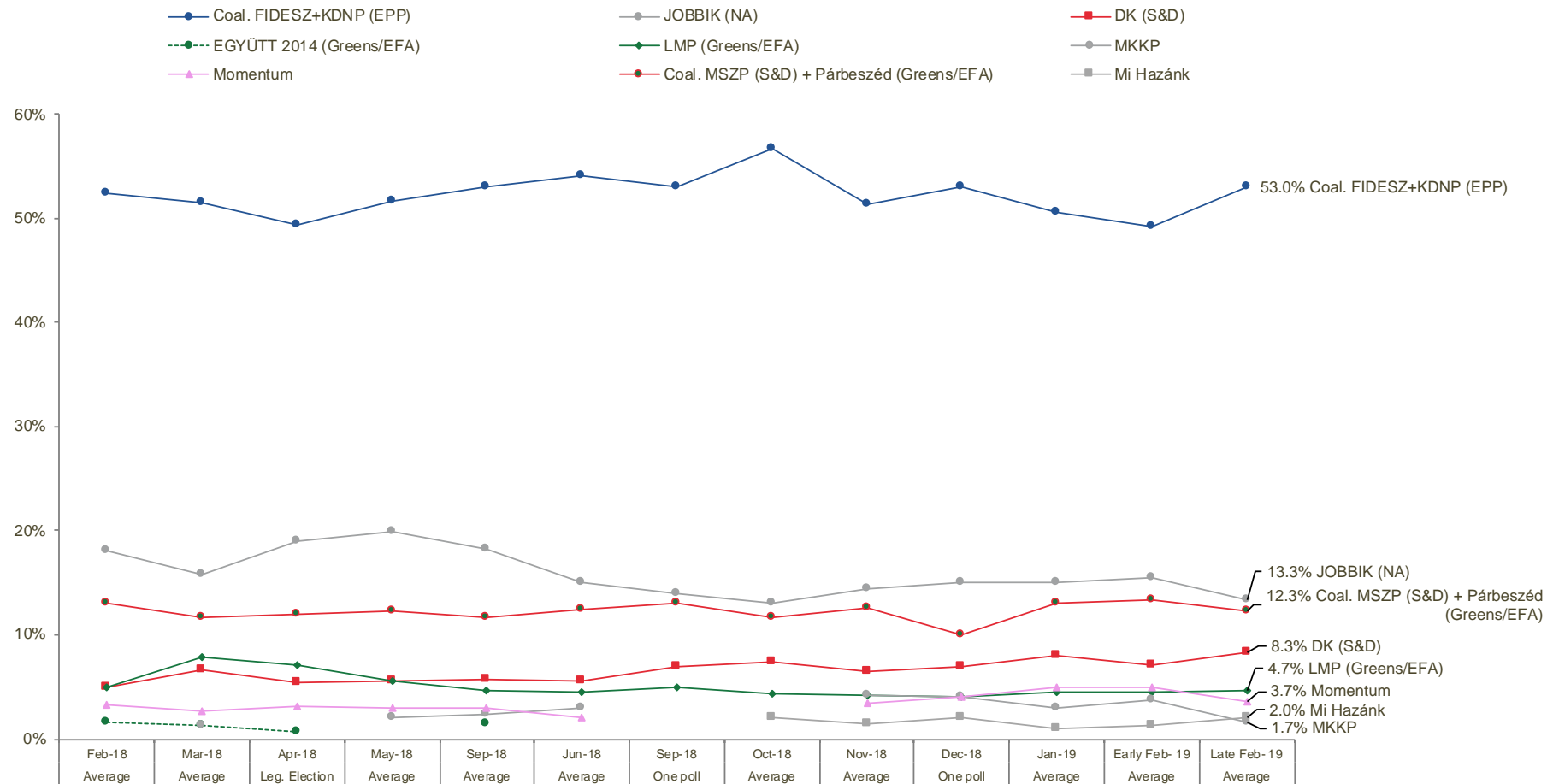
As currently no dedicated European elections voting intentions are available for this country, national voting intentions are used as the best available proxy for understanding the current political situation. The calculations must be understood as a snapshot of the current political situation in the country only and not as a prediction of the actual election results.

## 2. Voting intentions over time



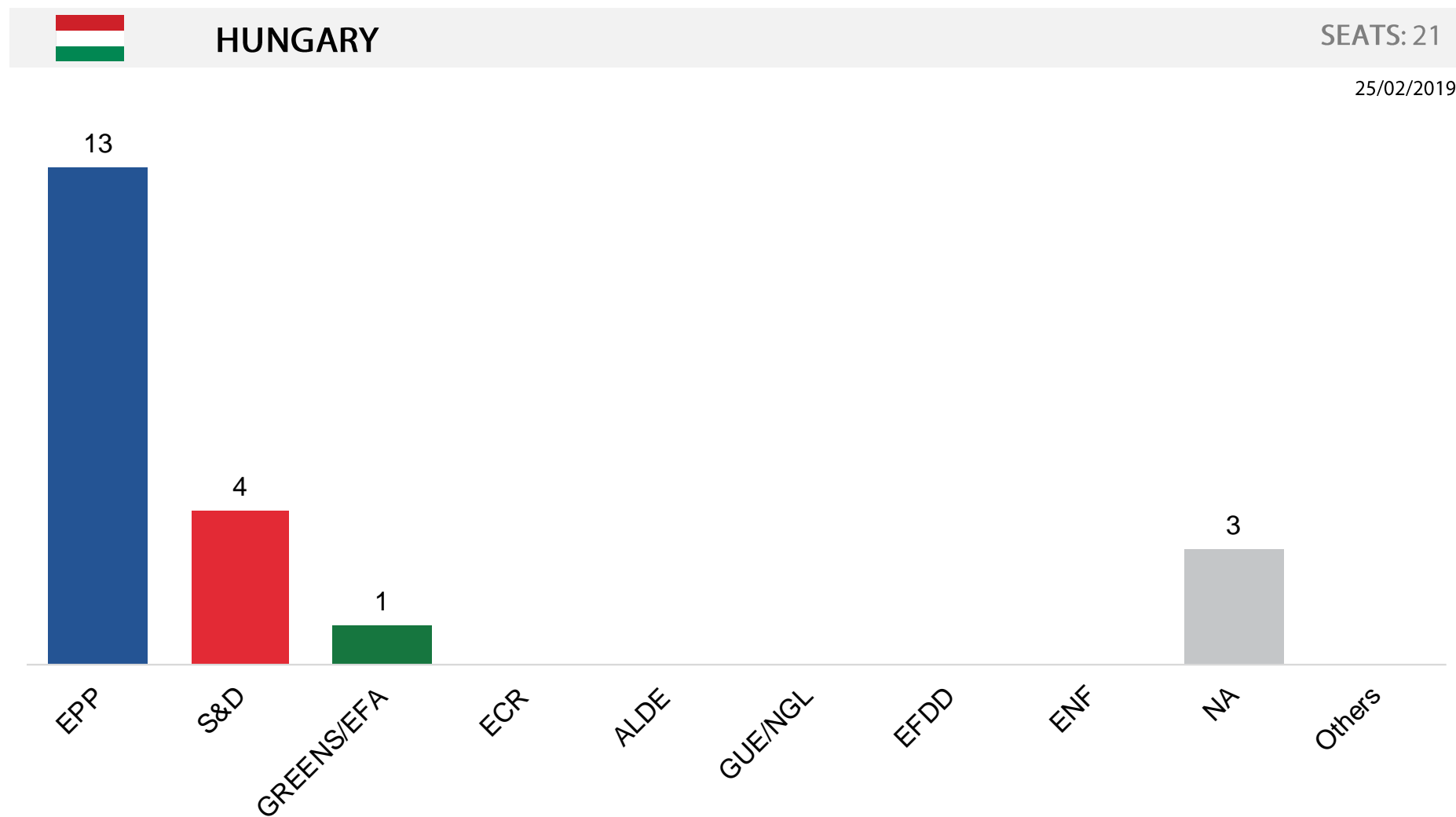
### HUNGARY

25/02/2019



Momentum joined the ALDE party 9 November 2018 but it does not belong to the ALDE group. It does not currently have any seats in the EP.

### 3. Seat projection



Coal. MSZP + Párbeszéd – The projection presumes that 90% of the attributed to this coalition will go to S&D and 10% to Greens/EFA.



## 1. Voting intentions

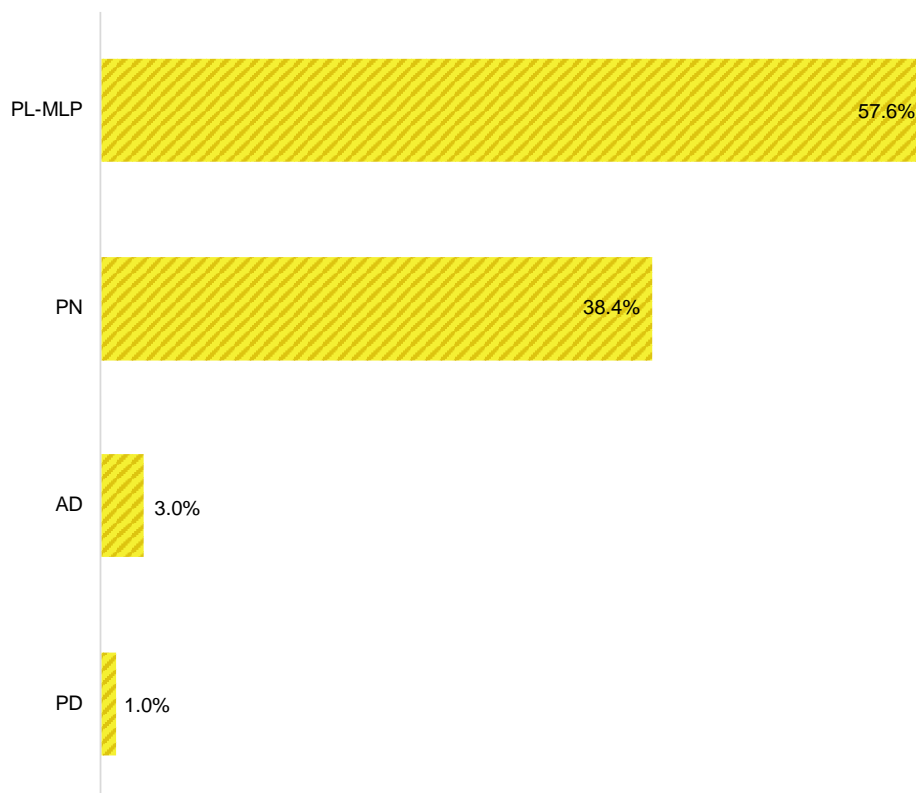


### MALTA

#### Voting intentions

25/02/2019

#### Single national poll



Date	Source
09/02/2019	MISCO Intl Ltd

Score	Seat projection	Abbreviation	Party/Coalition/EP group
57.6%	4	PL-MLP	Partit Laburista - Malta Labour Party (S&D)
38.4%	2	PN	Partit Nazzjonalista (EPP)
3.0%	0	AD	Alternattiva Demokratika
1.0%	0	PD	Partit Demokratiku

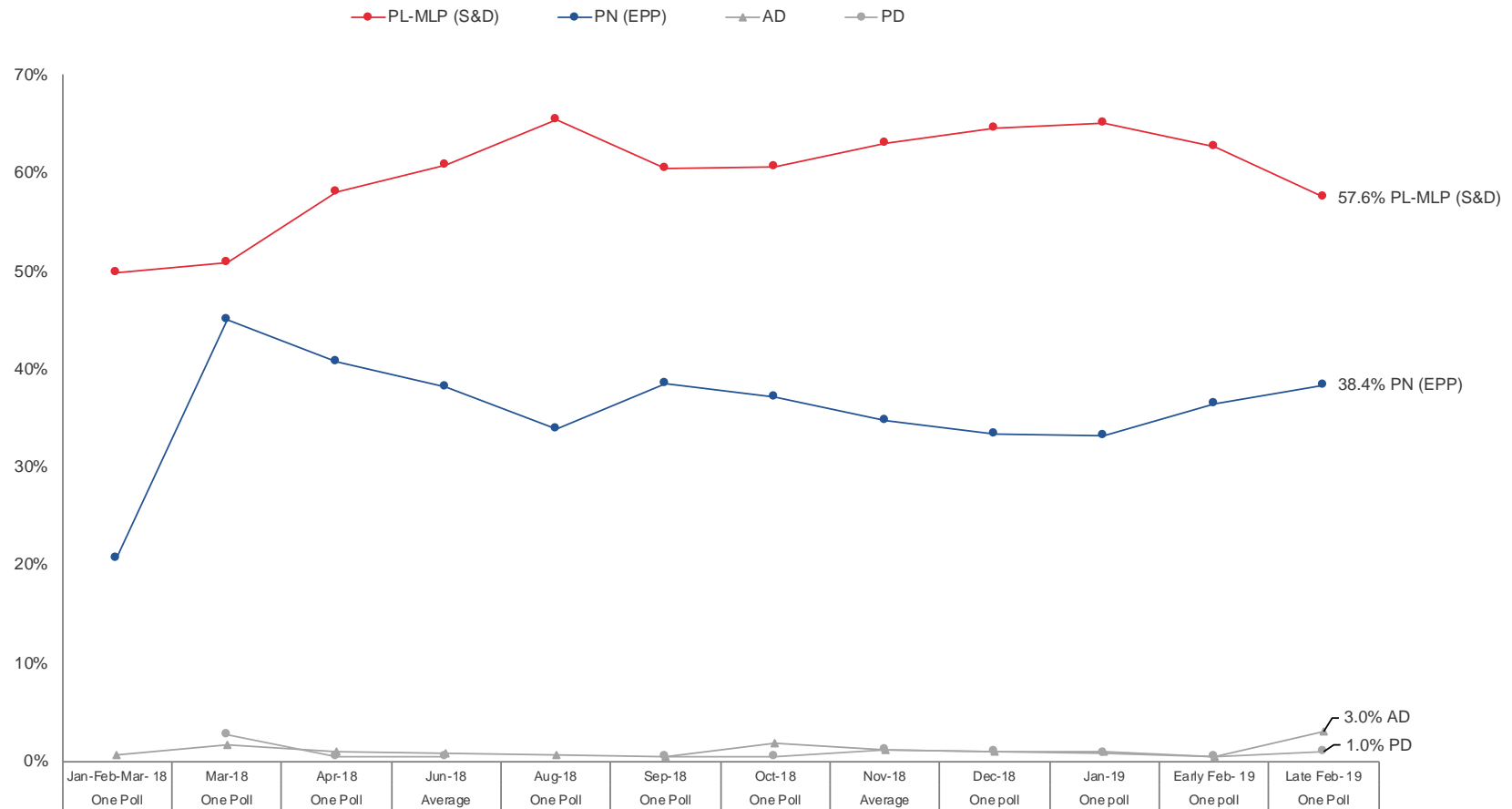
As currently no dedicated European elections voting intentions are available for this country, national voting intentions are used as the best available proxy for understanding the current political situation. The calculations must be understood as a snapshot of the current political situation in the country only and not as a prediction of the actual election results.

## 2. Voting intentions over time



# MALTA

25/02/2019






### 3. Seat projection



MALTA

SEATS: 6

25/02/2019





## 1. Voting intentions

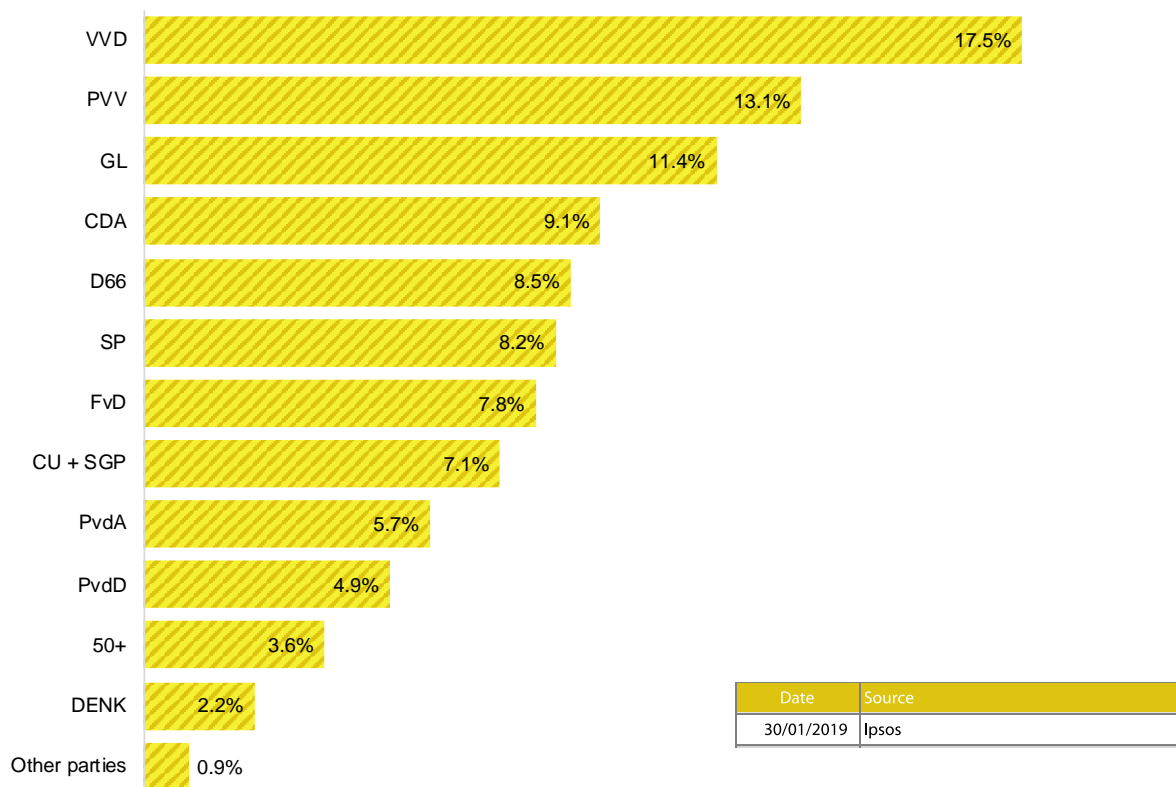


### NETHERLANDS

#### Voting intentions

25/02/2019

#### Single national poll



Score	Seat projection	Abbreviation	Party/Coalition/EP group
17.5%	6	VVD	Volkspartij voor Vrijheid en Democratie (ALDE)
13.1%	4	PVV	Partij voor de Vrijheid (ENF)
11.4%	4	GL	GroenLinks (Greens/EFA)
9.1%	3	CDA	Christen Democratisch Appèl (EPP)
8.5%	2	D66	Democraten 66 (ALDE)
8.2%	2	SP	Socialistische Partij (GUE/NGL)
7.8%	2	FvD	Forum voor Democratie
7.1%	2	CU + SGP	Christian Union (ECR) + Staatkundig Gereformeerde Partij (ECR)
5.7%	2	PvdA	Partij van de Arbeid (S&D)
4.9%	1	PvdD	Partij voor de Dieren (GUE/NGL)
3.6%	1	50+	50Plus
2.2%	0	DENK	DENK
0.9%	0	Other parties	

As currently no dedicated European elections voting intentions are available for this country, national voting intentions are used as the best available proxy for understanding the current political situation. The calculations must be understood as a snapshot of the current political situation in the country only and not as a prediction of the actual election results.

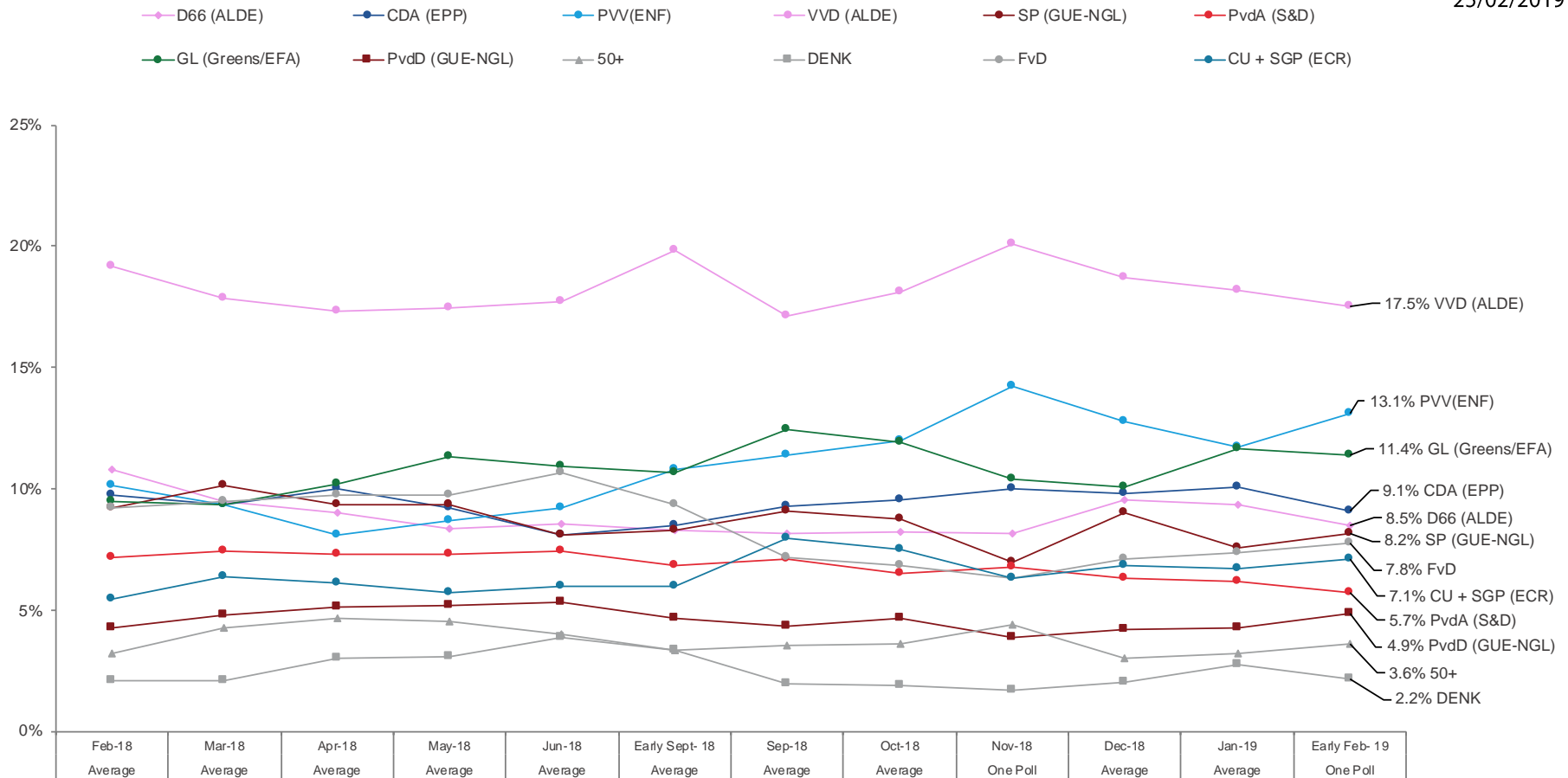
CU + SGP – These two parties will run on a common list for the European Elections.

## 2. Voting intentions over time



# NETHERLANDS

25/02/2019



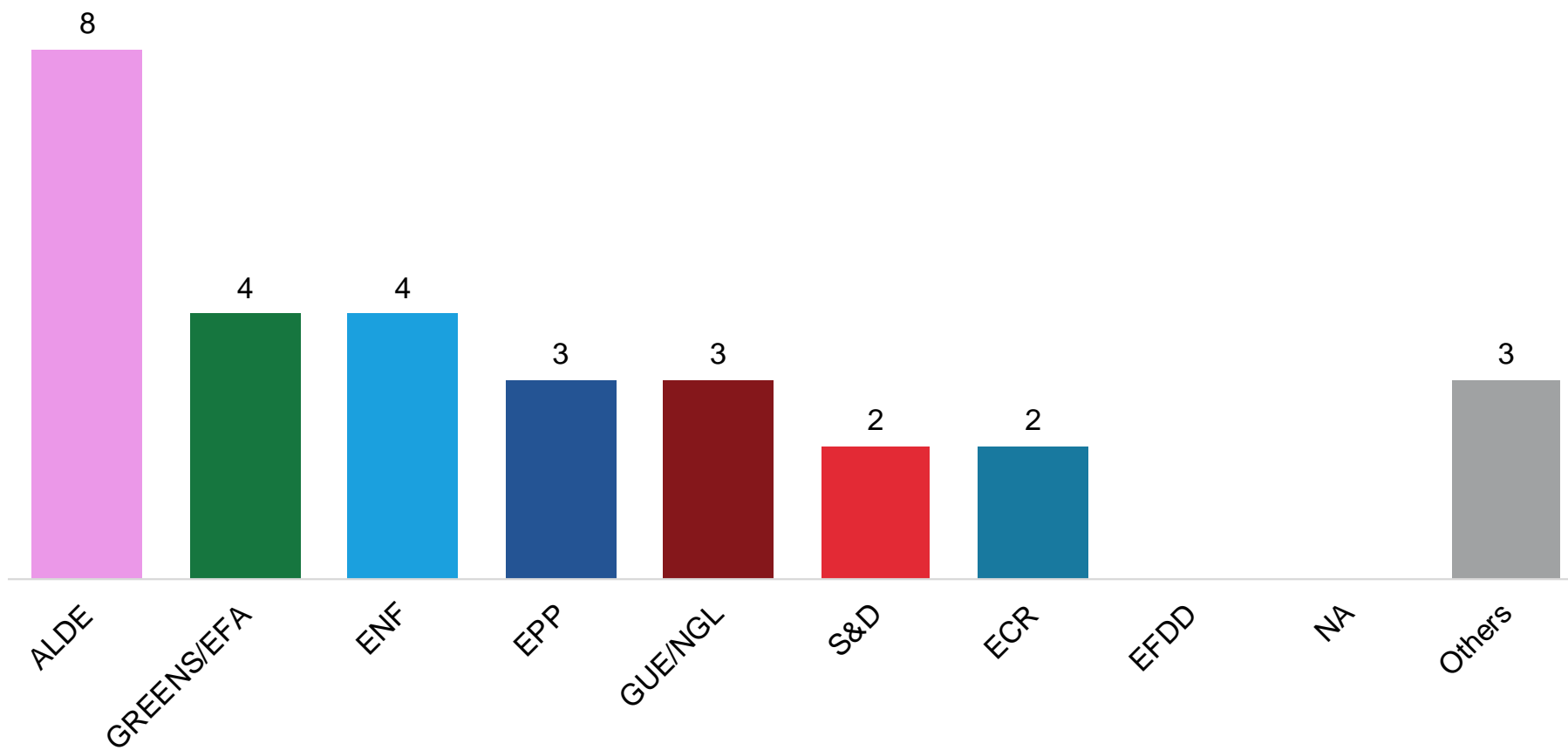
3. Seat projection



NETHERLANDS

SEATS: 29

25/02/2019





# 1. Voting intentions

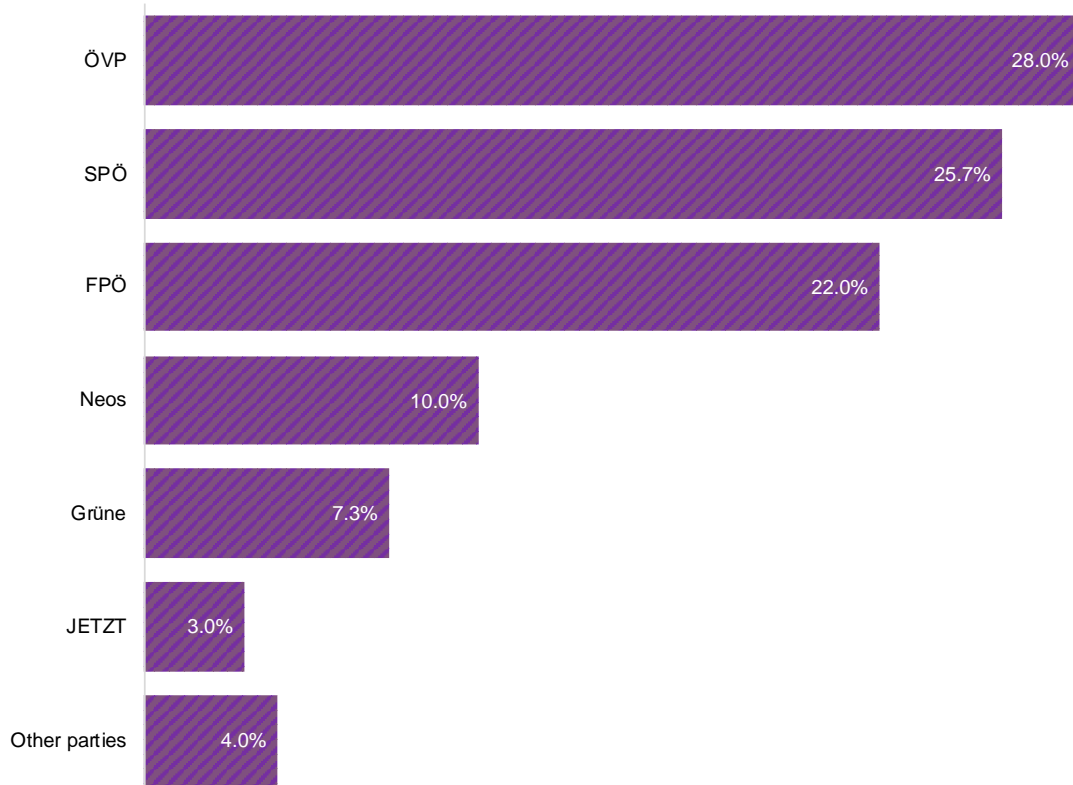


## AUSTRIA

### Voting intentions

25/02/2019

### Average of European Election polls



Date	Source
25/02/2019	Market Research
21/02/2019	Research Affairs
08/02/2019	Research Affairs

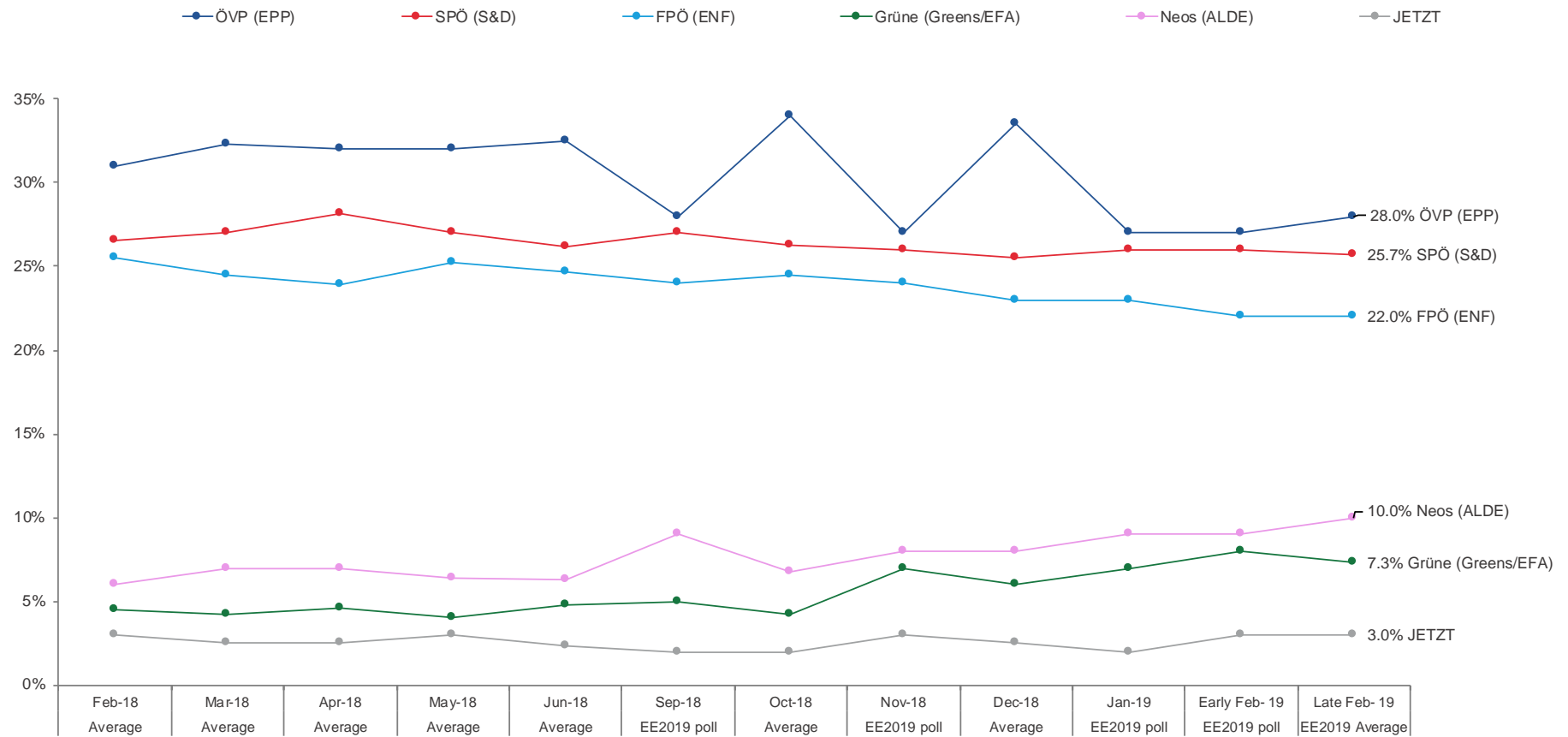
Score	Seat projection	Abbreviation	Party/Coalition/EP group
28.0%	6	ÖVP	Österreichische Volkspartei (EPP)
25.7%	5	SPÖ	Sozialdemokratische Partei Österreichs (S&D)
22.0%	5	FPÖ	Freiheitliche Partei Österreichs (ENF)
10.0%	2	Neos	NEOS - Das Neue Österreich (ALDE)
7.3%	1	Grüne	Die Grünen - Die Grüne Alternative (Greens/EFA)
3.0%	0	JETZT	JETZT – Liste Pilz
4.0%	0	Other parties	

## 2. Voting intentions over time




# AUSTRIA

25/02/2019

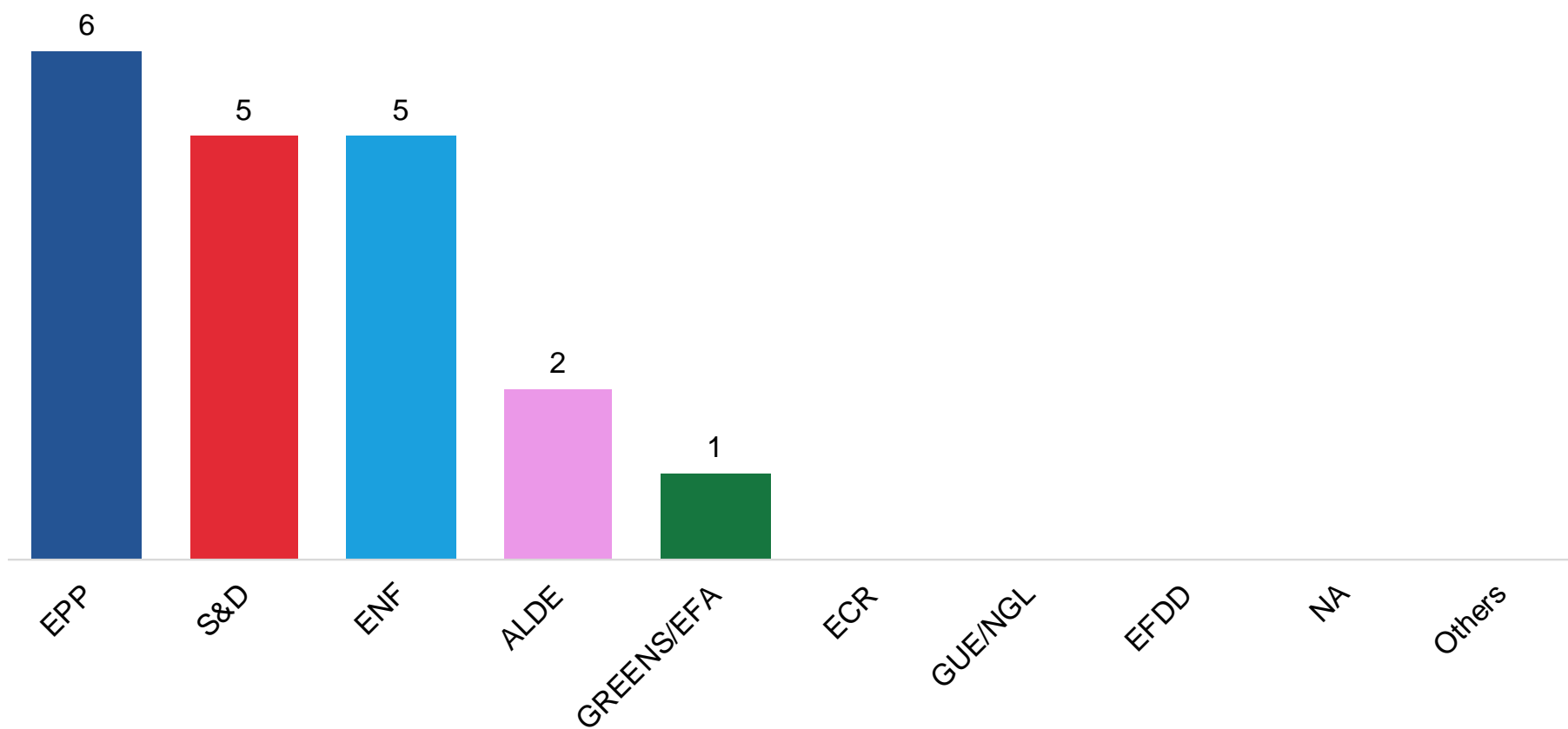




3. Seat projection

 **AUSTRIA** **SEATS: 19**

25/02/2019





## 1. Voting intentions

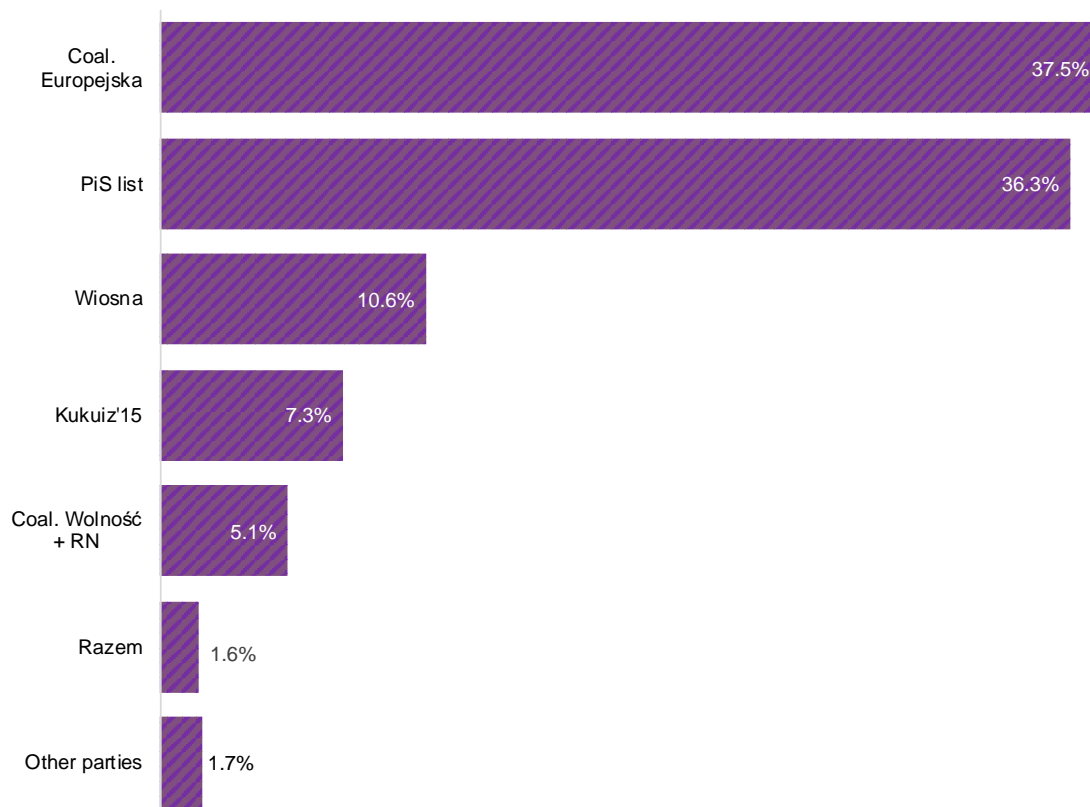


### POLAND

#### Voting intentions

25/02/2019

#### Average of European Election polls



Date	Source
23/02/2019	Estymator
21/02/2019	IBRiS
17/02/2019	Ipsos

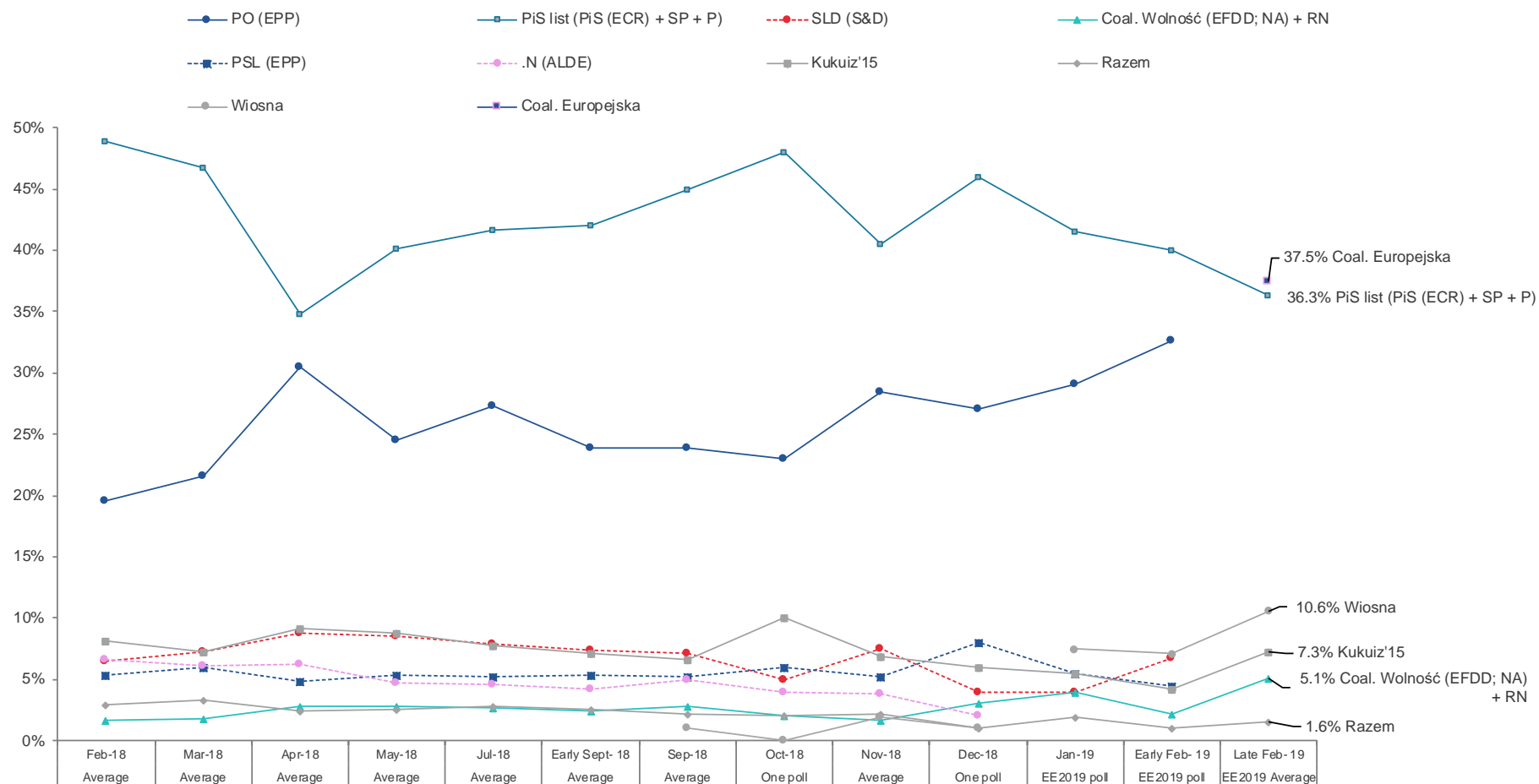
Score	Seat projection	Abbreviation	Party/Coalition/EP group
37.5%	21	Coal. Europejska	Coal. Europejska: Platforma Obywatelska (EPP) + Polskie Stronnictwo Ludowe (EPP) + Nowoczesna (ALDE) + Sojusz Lewicy Demokratycznej (S&D) + Partia Zieloni
36.3%	20	PiS list	Prawo i Sprawiedliwość (PiS) (ECR) + Solidarna Polska (SP) + Porozumienie (P)
10.6%	5	Wiosna	Wiosna
7.3%	4	Kukuz'15	Kukuz'15
5.1%	2	Coal. Wolność + RN	Wolność Janusza Korwin-Mikke (EFDD; NA)
1.6%	0	Razem	Partia Razem
1.7%	0	Other parties	

## 2. Voting intentions over time

25/02/2019



### POLAND




PiS list –SP and P candidates will also run on the PiS list

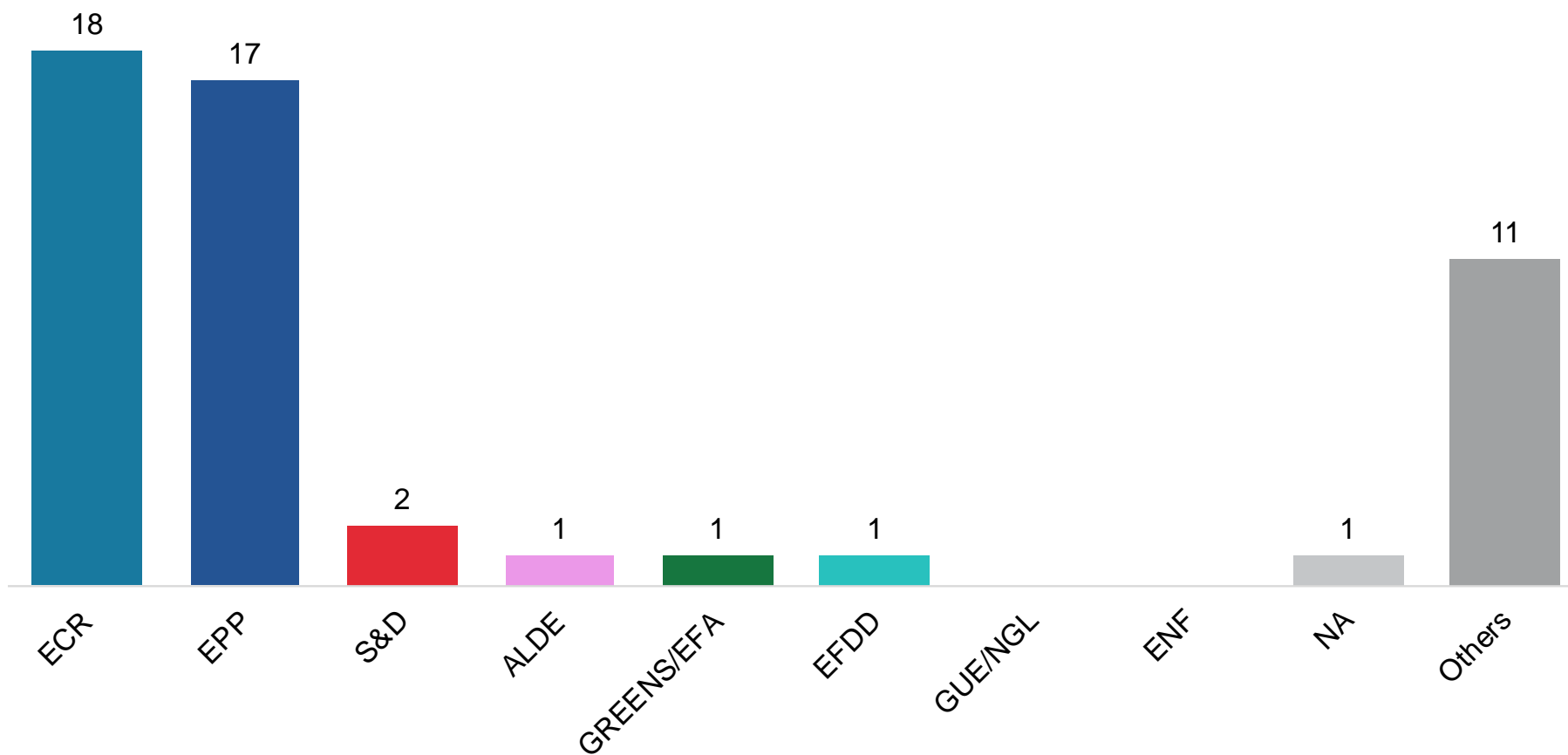
Coal. Europejska – A new coalition set up for the European Elections comprising PO, SLD, .N, PSL. And Partia Zieloni

Wiosna – This party was set up by Robert Biedrón, officially announced on 3 February 2019 at the founder's convention.

### 3. Seat projection

 **POLAND** SEATS: 52

25/02/2019



PiS - The projection presumes that 90% of the attributed to this coalition will go to ECR and 10% to "Others".  
Coal. Europejska - The projection presumes that 80% of seats will go to EPP, 11% to S&D, 6% to ALDE and 3% to Greens/EFA



## 1. Voting intentions

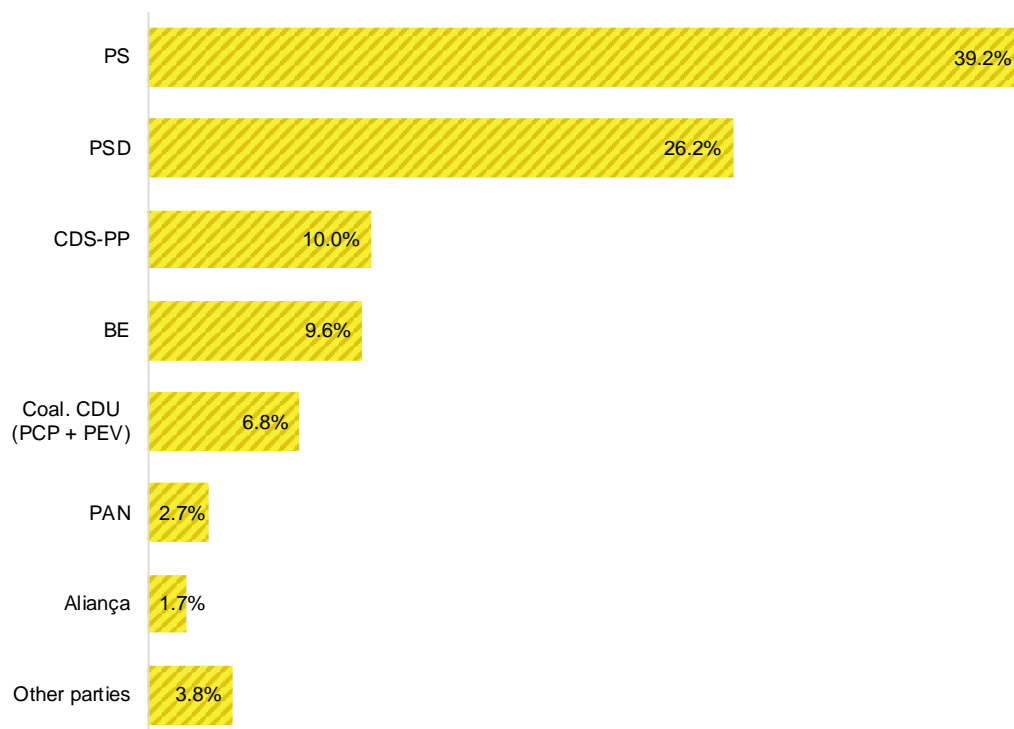


### PORTUGAL

#### Voting intentions

25/02/2019

#### Single national poll



Date	Source
19/02/2019	Aximage

Score	Seat projection	Abbreviation	Party/Coalition/EP group
39.2%	10	PS	Partido Socialista (S&D)
26.2%	6	PSD	Partido Social Democrata (EPP)
10.0%	2	CDS-PP	Partido Popular (EPP)
9.6%	2	BE	Bloco de Esquerda (GUE/NGL)
6.8%	1	Coal. CDU (PCP + PEV)	Coligação Democrática Unitária: Partido Comunista Português + Partido Ecologista "Os Verdes" (GUE/NGL)
2.7%	0	PAN	Pessoas-Animais-Natureza
1.7%	0	Aliança	Aliança
3.8%	0	Other parties	

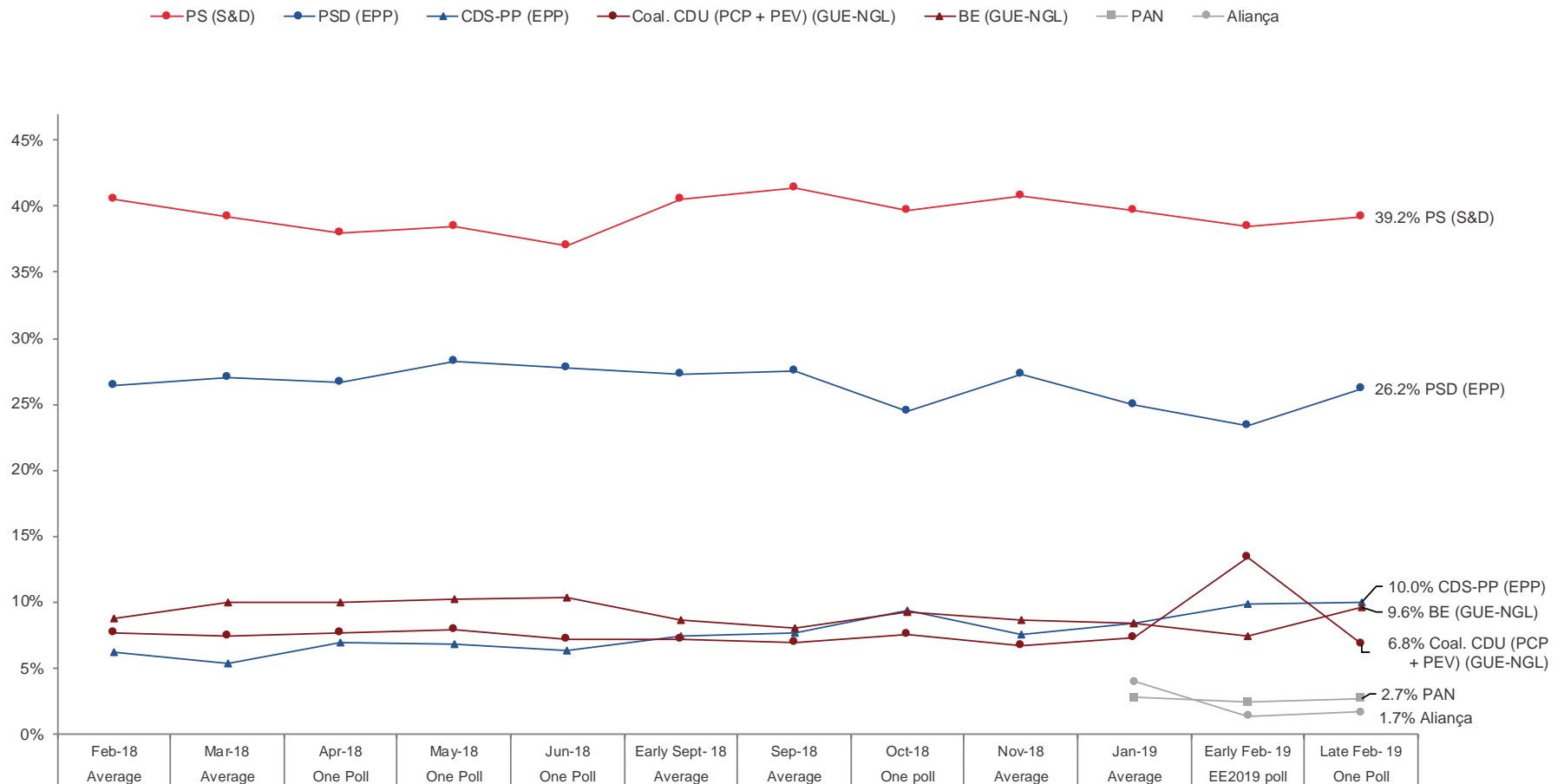
As currently no dedicated European elections voting intentions are available for this country, national voting intentions are used as the best available proxy for understanding the current political situation. The calculations must be understood as a snapshot of the current political situation in the country only and not as a prediction of the actual election results.

## 2. Voting intentions over time



# PORTUGAL

25/02/2019





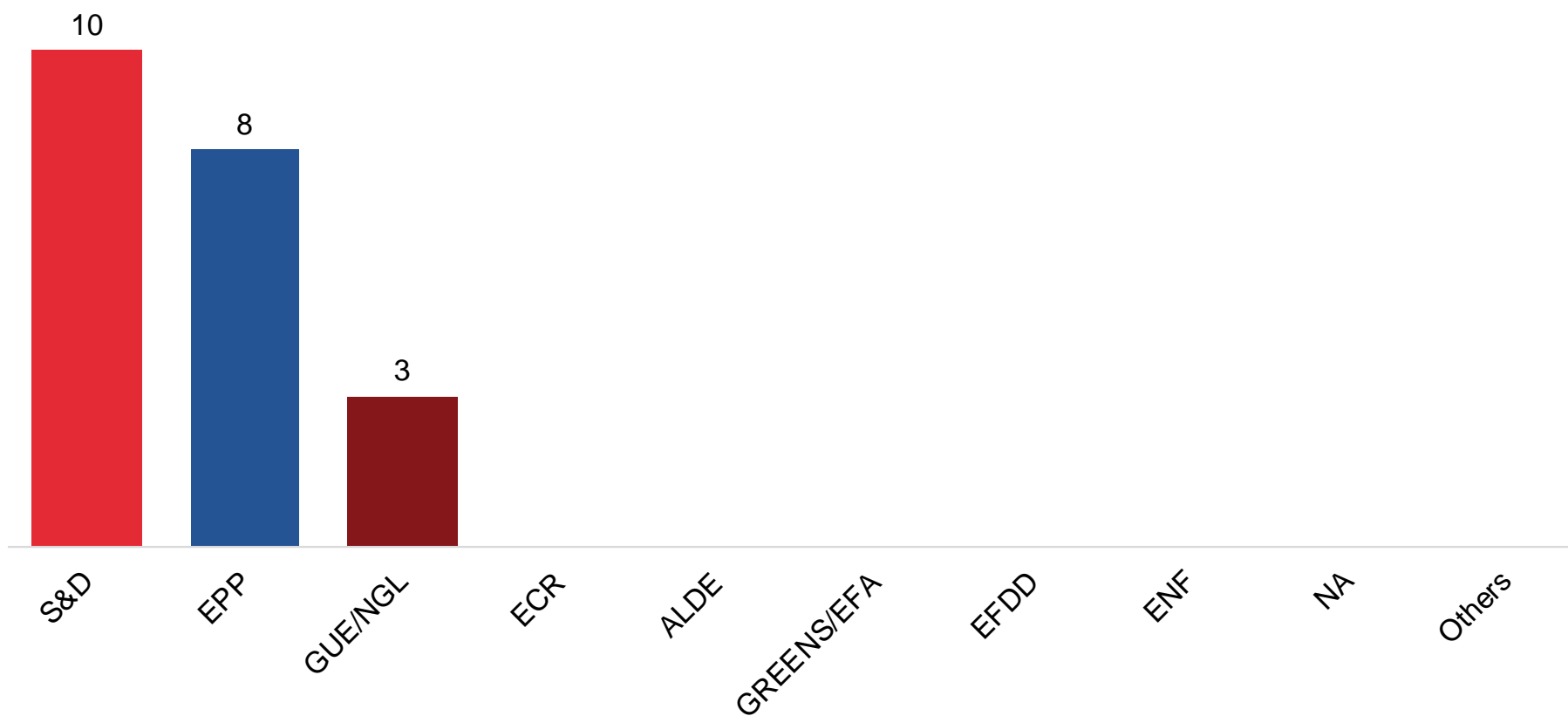
### 3. Seat projection



PORTUGAL

SEATS: 21

25/02/2019





## 1. Voting intentions

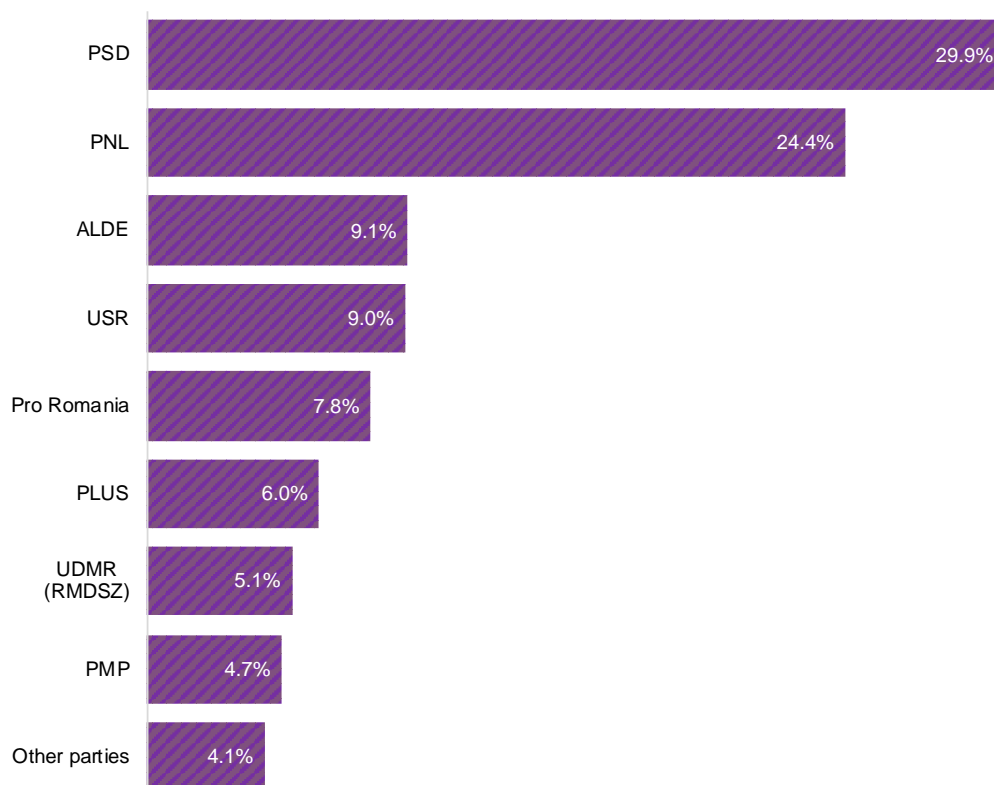


### ROMANIA

#### Voting intentions

25/02/2019

#### Average of European election polls



Date	Source
12/02/2019	INSCOP
10/02/2019	CURS

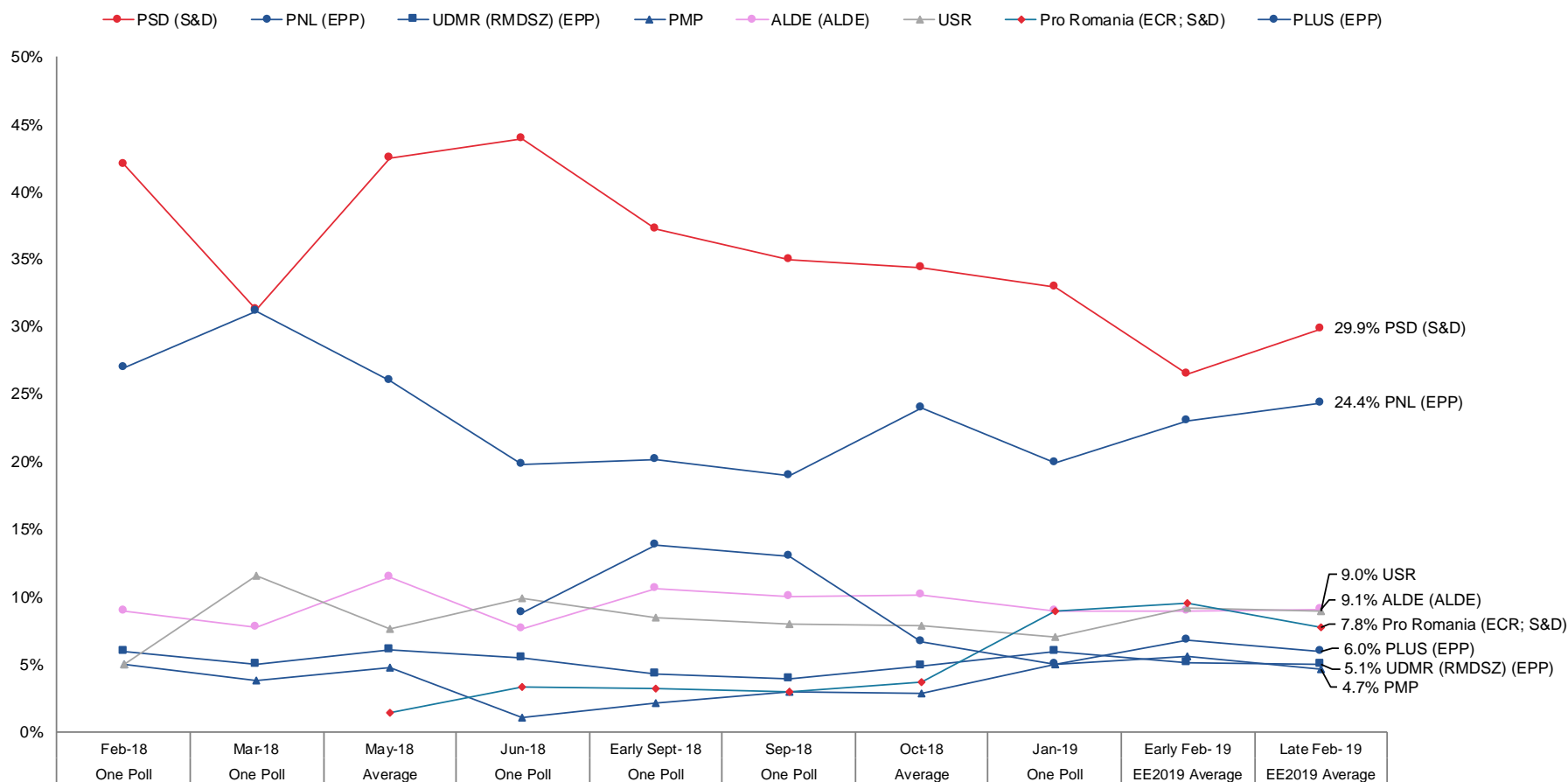
Score	Seat projection	Abbreviation	Party/Coalition/EP group
29.9%	11	PSD	Partidul Social Democrat (S&D)
24.4%	9	PNL	Partidul Național Liberal (EPP)
9.1%	3	ALDE	Alianța Liberalilor și Democraților (ALDE)
9.0%	3	USR	Uniunea Salvați România
7.8%	3	Pro Romania	Pro Romania (ECR; S&D)
6.0%	2	PLUS	Partidul Libertății, Unității și Solidarității (EPP)
5.1%	2	UDMR (RMDSZ)	Româniai Magyar Demokrata Szövetség - Uniunea Democrată Maghiară din România (EPP)
4.7%	0	PMP	Partidul Mișcarea Populară
4.1%	0	Other parties	

## 2. Voting intentions over time



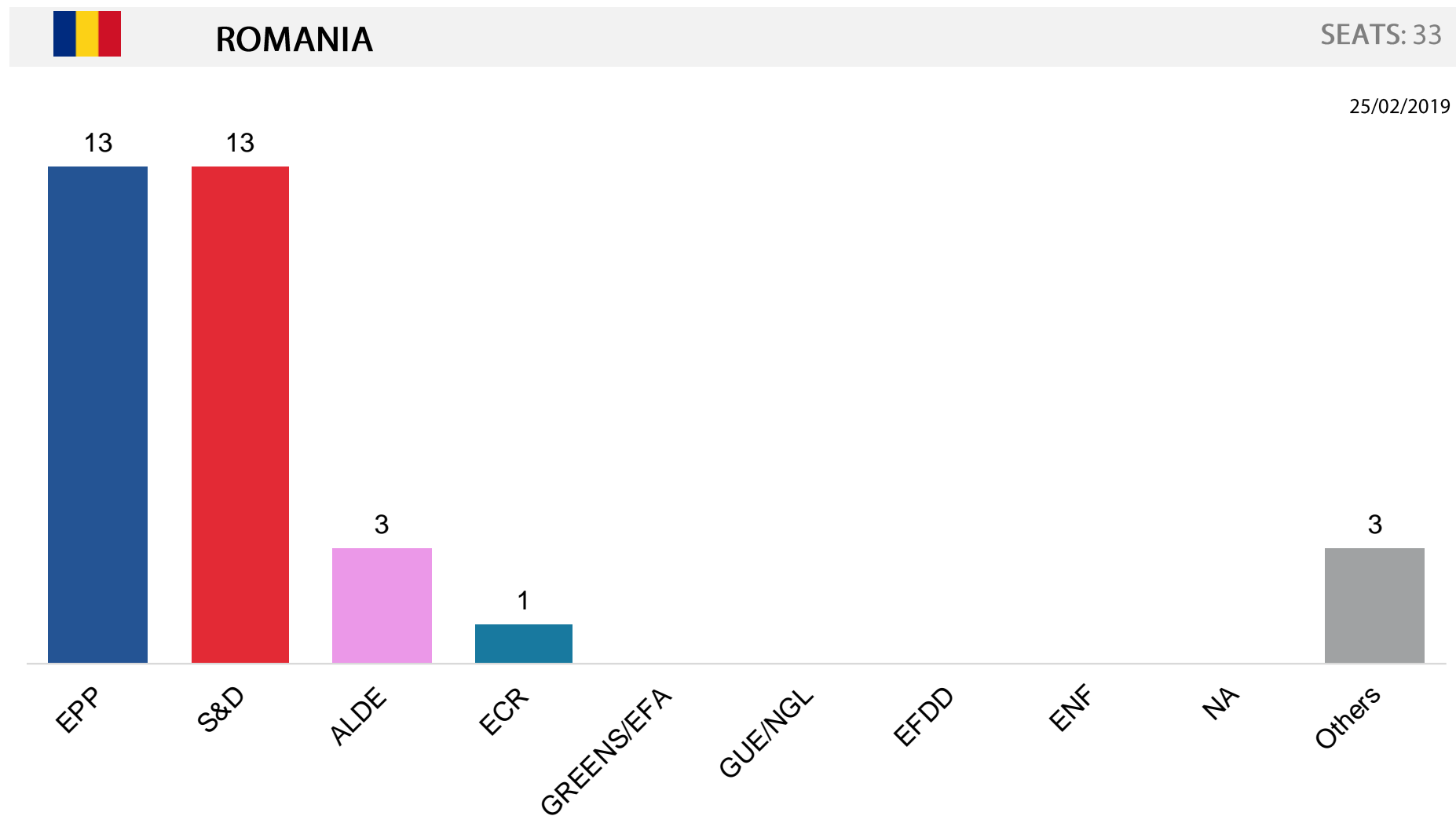
### ROMANIA

25/02/2019



PMP – This party is a member of the European People’s Party but no longer a part of the group. They do not currently have any MEPs in the EP.

### 3. Seat projection



Pro Romania - The projection presumes that 60% of the attributed to this coalition will go to S&D and 40% to ECR.



## 1. Voting intentions

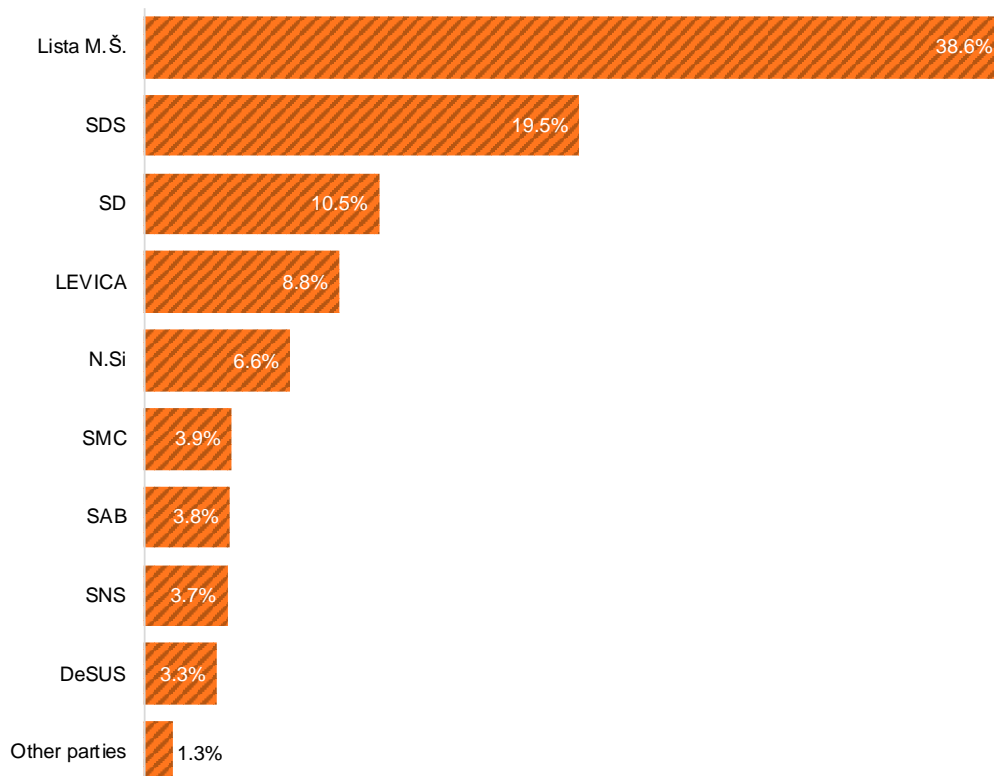


### SLOVENIA

#### Voting intentions

25/02/2019

#### Average of national polls



Date	Source
17/02/2019	Ninamedia
11/02/2019	Mediana

Score	Seat projection	Abbreviation	Party/Coalition/EP group
38.6%	4	Lista M.Š.	Lista Marjana Šarca
19.5%	2	SDS	Slovenska demokratska stranka (EPP)
10.5%	1	SD	Socialni demokrati (S&D)
8.8%	1	LEVICA	LEVICA
6.6%	0	N.Si	Nova Slovenija (EPP)
3.9%	0	SMC	Stranka modernega centra
3.8%	0	SAB	Stranka Alenke Bratušek
3.7%	0	SNS	Slovenska Nacionalna Stranka
3.3%	0	DeSUS	Demokratska stranka upokojeencev Slovenije (ALDE)
1.3%	0	Other parties	

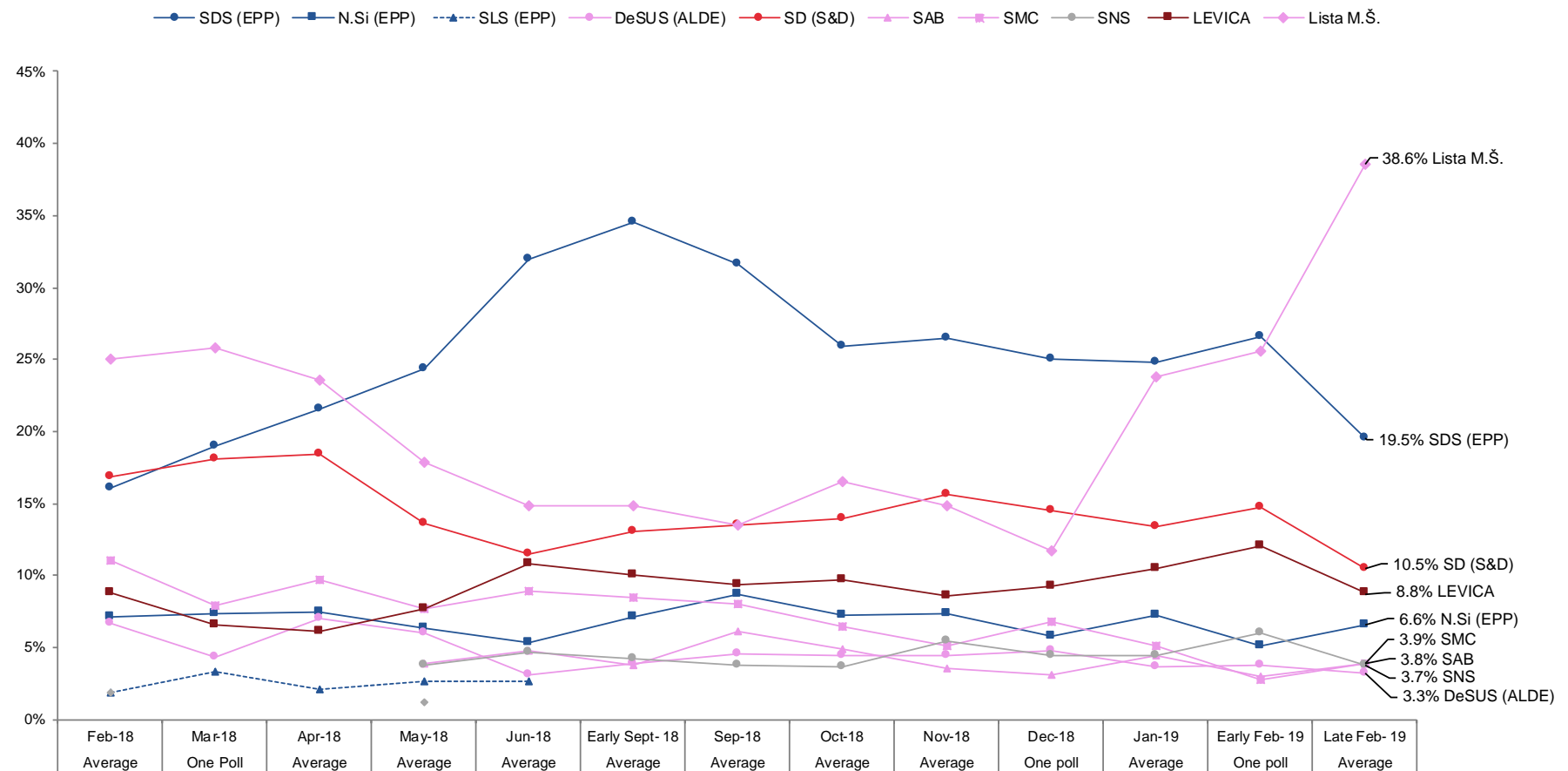
As currently no dedicated European elections voting intentions are available for this country, national voting intentions are used as the best available proxy for understanding the current political situation. The calculations must be understood as a snapshot of the current political situation in the country only and not as a prediction of the actual election results.

## 2. Voting intentions over time



### SLOVENIA

25/02/2019



SMC and SAB – These parties are members of the ALDE party (EGP) but not part of the ALDE group. They do not currently have any seats in the EP.  
 LEVICA – This party is a member of the European Left party (EL) but not part of the S&D group. They do not currently have any seats in the EP.  
 LMS – This party joined the ALDE party on 9 November 2018 but it is not a member of the ALDE group. They do not currently have any seats in the EP.



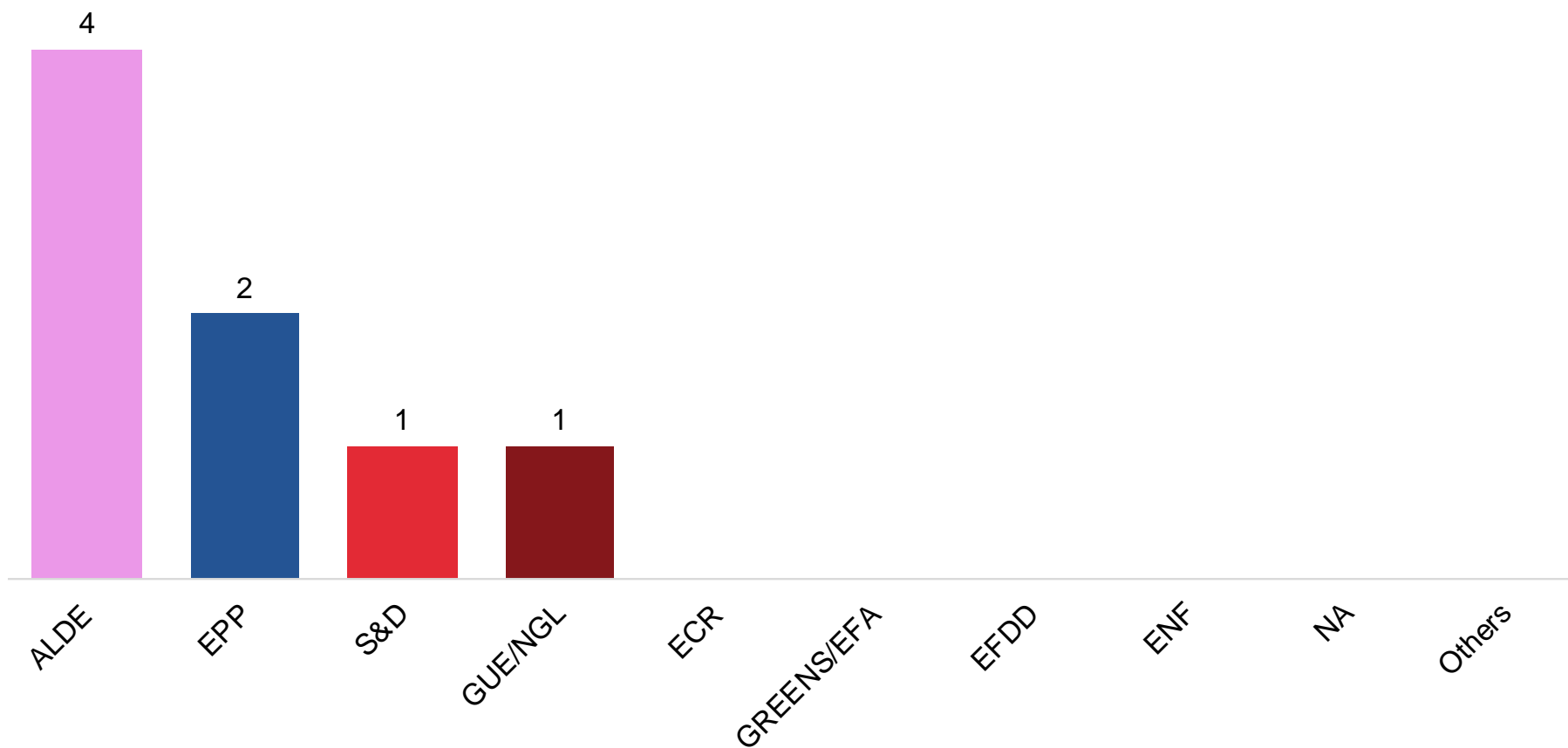
### 3. Seat projection



SLOVENIA

SEATS: 8

25/02/2019





## 1. Voting intentions

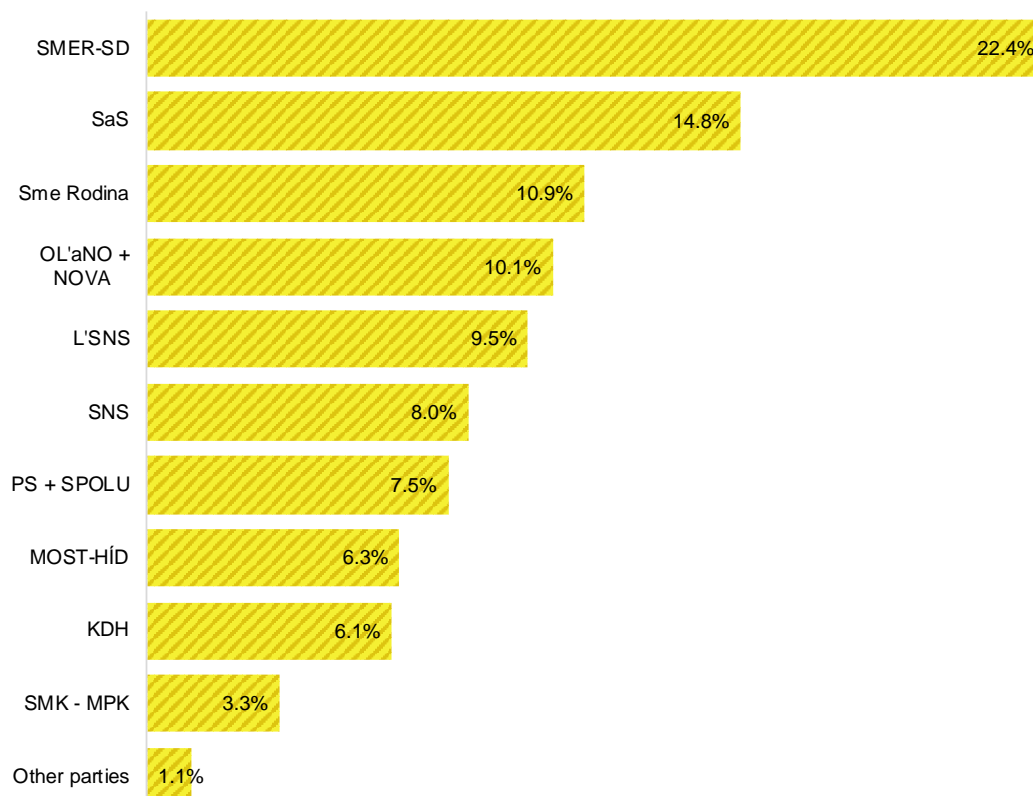


### SLOVAKIA

#### Voting intentions

25/02/2019

#### Single national poll



Date	Source
14/02/2019	AKO

Score	Seat projection	Abbreviation	Party/Coalition/EP group
22.4%	3	SMER-SD	SMER - Sociálna demokracia (S&D)
14.8%	2	SaS	Sloboda a Solidarita (ECR)
10.9%	2	Sme Rodina	Sme Rodina – Boris Kollár
10.1%	2	OL'aNO + NOVA	OBYČAJNÍ ĽUDIA a nezávislé osobnosti (ECR) + Nová väčšina - Dohoda (ECR)
9.5%	1	L'SNS	Kotleba – Ľudová strana Naše Slovensko
8.0%	1	SNS	Slovenská národná strana
7.5%	1	PS + SPOLU	Progresívne Slovensko + SPOLU – občianska demokracia
6.3%	1	MOST-HÍD	Most-Híd (EPP)
6.1%	1	KDH	Kresťanskodemokratické hnutie (EPP)
3.3%	0	SMK - MPK	Strana maďarskej komunity - Magyar Közösség Pártja (EPP)
1.1%	0	Other parties	

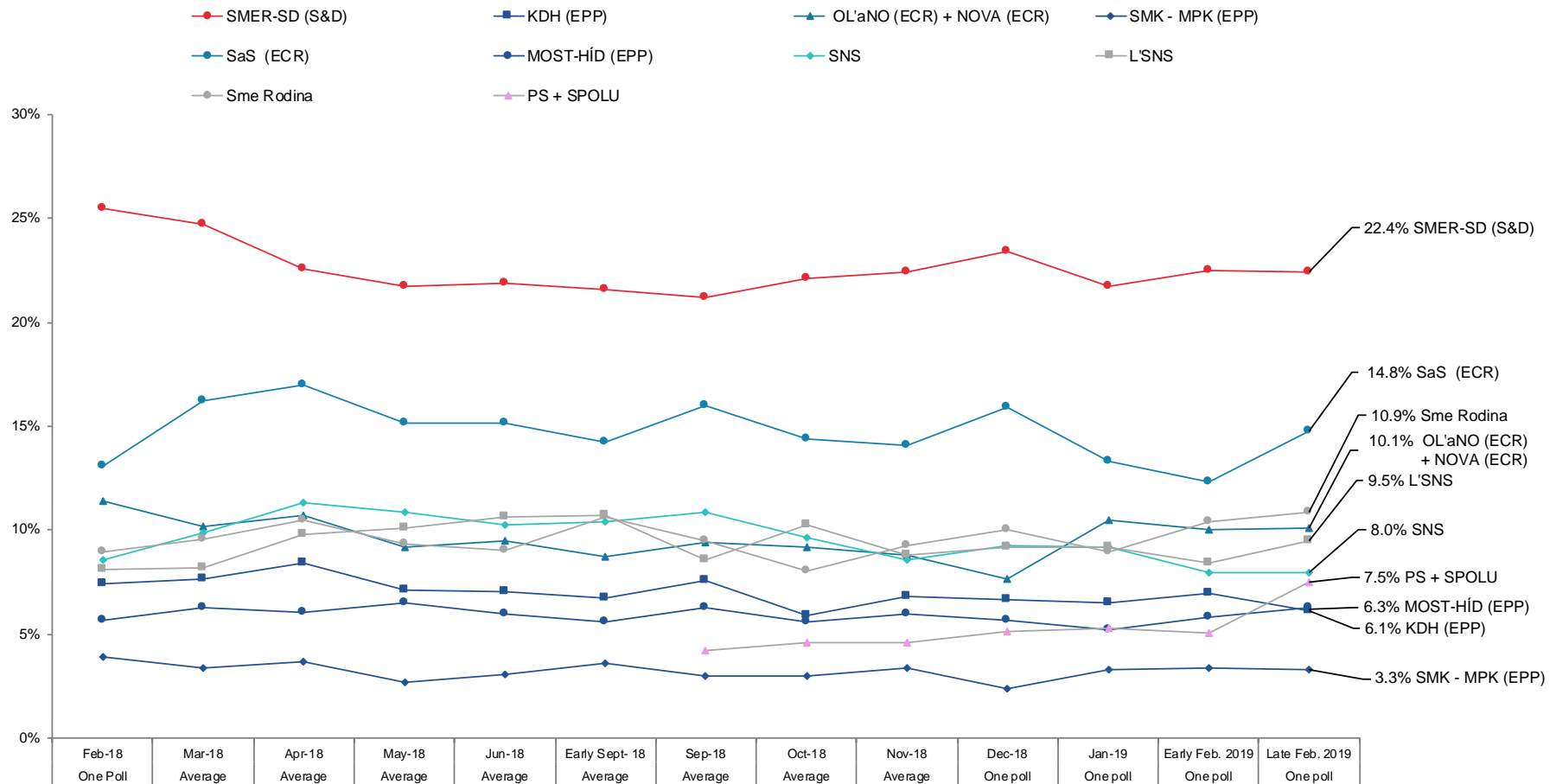
As currently no dedicated European elections voting intentions are available for this country, national voting intentions are used as the best available proxy for understanding the current political situation. The calculations must be understood as a snapshot of the current political situation in the country only and not as a prediction of the actual election results.

## 2. Voting intentions over time



# SLOVAKIA

25/02/2019



SNS – This party is no longer affiliated with EFDD and is now allocated to 'Others'

PS – This party became a member of the ALDE party on 9 November 2018 but it is not a member of the ALDE group. They do not currently have any seats in the EP.

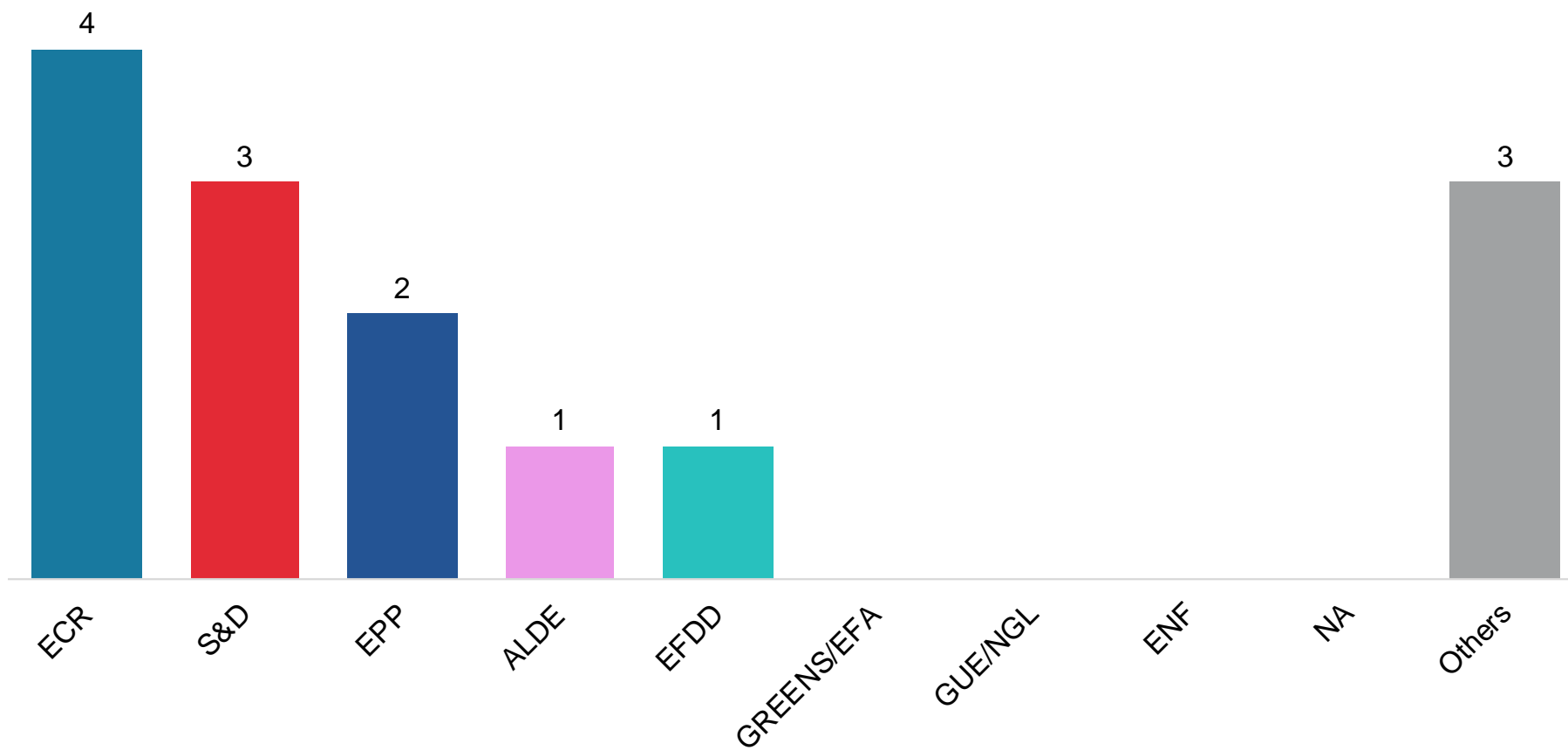
3. Seat projection



SLOVAKIA

SEATS: 14

25/02/2019





## 1. Voting intentions

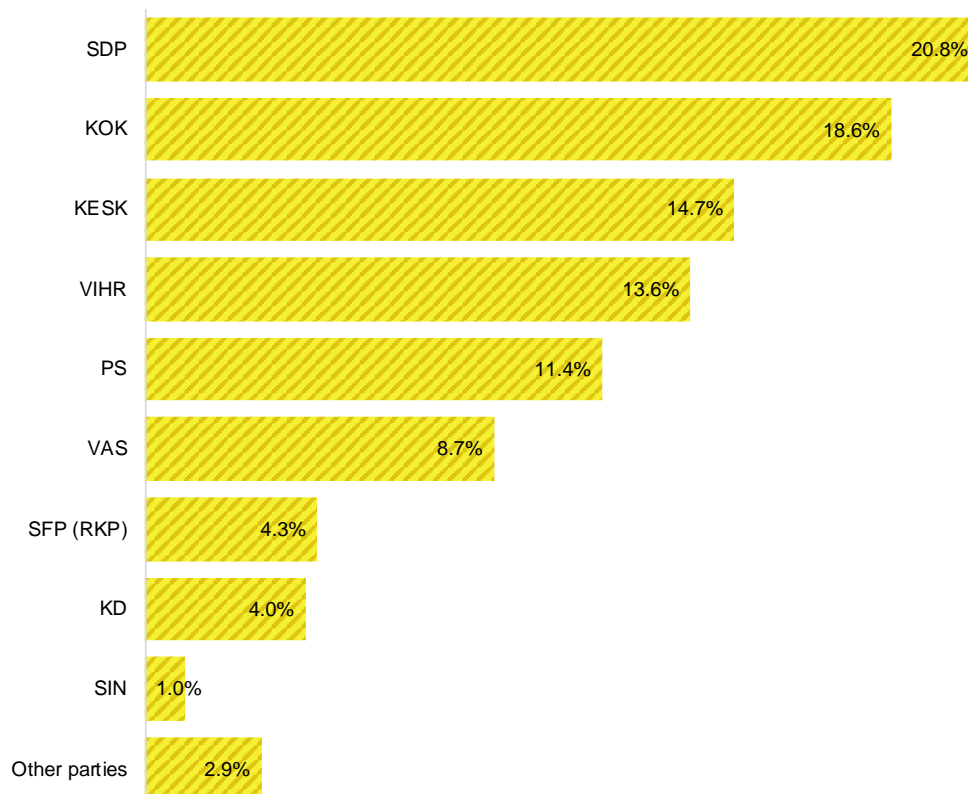


### FINLAND

#### Voting intentions

25/02/2019

#### Single national poll



Date	Source
21/02/2019	Kantar TNS

Score	Seat projection	Abbreviation	Party/Coalition/EP group
20.8%	4	SDP	Suomen Sosialidemokraattinen Puolue // Finlands socialdemokratiska parti (S&D)
18.6%	3	KOK	Kansallinen Kokoomus // Samlingspartiet (EPP)
14.7%	2	KESK	Suomen Keskusta // Centern i Finland (ALDE)
13.6%	2	VIHR	Vihreä Liitto // Gröna förbundet (Greens/EFA)
11.4%	2	PS	Perussuomalaiset // Sannfinländarna (ECR)
8.7%	1	VAS	Vasemmistoliitto // Vänsterförbundet (GUE/NGL)
4.3%	0	SFP (RKP)	Svenska folkpartiet i Finland - Suomen ruotsalainen kansanpuolue (ALDE)
4.0%	0	KD	Kristillisdemokraatit // Kristdemokraterna
1.0%	0	SIN	Sininen Tulevaisuus // Blå framtid
2.9%	0	Other parties	

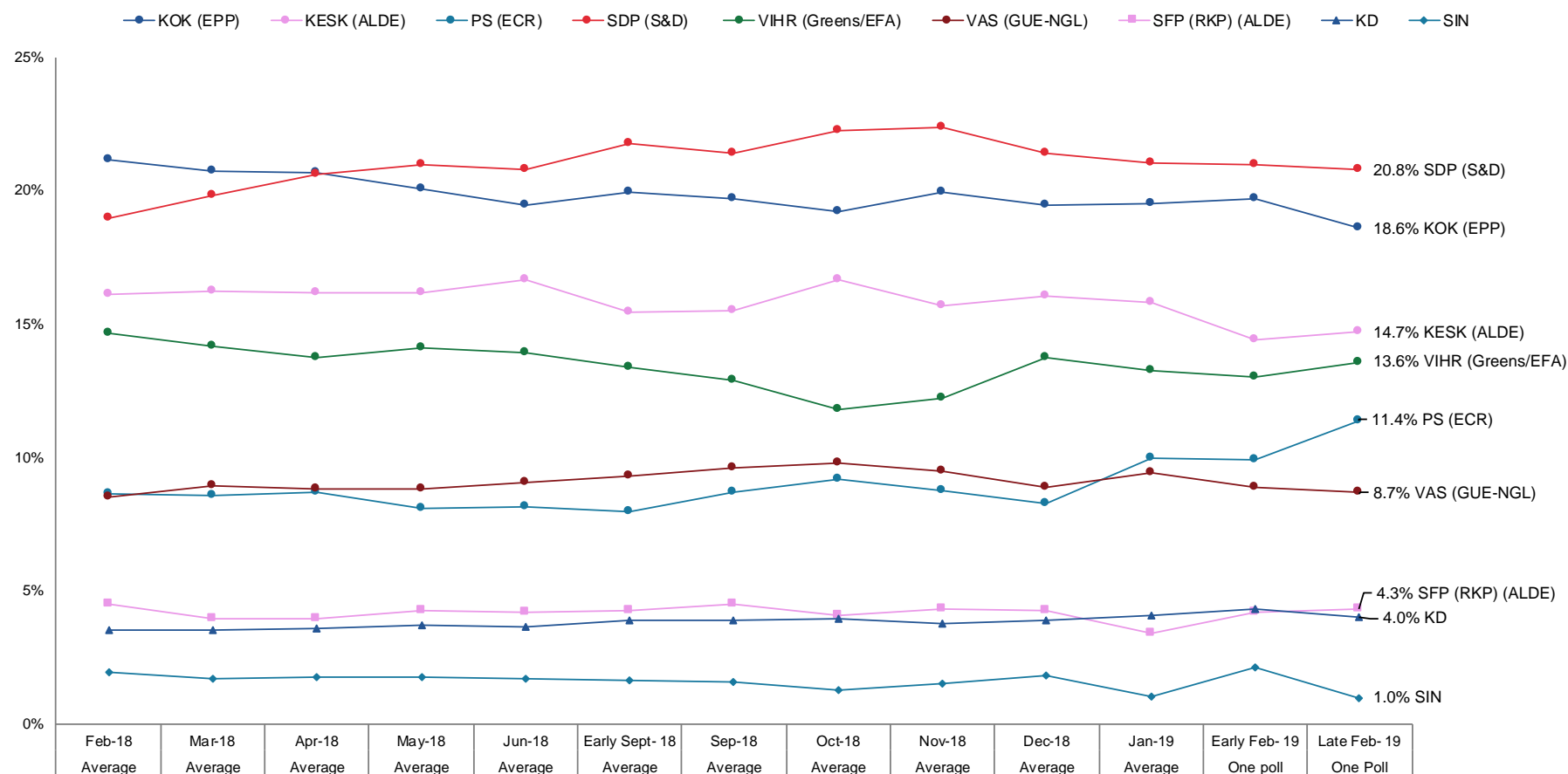
As currently no dedicated European elections voting intentions are available for this country, national voting intentions are used as the best available proxy for understanding the current political situation. The calculations must be understood as a snapshot of the current political situation in the country only and not as a prediction of the actual election results.

## 2. Voting intentions over time



### FINLAND

25/02/2019



KD – This party is a member of the European People’s Party (EPP) but not part of the EPP group. They do not currently have any seats in the EP.

SIN – This party is a member of the Alliance of Conservatives and Reformists in Europe (ACRE) but not part of the ECR group. They do not currently have any seats in the EP.



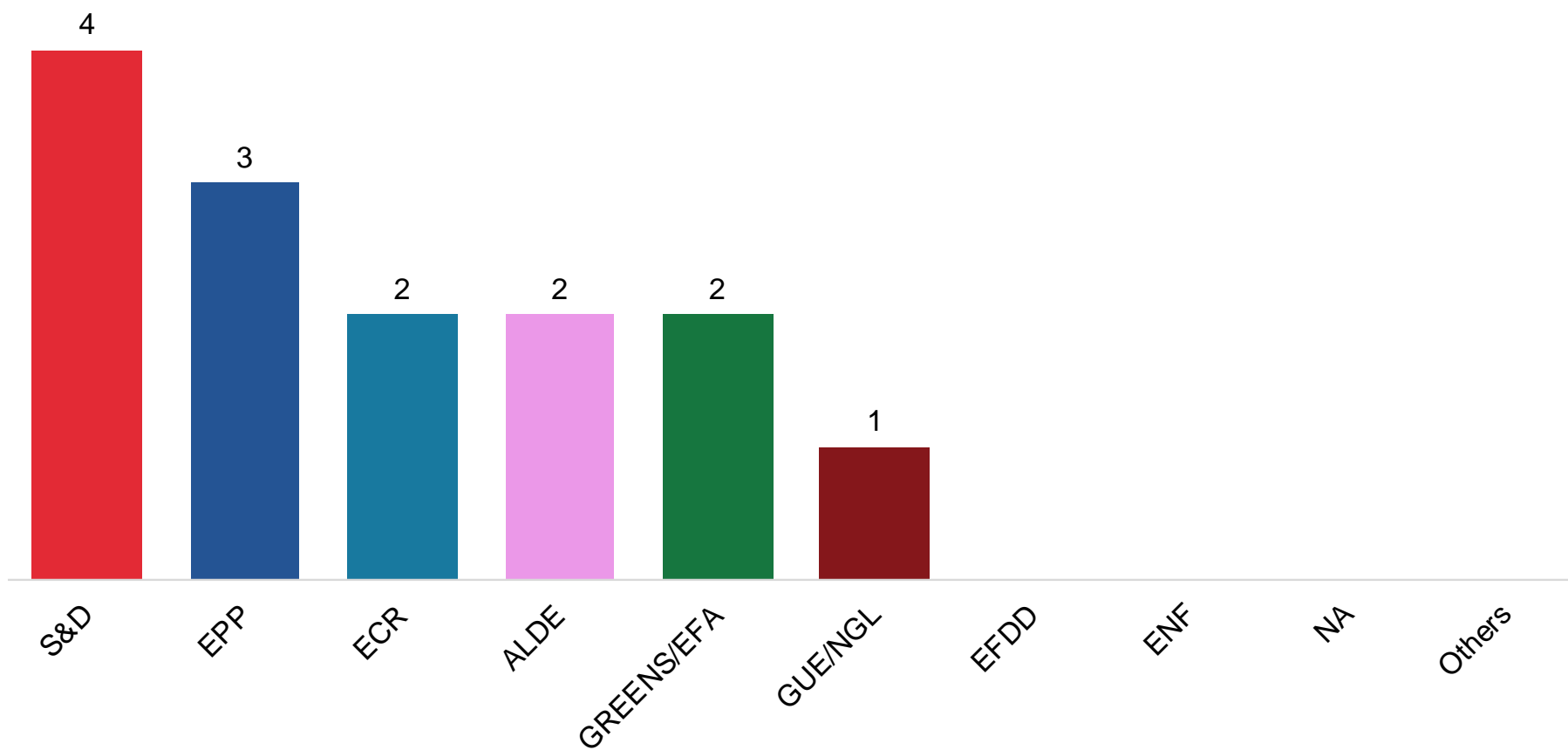
3. Seat projection



FINLAND

SEATS: 14

25/02/2019





## 1. Voting intentions

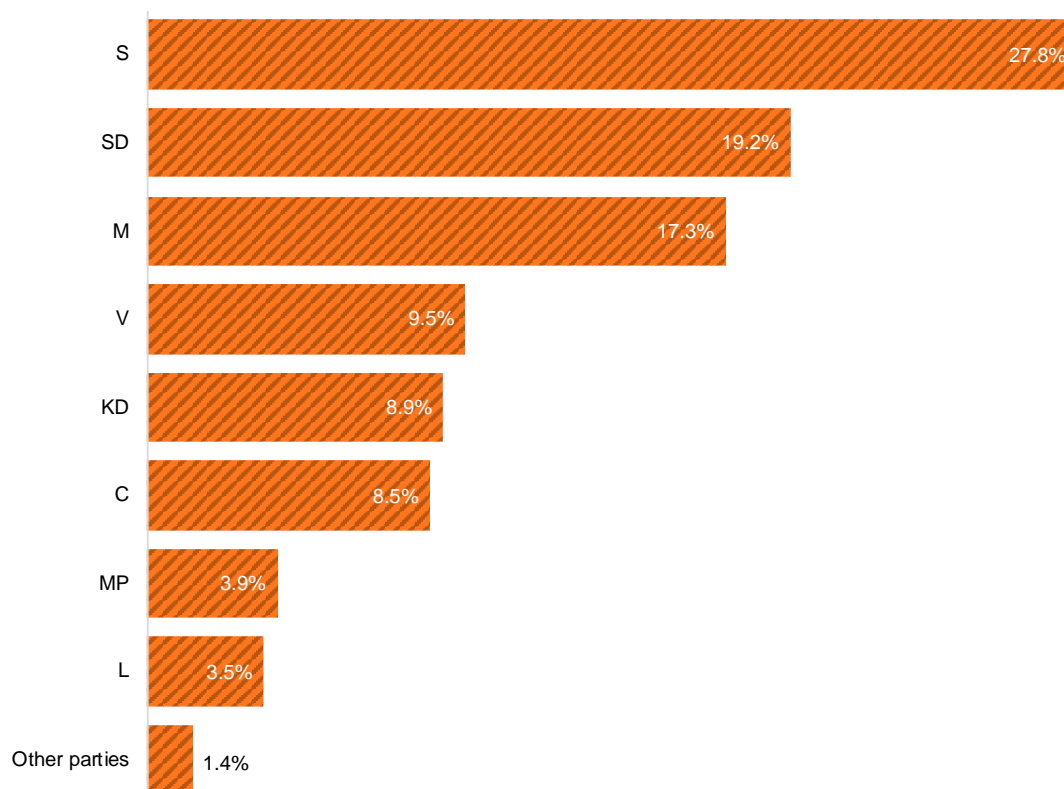


### SWEDEN

#### Voting intentions

25/02/2019

#### Average of national polls



Date	Source
22/02/2019	Ipsos
20/02/2019	Inizio
15/02/2019	Kantar Sifo

Score	Seat projection	Abbreviation	Party/Coalition/EP group
27.8%	7	S	Socialdemokraterna (S&D)
19.2%	4	SD	Sverigedemokraterna (ECR)
17.3%	4	M	Moderata Samlingspartiet (EPP)
9.5%	2	V	Vänsterpartiet (GUE/NGL)
8.9%	2	KD	Kristdemokraterna (EPP)
8.5%	2	C	Centerpartiet (ALDE)
3.9%	0	MP	Miljöpartiet de Gröna (Greens/EFA)
3.5%	0	L	Liberalerna (Tidigare Folkpartiet) (ALDE)
1.4%	0	Other parties	

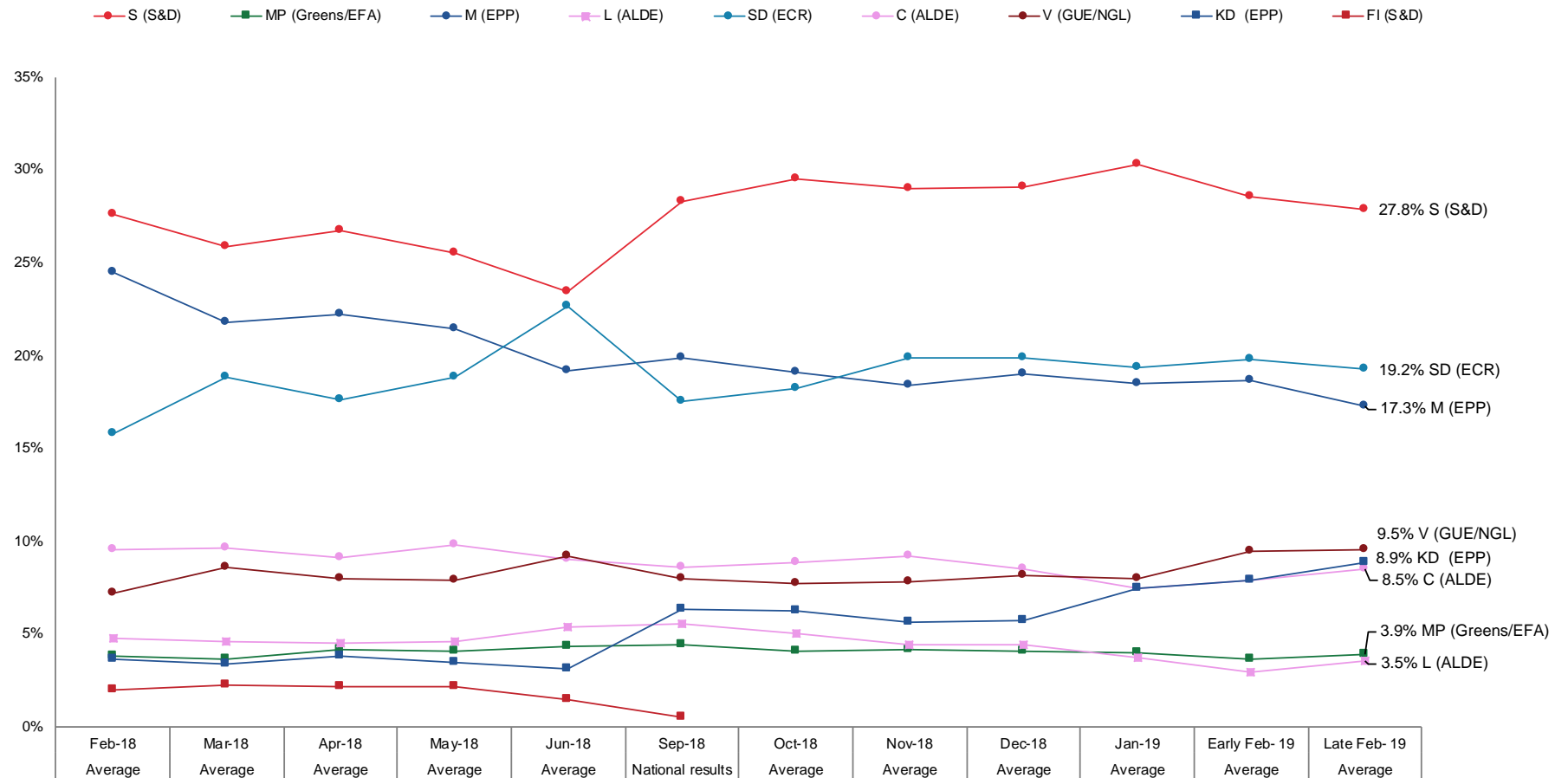
As currently no dedicated European elections voting intentions are available for this country, national voting intentions are used as the best available proxy for understanding the current political situation. The calculations must be understood as a snapshot of the current political situation in the country only and not as a prediction of the actual election results.

## 2. Voting intentions over time



### SWEDEN

25/02/2019



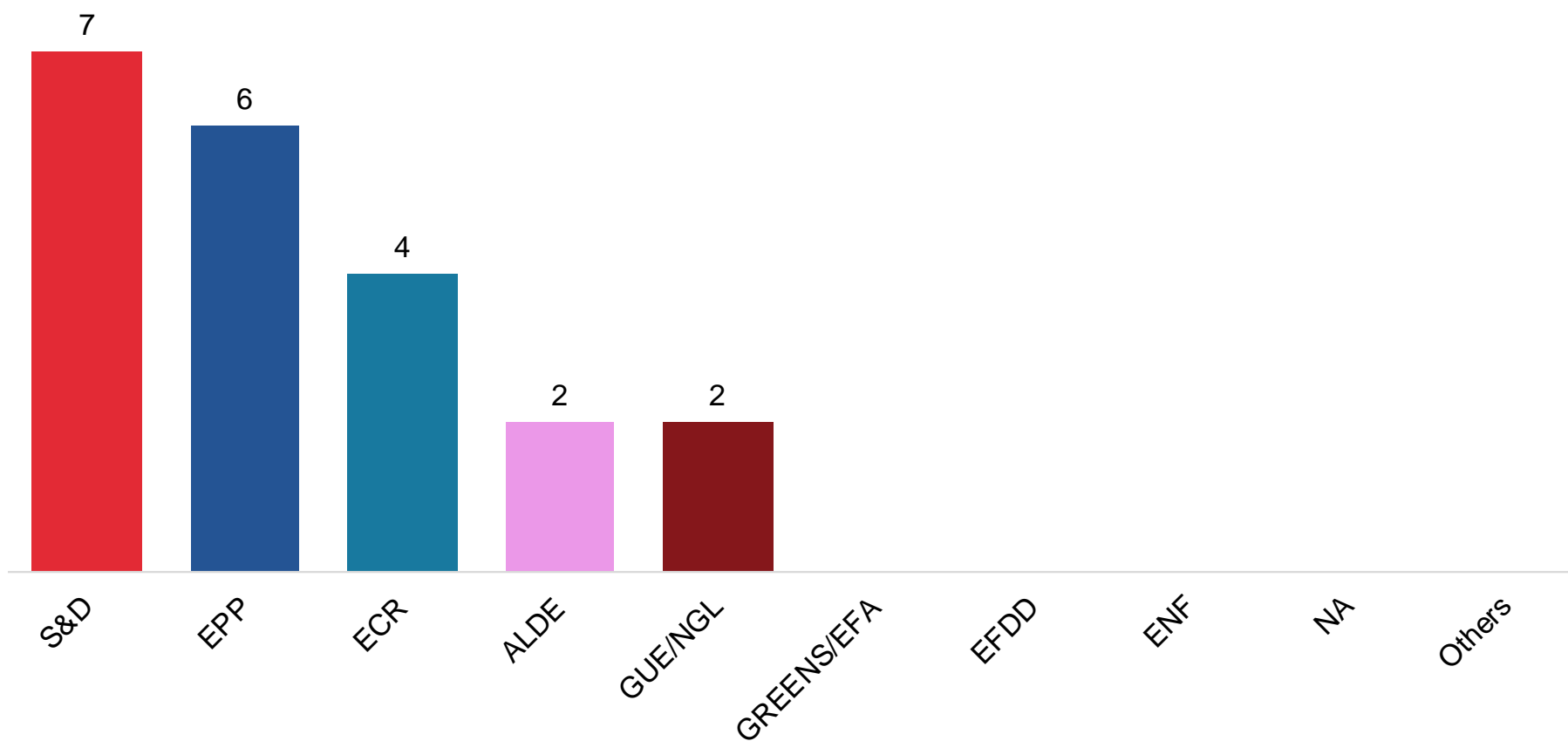
3. Seat projection



SWEDEN

SEATS: 21

25/02/2019





# Annex – Voting intention polls used



## BELGIUM - Flemish community

### Voting intention polls used

<b>Country:</b>	BE		
<b>Voting intentions:</b>	National	CD&V	15.0%
		Groen	15.6%
<b>Polling firm:</b>	Ipsos	N-VA	27.4%
		sp.a	11.0%
<b>FW start date:</b>	05/02/2019	VI.Belang	11.1%
<b>FW end date:</b>	11/02/2019	Open VLD	12.7%
<b>Publication date:</b>	16/02/2019	PVDA+	4.9%
		Other	2.3%
<b>No. interviews:</b>	996		
<b>Mode:</b>	Web		
<b>Sample:</b>	Random		
<b>Margin of error: +/-</b>	3.1%		

<https://www.hln.be/nieuws/binnenland/de-grote-peiling-groen-wordt-tweede-partij-van-vlaanderen~a5c395be/>



## BELGIUM - French community

### Voting intention polls used

<b>Country:</b>	BE		
<b>Voting intentions:</b>	National	PS	24.3%
		MR	19.4%
<b>Polling firm:</b>	Ipsos	cdH	10.8%
		ECOLO	16.8%
<b>FW start date:</b>	05/02/2019	PTB	10.7%
<b>FW end date:</b>	11/02/2019	DéFI	4.3%
<b>Publication date:</b>	16/02/2019	La Droite	1.6%
		PP	5.4%
<b>No. interviews:</b>	995	Other	6.7%
<b>Mode:</b>	Web		
<b>Sample:</b>	Random		

<https://www.lesoir.be/206986/article/2019-02-15/grand-barometre-la-vague-verte-se-confirme-le-mr-est-en-baisse>





## BULGARIA

### Voting intention polls used

<b>Country:</b>	BG		
<b>Voting intentions:</b>	European	BSP // БСП	32.6%
		DPS // ДПС	9.4%
<b>Polling firm:</b>	Sova Harris	GERB // ГЕРБ	35.7%
		Coal RB // РБ (BND + UDF et al. )	2.0%
<b>FW start date:</b>	17/01/2019	ABV // АБВ	1.4%
<b>FW end date:</b>	21/01/2019	DOST // ДОСТ	
<b>Publication date:</b>	08/02/2019	Movement 21 // Движение 21	
		DSB // ДСБ	
<b>No. interviews:</b>	985	Volya // Воля	2.9%
		Coal UP // ОП (IMRO + NFSB et al.)	5.7%
<b>Mode:</b>	F2F	Vazrazhdane // Възраждане	
		Coal DB // Дб (DSB + Yes Bulgaria et al.)	3.2%
<b>Sample:</b>	Random	Other	7.1%
<b>Margin of error: +/-</b>	NA		

<https://dnes.dir.bg/na-fokus/borisov-radev-i-stanishev-s-nay-golyam-avtoritet-v-evropa>

<b>Country:</b>	BG		
<b>Voting intentions:</b>	European	BSP // БСП	37.6%
		DPS // ДПС	12.0%
<b>Polling firm:</b>	AFIS	GERB // ГЕРБ	35.7%
		Coal RB // РБ (BND + UDF et al. )	2.3%
<b>FW start date:</b>	14/01/2019	ABV // АБВ	
<b>FW end date:</b>	19/01/2019	DOST // ДОСТ	
<b>Publication date:</b>	23/01/2019	Movement 21 // Движение 21	
		DSB // ДСБ	
<b>No. interviews:</b>	1010	Volya // Воля	1.6%
		Coal UP // ОП (IMRO + NFSB et al.)	5.1%
<b>Mode:</b>	F2F	Vazrazhdane // Възраждане	
		Coal DB // Дб (DSB + Yes Bulgaria et al.)	1.6%
<b>Sample:</b>	Random	Other	4.2%
<b>Margin of error: +/-</b>	NA		

[https://clubz.bg/78593-afis\\_bsp\\_i\\_gerb\\_izravneni\\_s\\_po\\_6\\_7\\_mandata\\_na\\_evrovota](https://clubz.bg/78593-afis_bsp_i_gerb_izravneni_s_po_6_7_mandata_na_evrovota)



## CZECHIA

### Voting intention polls used

<b>Country:</b>	CZ		
<b>Voting intentions:</b>	National	ODS	11.0%
<b>Polling firm:</b>	STEM	ČSSD	8.3%
<b>FW start date:</b>	25/01/2019	KSČM	8.5%
<b>FW end date:</b>	06/02/2019	KDU-ČSL	6.0%
<b>Publication date:</b>	12/02/2019	TOP 09	3.6%
<b>No. interviews:</b>	1084	ANO 2011	31.9%
<b>Mode:</b>	F2F	SZ	1.0%
<b>Sample:</b>	Quota	Piráti	15.7%
<b>Margin of error: +/-</b>	2-3%	Svobodní	1.0%
		SPD	7.7%
		STAN	4.0%
		Other	1.3%

<https://www.stem.cz/stem-volebni-preference-leden-2019/>

<b>Country:</b>	CZ		
<b>Voting intentions:</b>	National	ODS	14.5%
<b>Polling firm:</b>	CVVM	ČSSD	11.0%
<b>FW start date:</b>	02/02/2019	KSČM	10.0%
<b>FW end date:</b>	13/02/2019	KDU-ČSL	5.0%
<b>Publication date:</b>	22/02/2019	TOP 09	3.0%
<b>No. interviews:</b>	783	ANO 2011	30.5%
<b>Mode:</b>	F2F	SZ	1.0%
<b>Sample:</b>	Quota	Piráti	14.5%
<b>Margin of error: +/-</b>	2.9%	Svobodní	1.0%
		SPD	4.5%
		STAN	4.5%
		Other	0.5%

[https://cvvm.soc.cas.cz/media/com\\_form2content/documents/c2/a4848/f9/pv190222.pdf](https://cvvm.soc.cas.cz/media/com_form2content/documents/c2/a4848/f9/pv190222.pdf)



## DENMARK

### Voting intention polls used

<b>Country:</b>	DK		
<b>Voting intentions:</b>	European	A (S)	22.5%
		B (RV)	6.1%
<b>Polling firm:</b>	YouGov	C (KF)	4.8%
		F (SF)	6.3%
<b>FW start date:</b>	03/01/2019	O (DF)	18.0%
<b>FW end date:</b>	06/01/2019	I (LA)	4.5%
<b>Publication date:</b>	23/01/2019	V	19.6%
		Ø (EL)	8.0%
<b>No. interviews:</b>	1338*	K (KD)	
		Å	3.7%
<b>Mode:</b>	Online	D (NB)	
<b>Sample:</b>	Quota	N	5.4%
<b>Margin of error: +/-</b>	3%		

[https://www.avisen.dk/jeppe-kofod-og-morten-loekkegaard-trodser-de-europae\\_534926.aspx](https://www.avisen.dk/jeppe-kofod-og-morten-loekkegaard-trodser-de-europae_534926.aspx)



## GERMANY

### Voting intention polls used

<b>Country:</b>	DE		
<b>Voting intentions:</b>	European	CDU/CSU	33.0%
		SPD	18.0%
<b>Polling firm:</b>	FgW	GRÜNE	19.0%
		DIE LINKE	8.0%
<b>FW start date:</b>	19/02/2019	FDP	6.0%
<b>FW end date:</b>	21/02/2019	PIRATEN	
<b>Publication date:</b>	22/02/2018	AfD	10.0%
		FREIE WÄHLER	
<b>No. interviews:</b>	1226	Tierschutzpartei	
		NPD	
<b>Mode:</b>	Tel	ÖDP	
<b>Sample:</b>	Random	Die PARTEI	
		Other	6.0%
<b>Margin of error: +/-</b>	3.0%		

<https://www.zdf.de/politik/politbarometer/spd-bleibt-trotz-grosser-zustimmung-fuer-sozialpolitik-im-umfragetief-100.html>

<b>Country:</b>	DE		
<b>Voting intentions:</b>	European	CDU/CSU	33.0%
		SPD	18.0%
<b>Polling firm:</b>	Infratest dimap	GRÜNE	19.0%
		DIE LINKE	6.0%
<b>FW start date:</b>	11/02/2019	FDP	7.0%
<b>FW end date:</b>	13/02/2019	PIRATEN	
<b>Publication date:</b>	14/02/2019	AfD	10.0%
		FREIE WÄHLER	
<b>No. interviews:</b>	1503	Tierschutzpartei	
		NPD	
<b>Mode:</b>	Tel	ÖDP	
<b>Sample:</b>	Random	Die PARTEI	
		Other	7.0%
<b>Margin of error: +/-</b>	1.4% - 3.1%.		

<http://www.wahlrecht.de/umfragen/europawahl.htm>



## ESTONIA

### Voting intention polls used

<b>Country:</b>	EE		
<b>Voting intentions:</b>	European	RE	28.0%
		KE	28.0%
<b>Polling firm:</b>	Turu-uuringute AS	I	7.0%
		SDE	7.0%
<b>FW start date:</b>	07/02/2019	EER	
<b>FW end date:</b>	20/02/2019	EKRE	15.0%
<b>Publication date:</b>	26/02/2019	EVA	
		Eesti 200	6.0%
<b>No. interviews:</b>	1000	Other	9.0%
		Elurikkuse erakond	
<b>Mode:</b>	F2F		
<b>Sample:</b>	Random		
<b>Margin of error: +/-</b>	Missing		

<https://news.err.ee/914519/survey-centre-reform-both-at-28-support-in-european-race>



## IRELAND

### Voting intention polls used

<b>Country:</b>	IE		
<b>Voting intentions:</b>	National	FF	24.0%
		FG	31.0%
<b>Polling firm:</b>	Red C	LAB	5.0%
		GP	2.0%
<b>FW start date:</b>	14/02/2019	SF	18.0%
<b>FW end date:</b>	20/02/2019	Independents	17.0%
<b>Publication date:</b>	20/02/2019	SD	2.0%
		IA	1.0%
<b>No. interviews:</b>	1000	S-PBP	
<b>Mode:</b>	Tel		
<b>Sample:</b>	Random		
<b>Margin of error: +/-</b>	3.0%		

<https://www.businesspost.ie/politics/sinn-fein-soars-motion-no-confidence-simon-harris-437625>

<b>Country:</b>	IE		
<b>Voting intentions:</b>	National	FF	26.0%
		FG	30.0%
<b>Polling firm:</b>	B & A	LAB	5.0%
		GP	2.0%
<b>FW start date:</b>	31/01/2019	SF	18.0%
<b>FW end date:</b>	12/02/2019	Independents	15.0%
<b>Publication date:</b>	17/02/2019	SD	1.0%
		IA	2.0%
<b>No. interviews:</b>	910	S-PBP	1.0%
<b>Mode:</b>	F2F		
<b>Sample:</b>	Quota		
<b>Margin of error: +/-</b>	3.3%		

<https://www.rte.ie/news/2019/0216/1031028-political-poll/>



## GREECE

### Voting intention polls used

<b>Country:</b>	EL		
<b>Voting intentions:</b>	European	N.D. // Ν.Δ.	29.7%
		Coal. KINAL // ΚΙΝΑΛ (ΠΑ.ΣΟ.Κ. + ΔΙ.ΣΙ. + ΚΙ.ΔΙ.ΣΟ.)	6.7%
<b>Polling firm:</b>	Kapa Research	K.K.E. // Κ.Κ.Ε.	6.1%
		SY.RIZ.A. // ΣΥ.ΡΙΖ.Α.	24.7%
<b>FW start date:</b>	01/022019	X.A. // Χ.Α.	9.9%
<b>FW end date:</b>	07/02/2019	AN.EL. // ΑΝ.ΕΛ.	2.4%
<b>Publication date:</b>	09/02/2019	E.K. // Ε.Κ.	2.9%
		LA.E. // ΛΑ.Ε.	1.7%
<b>No. interviews:</b>	2999	E.L. // Ε.Λ.	3.5%
		To Potami // Το Ποτάμι	2.6%
<b>Mode:</b>	F2F + Tel + Web	Plefsi Eleftherias // Πλεύση Ελευθερίας	1.5%
<b>Sample:</b>	Missing	ANT.AR.SY.A. // ΑΝΤ.ΑΡ.ΣΥ.Α.	1.5%
		Laos	1.2%
<b>Margin of error: +/-</b>	Missing	MeRa 25	1.3%
		Other	4.0%

[https://www.ethnos.gr/politiki/20767\\_ereyna-kapa-research-gia-ethnos-bomba-stis-eyroekloges](https://www.ethnos.gr/politiki/20767_ereyna-kapa-research-gia-ethnos-bomba-stis-eyroekloges)



## SPAIN

### Voting intention polls used

<b>Country:</b>	ES		
<b>Voting intentions:</b>	National	PSOE/ PSC	24.1%
		PP	23.6%
<b>Polling firm:</b>	NC Report	Coal. UP (Podemos + IU et al.)	16.0%
		EAJ-PNV	1.1%
<b>FW start date:</b>	11/02/2019	ERC	2.8%
<b>FW end date:</b>	15/02/2019	EH Bildu	0.6%
<b>Publication date:</b>	18/02/2019	C's	18.9%
		PDeCAT	1.3%
<b>No. interviews:</b>	1000	Vox	10.0%
		Other	1.6%
<b>Mode:</b>	Tel		
<b>Sample:</b>	Quota		
<b>Margin of error: +/-</b>	3.1%		

<https://www.larazon.es/espana/pp-cs-y-vox-rompen-las-mayorias-con-188-escaños-ND21994238>

<b>Country:</b>	ES		
<b>Voting intentions:</b>	National	PSOE/ PSC	27.6%
		PP	20.5%
<b>Polling firm:</b>	Metroscopia	Coal. UP (Podemos + IU et al.)	13.8%
		EAJ-PNV	
<b>FW start date:</b>	11/02/2019	ERC	
<b>FW end date:</b>	13/02/2019	EH Bildu	
<b>Publication date:</b>	18/02/2019	C's	15.4%
		PDeCAT	
<b>No. interviews:</b>	1995	Vox	12.7%
		Other	10.0%
<b>Mode:</b>	Tel		
<b>Sample:</b>	Quota		
<b>Margin of error: +/-</b>	2.2%		

[http://metroscopia.org/wp-content/uploads/2019/02/Clima\\_Social-6%C2%AA-OLEADA\\_Metroscopia\\_Henneo\\_febrero-2019.pdf](http://metroscopia.org/wp-content/uploads/2019/02/Clima_Social-6%C2%AA-OLEADA_Metroscopia_Henneo_febrero-2019.pdf)





## SPAIN

### Voting intention polls used

<b>Country:</b>	ES		
<b>Voting intentions:</b>	National	PSOE/ PSC	27.4%
		PP	19.9%
<b>Polling firm:</b>	GESOP	Coal. UP (Podemos + IU et al.)	13.6%
		EAJ-PNV	
<b>FW start date:</b>	13/02/2019	ERC	
<b>FW end date:</b>	15/02/2019	EH Bildu	
<b>Publication date:</b>	17/02/2019	C's	14.5%
		PDeCAT	
<b>No. interviews:</b>	1000	Vox	13.0%
		Other	11.6%
<b>Mode:</b>	Tel		
<b>Sample:</b>	Quota		
<b>Margin of error: +/-</b>	3.2%		

<https://www.elperiodico.com/es/politica/20190220/encuesta-elecciones-generales-gesop-periodico-febrero-2019-abierto-completo-7314300>

<b>Country:</b>	ES		
<b>Voting intentions:</b>	National	PSOE/ PSC	24.3%
		PP	18.6%
<b>Polling firm:</b>	Sociométrica	Coal. UP (Podemos + IU et al.)	15.2%
		EAJ-PNV	
<b>FW start date:</b>	13/02/2019	ERC	
<b>FW end date:</b>	15/02/2019	EH Bildu	
<b>Publication date:</b>	17/02/2019	C's	18.7%
		PDeCAT	
<b>No. interviews:</b>	1000	Vox	11.8%
		Other	11.4%
<b>Mode:</b>	Tel + Web		
<b>Sample:</b>	Quota		
<b>Margin of error: +/-</b>	3.2%		

<https://electoral.com/2019/02/el-psoe-ganaria-con-6-puntos-de-ventaja-sobre-pp-y-cs-pero-la-derecha-podria-sumar-mayoria/>



## SPAIN

### Voting intention polls used

<b>Country:</b>	ES		
<b>Voting intentions:</b>	National	PSOE/ PSC	28.2%
		PP	23.6%
<b>Polling firm:</b>	GAD 3	Coal. UP (Podemos + IU et al.)	12.4%
		EAJ-PNV	1.2%
<b>FW start date:</b>	12/02/2019	ERC	2.8%
<b>FW end date:</b>	15/02/2019	EH Bildu	0.6%
<b>Publication date:</b>	17/02/2019	C's	17.1%
		PDeCAT	1.6%
<b>No. interviews:</b>	1200	Vox	8.8%
		Other	3.7%
<b>Mode:</b>	Tel		
<b>Sample:</b>	Quota		
<b>Margin of error: +/-</b>	2.8%		

<https://www.gad3.com/single-post/2019/02/17/Elecciones-generales-28-de-abril--Encuesta-de-GAD3-para-La-Vanguardia>

<b>Country:</b>	ES		
<b>Voting intentions:</b>	National	PSOE/ PSC	29.4%
		PP	14.1%
<b>Polling firm:</b>	Simple Lógica	Coal. UP (Podemos + IU et al.)	12.3%
		EAJ-PNV	
<b>FW start date:</b>	01/02/2019	ERC	
<b>FW end date:</b>	08/02/2019	EH Bildu	
<b>Publication date:</b>	08/02/2019	C's	19.1%
		PDeCAT	
<b>No. interviews:</b>	1017	Vox	10.4%
		Other	14.7%
<b>Mode:</b>	Tel		
<b>Sample:</b>	Quota		
<b>Margin of error: +/-</b>	3.1%		

<http://www.simplelogica.com/es/intencion-de-voto-y-valoracion-de-lideres-politicos-febrero-2019/>



## FRANCE

### Voting intention polls used

<b>Country:</b>	FR		
<b>Voting intentions:</b>	European	FI	8.5%
<b>Polling firm:</b>	Ipsos	PS + PRG	5.5%
<b>FW start date:</b>	15/02/2019	EELV	8.5%
<b>FW end date:</b>	21/02/2019	LR	12.0%
<b>Publication date:</b>	25/02/2019	RN	19.5%
<b>No. interviews:</b>	10,002	DLF	6.0%
<b>Mode:</b>	Web	Coal. LREM + MODEM	23.0%
<b>Sample:</b>	Quota	PCF	2.0%
<b>Margin of error: +/-</b>	N/A	LP	1.0%
		UDI	2.5%
		Génération.s	5.0%
		Gilets jaunes	4.5%
		Other	2.0%

[https://www.ipsos.com/sites/default/files/ct/news/documents/2019-02/rapport\\_ipsos\\_sopra\\_steria\\_eef\\_fevrier\\_2019.pdf](https://www.ipsos.com/sites/default/files/ct/news/documents/2019-02/rapport_ipsos_sopra_steria_eef_fevrier_2019.pdf)

<b>Country:</b>	FR		
<b>Voting intentions:</b>	European	FI	8.0%
<b>Polling firm:</b>	Harris Interactive	PS + PRG	6.0%
<b>FW start date:</b>	22/02/2019	EELV	8.0%
<b>FW end date:</b>	23/02/2019	LR	12.0%
<b>Publication date:</b>	23/02/2019	RN	19.0%
<b>No. interviews:</b>	1178	DLF	5.0%
<b>Mode:</b>	Web	Coal. LREM + MODEM	22.0%
<b>Sample:</b>	Quota	PCF	2.0%
<b>Margin of error: +/-</b>	1.8%	LP	1.0%
		UDI	2.0%
		Génération.s	4.0%
		Gilets jaunes	3.0%
		Other	8.0%

[http://harris-interactive.fr/opinion\\_polls/barometre-des-elections-europeennes-le-pouls-de-la-campagne-vague-1/](http://harris-interactive.fr/opinion_polls/barometre-des-elections-europeennes-le-pouls-de-la-campagne-vague-1/)



## FRANCE

### Voting intention polls used

<b>Country:</b>	FR		
<b>Voting intentions:</b>	European	FI	4.5%
<b>Polling firm:</b>	BVA	PS + PRG	5.0%
<b>FW start date:</b>	20/02/2019	EELV	9.0%
<b>FW end date:</b>	21/02/2019	LR	10.0%
<b>Publication date:</b>	22/02/2019	RN	19.0%
<b>No. interviews:</b>	1012	DLF	6.0%
<b>Mode:</b>	Web	Coal. LREM + MODEM	25.0%
<b>Sample:</b>	Quota	PCF	2.0%
<b>Margin of error: +/-</b>	3.7%	LP	1.0%
		UDI	2.0%
		Génération.s	3.0%
		Gilets jaunes	4.0%
		Other	9.5%

<https://staticswww.bva-group.com/wp-content/uploads/2019/02/Intentions-de-vote-aux-%C3%A9lections-europ%C3%A9ennes-BVA-Orange-La-Tribune-RTL-F%C3%A9vrier-2019.pdf>

<b>Country:</b>	FR		
<b>Voting intentions:</b>	European	FI	7.0%
<b>Polling firm:</b>	IFOP	PS + PRG	6.0%
<b>FW start date:</b>	13/02/2019	EELV	8.5%
<b>FW end date:</b>	15/02/2019	LR	10.0%
<b>Publication date:</b>	19/02/2019	RN	20.0%
<b>No. interviews:</b>	1367	DLF	6.0%
<b>Mode:</b>	Online	Coal. LREM + MODEM	24.0%
<b>Sample:</b>	Quota	PCF	2.5%
<b>Margin of error: +/-</b>	5.0%	LP	1.0%
		UDI	2.5%
		Génération.s	3.5%
		Gilets jaunes	3.0%
		Other	6.0%

<https://www.ifop.com/publication/les-intentions-de-vote-aux-elections-europeennes/>



## CROATIA

### Voting intention polls used

<b>Country:</b>	Croatia		
<b>Voting intentions:</b>	National	HDZ	32.1%
		HSS	3.6%
<b>Polling firm:</b>	PROMOCIJA PLUS	SDP	17.9%
		HNS	1.8%
<b>FW start date:</b>	01/02/2019	IDS - DDI	1.8%
<b>FW end date:</b>	05/02/2019	MOST	7.4%
<b>Publication date:</b>	07/02/2019	PAMETNO	1.8%
		ŽIVI ZID	12.3%
<b>No. interviews:</b>	1300	Bandić Milan 365	2.3%
		GLAS	4.3%
<b>Mode:</b>	Tel	NHR	3.7%
<b>Sample:</b>	Quota	Other	4.6%
<b>Margin of error: +/-</b>	2.8%	Start	5.2%
		HSU	1.1%
		Promijenimo Hrvatsku	

<https://promocija-plus.com/hr/vijesti/start-nagrizao-zivi-zid-cro-demoskop-za-rtl-veljaca-2019.-29>



## ITALY

### Voting intention polls used

<b>Country:</b>	IT		
<b>Voting intentions:</b>	European	LEGA	33.5%
<b>Polling firm:</b>	SWG spa	PD	18.6%
<b>FW start date:</b>	13/02/2019	FI	9.0%
<b>FW end date:</b>	18/02/2019	Fdl	4.5%
<b>Publication date:</b>	18/02/2019	M5S	22.1%
<b>No. interviews:</b>	1,500	+Europa	2.9%
<b>Mode:</b>	Tel + Web	PaP	2.2%
<b>Sample:</b>	Random	Articolo 1 - MDP	
<b>Margin of error: +/-</b>	2.5%	Other	7.2%

<http://www.sondaggipoliticoelettorali.it/ListaSondaggi.aspx>

<b>Country:</b>	IT		
<b>Voting intentions:</b>	European	LEGA	31.0%
<b>Polling firm:</b>	Insituto Piepoli	PD	15.5%
<b>FW start date:</b>	12/02/2019	FI	10.0%
<b>FW end date:</b>	12/02/2019	Fdl	5.0%
<b>Publication date:</b>	14/02/2019	M5S	27.5%
<b>No. interviews:</b>	500	+Europa	3.5%
<b>Mode:</b>	Tel + Web	PaP	
<b>Sample:</b>	Random	Articolo 1 - MDP	1.5%
<b>Margin of error: +/-</b>	4.4%	Other	6.0%

[https://www.termometropolitico.it/1394634\\_sondaggi-elettorali-noto-22.html](https://www.termometropolitico.it/1394634_sondaggi-elettorali-noto-22.html)



## ITALY

### Voting intention polls used

<b>Country:</b>	IT		
<b>Voting intentions:</b>	European	LEGA	34.5%
<b>Polling firm:</b>	Euromedia Research	PD	15.5%
<b>FW start date:</b>	12/12/2019	FI	10.8%
<b>FW end date:</b>	12/02/2019	Fdl	5.0%
<b>Publication date:</b>	13/02/2019	M5S	23.5%
<b>No. interviews:</b>	800	+Europa	3.5%
<b>Mode:</b>	Tel + Web	PaP	
<b>Sample:</b>	Random	Articolo 1 - MDP	0.8%
<b>Margin of error: +/-</b>	3.5%	Other	6.4%

<http://www.sondaggipoliticoelettorali.it/GestioneSondaggio.aspx>

<b>Country:</b>	IT		
<b>Voting intentions:</b>	European	LEGA	32.5%
<b>Polling firm:</b>	Bidimedia	PD	18.2%
<b>FW start date:</b>	02/02/2019	FI	8.4%
<b>FW end date:</b>	06/02/2019	Fdl	3.8%
<b>Publication date:</b>	12/02/2019	M5S	24.0%
<b>No. interviews:</b>	1,113	+Europa	3.5%
<b>Mode:</b>	Tel + Web	PaP	n.d.
<b>Sample:</b>	Random	Articolo 1 - MDP	1.6%
<b>Margin of error: +/-</b>	2.9%	Other	8.0%

<http://www.sondaggipoliticoelettorali.it/GestioneSondaggio.aspx>



## ITALY

### Voting intention polls used

<b>Country:</b>	IT		
<b>Voting intentions:</b>	European	LEGA	33.8%
<b>Polling firm:</b>	SWG spa	PD	17.5%
<b>FW start date:</b>	06/02/2019	FI	8.5%
<b>FW end date:</b>	11/02/2019	Fdl	4.6%
<b>Publication date:</b>	11/02/2019	M5S	23.3%
<b>No. interviews:</b>	1,500	+Europa	3.1%
<b>Mode:</b>	Tel + Web	PaP	2.4%
<b>Sample:</b>	Random	Articolo 1 - MDP	2.7%
<b>Margin of error: +/-</b>	2.5%	Other	4.1%

<http://www.sondaggipoliticoelettorali.it/GestioneSondaggio.aspx>

<b>Country:</b>	IT		
<b>Voting intentions:</b>	European	LEGA	34.4%
<b>Polling firm:</b>	Ipsos	PD	16.1%
<b>FW start date:</b>	06/02/2019	FI	8.1%
<b>FW end date:</b>	07/02/2019	Fdl	3.6%
<b>Publication date:</b>	08/02/2019	M5S	25.4%
<b>No. interviews:</b>	1,000	+Europa	4.2%
<b>Mode:</b>	Tel + Web	PaP	
<b>Sample:</b>	Random	Articolo 1 - MDP	2.2%
<b>Margin of error: +/-</b>	2.5%	Other	6.0%

<http://www.sondaggipoliticoelettorali.it/ListaSondaggi.aspx>





## CYPRUS

### Voting intention polls used

<b>Country:</b>	CY		
<b>Voting intentions:</b>	European	DI.SY.	36.6%
		A.K.E.L.	25.9%
<b>Polling firm:</b>	Pulse Market Research	DI.KO.	12.9%
		K.A.	
<b>FW start date:</b>	16/01/2019	EDEK	6.4%
<b>FW end date:</b>	29/01/2019	E.L.A.M.	10.8%
<b>Publication date:</b>	19/02/2019		
		Symmaxia Politon + KOSP	2.2%
<b>No. interviews:</b>	807	DE.PA	0.9%
		Other	4.3%
<b>Mode:</b>	Tel		
<b>Sample:</b>	Random		
<b>Margin of error: +/-</b>	3.4%		

<https://www.alphanews.live/politics/pos-sholiasan-ta-kommata-ti-dimoskopisi-toy-alpha-gia-tis-eyroekloges-binteo>



## LATVIA

### Voting intention polls used

<b>Country:</b>	LV		
<b>Voting intentions:</b>	National	Coal. JV (V. et al.)	5.8%
		Coal. NA (TB/LNNK + VL!)	11.3%
<b>Polling firm:</b>	SKDS	SDPS	25.4%
		Coal. ZZS (LZS + LZP)	11.8%
<b>FW start date:</b>	01/01/2019	NSL	
<b>FW end date:</b>	23/01/2019	LRA	3.9%
<b>Publication date:</b>	04/02/2019	KPV LV	10.4%
		JKP	17.7%
<b>No. interviews:</b>	906	Coal. AP! (Par! + Latvijas attīstībai et al.)	9.8%
		LKS	1.2%
<b>Mode:</b>	F2F	Rīcības partija	
<b>Sample:</b>	Random + quota	Progresīvie	2.3%
		Latvijas centriskā partija	
<b>Margin of error: +/-</b>	unknown	LSDSP/KDS/GKL	
		Latviešu Nacionālisti	
		Par Alternatīvu	
		Other	0.4%

<https://www.lsm.lv/raksts/zinas/latvija/partiju-reitingi-kpv-lv-zaude-jkp-iegust.a308392/>



## LITHUANIA

### Voting intention polls used

<b>Country:</b>	LT		
<b>Voting intentions:</b>	National	DP	7.9%
<b>Polling firm:</b>	Vilmorus	LLRA-KŠS (AWPL)	3.5%
<b>FW start date:</b>	08/02/2019	LRLS	5.8%
<b>FW end date:</b>	17/02/2019	LSDP	8.1%
<b>Publication date:</b>	25/02/2019	LVŽS	27.3%
<b>No. interviews:</b>	1025	TT	7.1%
<b>Mode:</b>	F2F	TS-LKD	31.1%
<b>Sample:</b>	Random	LCP	3.9%
<b>Margin of error: +/-</b>	Missing	LSDDP	3.6%
		Other	1.8%

<http://www.vilmorus.lt/index.php?mact=News.cntnt01.detail,0&cntnt01articleid=6&cntnt01returnid=20>

<b>Country:</b>	LT		
<b>Voting intentions:</b>	National	DP	8.2%
<b>Polling firm:</b>	Baltijos tyrimai	LLRA-KŠS (AWPL)	3.0%
<b>FW start date:</b>	23/01/2019	LRLS	6.2%
<b>FW end date:</b>	03/02/2019	LSDP	12.7%
<b>Publication date:</b>	18/02/2019	LVŽS	21.8%
<b>No. interviews:</b>	Missing	TT	11.9%
<b>Mode:</b>	Missing	TS-LKD	24.0%
<b>Sample:</b>	Missing	LCP	4.8%
<b>Margin of error: +/-</b>	Missing	LSDDP	3.6%
		Other	3.8%

<https://www.lrytas.lt/lietuvosdiena/aktualijos/2019/02/18/news/naujausi-partiju-reitingai-virsuneje-ragusureme-konservatoriai-ir-valstieciai-9283003/>



## LUXEMBOURG

### National election results used

<b>Country:</b>	LU		
<b>Voting intentions:</b>	National	Déi Gréng	15.1%
		LSAP	17.6%
<b>Polling firm:</b>	na	DP	16.9%
		Déi Lénk	5.5%
<b>FW start date:</b>	na	CSV	28.3%
<b>FW end date:</b>	na	ADR	8.3%
<b>Publication date:</b>	na	Piraten	6.5%
		KPL	1.3%
<b>No. interviews:</b>	na	Demokratie	0.3%
		Déi Konservativ	0.3%
<b>Mode:</b>		Other	0.0%
<b>Sample:</b>			
<b>Margin of error: +/-</b>			

<https://elections.public.lu/fr.html>



# HUNGARY

## Voting intention polls used

<b>Country:</b>	HU		
<b>Voting intentions:</b>	National	DK	9.0%
		Coal. FIDESZ+KDNP	49.0%
<b>Polling firm:</b>	ZRI	JOBBIK	14.0%
		LMP	4.0%
<b>FW start date:</b>	03/02/2019	MKKP	2.0%
<b>FW end date:</b>	10/02/2019	Momentum	4.0%
<b>Publication date:</b>	15/02/2019	Coal. MSZP + Párbeszéd	14.0%
		Mi hazánk	2.0%
<b>No. interviews:</b>	1000	Other	2.0%
<b>Mode:</b>	F2F		
<b>Sample:</b>	Random		
<b>Margin of error: +/-</b>	3.1%		

[https://index.hu/belfold/2019/02/15/partpreferencia\\_zavec\\_z\\_research\\_kutatas/](https://index.hu/belfold/2019/02/15/partpreferencia_zavec_z_research_kutatas/)

<b>Country:</b>	HU		
<b>Voting intentions:</b>	National	DK	9.0%
		Coal. FIDESZ+KDNP	56.0%
<b>Polling firm:</b>	Medián	JOBBIK	13.0%
		LMP	5.0%
<b>FW start date:</b>	18/01/2019	MKKP	0.0%
<b>FW end date:</b>	27/01/2019	Momentum	3.0%
<b>Publication date:</b>	06/02/2019	Coal. MSZP + Párbeszéd	13.0%
		Mi hazánk	1.0%
<b>No. interviews:</b>	1200	Other	
<b>Mode:</b>	F2F		
<b>Sample:</b>	Random		
<b>Margin of error: +/-</b>	2.8%		

[https://hvg.hu/itthon/20190206\\_Median\\_Felmillio\\_tamogatot\\_veszitett\\_el\\_a\\_Fidesz](https://hvg.hu/itthon/20190206_Median_Felmillio_tamogatot_veszitett_el_a_Fidesz)



## HUNGARY

### Voting intention polls used

<b>Country:</b>	HU		
<b>Voting intentions:</b>	National	DK	7.0%
		Coal. FIDESZ+KDNP	54.0%
<b>Polling firm:</b>	Nézőpont	JOBBIK	13.0%
		LMP	5.0%
<b>FW start date:</b>	01/01/2019	MKKP	3.0%
<b>FW end date:</b>	27/01/2019	Momentum	4.0%
<b>Publication date:</b>	05/02/2019	Coal. MSZP + Párbeszéd	10.0%
		Mi hazánk	3.0%
<b>No. interviews:</b>	5000	Other	1.0%
<b>Mode:</b>	F2F		
<b>Sample:</b>	Random		
<b>Margin of error: +/-</b>	1.4%		

<https://nezopointintezet.hu/analysis/valtozatlan-fidesz-kdnp-tamogatottsaga/>



# MALTA

## Voting intention polls used

<b>Country:</b>	MT		
<b>Voting intentions:</b>	National	PN	38.4%
		PL-MLP	57.6%
<b>Polling firm:</b>	MISCO Intl Ltd	AD	3.0%
		PD	1.0%
<b>FW start date:</b>	08/02/2019	Other	
<b>FW end date:</b>	09/02/2019		
<b>Publication date:</b>	Not published		
<b>No. interviews:</b>	500		
<b>Mode:</b>	Tel		
<b>Sample:</b>	Random		
<b>Margin of error: +/-</b>	5.0%		

Not Published



## NETHERLANDS

### Voting intention polls used

<b>Country:</b>	NL		
<b>Voting intentions:</b>	National	CDA	9.1%
		PvdA	5.7%
<b>Polling firm:</b>	Ipsos	SP	8.2%
		VVD	17.5%
<b>FW start date:</b>	25/01/2019	GL	11.4%
<b>FW end date:</b>	28/01/2019	PVV	13.1%
<b>Publication date:</b>	30/01/2019	D66	8.5%
		PvdD	4.9%
<b>No. interviews:</b>	1002	CU + SGP	7.1%
		50+	3.6%
<b>Mode:</b>	Web	DENK	2.2%
<b>Sample:</b>	Random	FvD	7.8%
		Other	0.9%
<b>Margin of error: +/-</b>	2.5%		

<https://www.ipsos.com/nl-nl/politieke-barometer>





## AUSTRIA

### Voting intention polls used

<b>Country:</b>	AT		
<b>Voting intentions:</b>	European	SPÖ	25.0%
<b>Polling firm:</b>	Market research	ÖVP	30.0%
<b>FW start date:</b>	18/02/2019	FPÖ	21.0%
<b>FW end date:</b>	20/02/2019	Grüne	8.0%
<b>Publication date:</b>	25/02/2019	Neos	11.0%
		JETZT	2.0%
		Other	3.0%
<b>No. interviews:</b>	804		
<b>Mode:</b>	Tel + Web		
<b>Sample:</b>	Quota		
<b>Margin of error: +/-</b>	Missing		

<https://derstandard.at/2000098517532/Einstellung-zur-EU-deutlich-positiver-als-vor-fuenf-Jahren>

<b>Country:</b>	AT		
<b>Voting intentions:</b>	European	SPÖ	26.0%
<b>Polling firm:</b>	Research Affairs	ÖVP	27.0%
<b>FW start date:</b>	13/02/2019	FPÖ	23.0%
<b>FW end date:</b>	20/02/2019	Grüne	7.0%
<b>Publication date:</b>	21/02/2019	Neos	9.0%
		JETZT	3.0%
		Other	5.0%
<b>No. interviews:</b>	1005		
<b>Mode:</b>	Web		
<b>Sample:</b>	Quota		
<b>Margin of error: +/-</b>	3.2%		

<https://www.oe24.at/oesterreich/politik/Strache-gewinnt-nach-Papa-Monat/368980577>



## AUSTRIA

### Voting intention polls used

<b>Country:</b>	AT		
<b>Voting intentions:</b>	European	SPÖ	26.0%
		ÖVP	27.0%
<b>Polling firm:</b>	Research Affairs	FPÖ	22.0%
		Grüne	7.0%
<b>FW start date:</b>	31/01/2019	Neos	10.0%
<b>FW end date:</b>	06/02/2019	JETZT	4.0%
<b>Publication date:</b>	08/02/2019	Other	4.0%
<b>No. interviews:</b>	1002		
<b>Mode:</b>	Web		
<b>Sample:</b>	Quota		
<b>Margin of error: +/-</b>	3.1%		

<https://neuwal.com/wahlumfragen/wahlumfrage.php?uid=1479>



## POLAND

### Voting intention polls used

<b>Country:</b>	PL		
<b>Voting intentions:</b>	European	PiS list	38.5%
<b>Polling firm:</b>	Estymator	Coal. Wolność + RN	
<b>FW start date:</b>	20/02/2019	Razem	
<b>FW end date:</b>	21/02/2019	.N	
<b>Publication date:</b>	23/02/2019	Kukuiz'15	7.0%
		Teraz!	
		Robert Biedroń - Wiosna	10.2%
		Koalicja Europejska (PO, .N, SLD, PSL, Partia Zieloni)	38.5%
<b>No. interviews:</b>	1013	Other	5.8%
<b>Mode:</b>	Tel		
<b>Sample:</b>	Missing		
<b>Margin of error: +/-</b>	3.0%		

<https://dorzczy.pl/kraj/94518/PiS-wygrywa-z-Koalicja-Europejska-Trzecie-miejsce-Wiosny.html>

<b>Country:</b>	PL		
<b>Voting intentions:</b>	European	PiS list	34.7%
<b>Polling firm:</b>	IBRiS	Coal. Wolność + RN	3.7%
<b>FW start date:</b>	18/02/2019	Razem	1.7%
<b>FW end date:</b>	19/02/2019	.N	
<b>Publication date:</b>	21/02/2019	Kukuiz'15	6.6%
		Teraz!	
		Robert Biedroń - Wiosna	8.9%
		Koalicja Europejska (PO, .N, SLD, PSL, Partia Zieloni)	38.5%
<b>No. interviews:</b>	1100	Other	5.9%
<b>Mode:</b>	Tel		
<b>Sample:</b>	Quota		
<b>Margin of error: +/-</b>	3.0%		

<https://oko.press/koalicja-europejska-332-proc-dogonila-pis-337-i-razem-z-wiosna-12-moglaby-godsunac-od-wladzy/>



## POLAND

### Voting intention polls used

<b>Country:</b>	PL		
<b>Voting intentions:</b>	European	PiS list	35.8%
<b>Polling firm:</b>	IPSOS	Coal. Wolność + RN	6.5%
<b>FW start date:</b>	14/02/2019	Razem	1.4%
<b>FW end date:</b>	16/02/2019	.N	
<b>Publication date:</b>	17/02/2019	Kukuiz'15	8.3%
		Teraz!	0.2%
		Robert Biedroń - Wiosna	12.7%
		Koalicja Europejska (PO, .N, SLD, PSL, Partia Zieloni)	35.1%
<b>No. interviews:</b>	1004	Other	
<b>Mode:</b>	Tel		
<b>Sample:</b>	Quota		
<b>Margin of error: +/-</b>	3.0%		

<https://oko.press/koalicja-europejska-332-proc-dogonila-pis-337-i-razem-z-wiosna-12-moglaby-go-odsunac-od-wladzy/>



## PORTUGAL

### Voting intention polls used

<b>Country:</b>	PT		
<b>Voting intentions:</b>	National	BE	9.6%
		CDU (PCP-PEV)	6.8%
<b>Polling firm:</b>	Aximage	PS	39.2%
		PSD/PPD	26.2%
<b>FW start date:</b>	05/02/2019	CDS-PP	10.0%
<b>FW end date:</b>	10/02/2019	PAN	2.7%
<b>Publication date:</b>	19/02/2019	Aliança	1.7%
		Other	3.8%
<b>No. interviews:</b>	602		
<b>Mode:</b>	Telephone		
<b>Sample:</b>	Random		
<b>Margin of error: +/-</b>	4%		

<https://www.jornaldenegocios.pt/economia/politica/detalhe/sondagem-alianca-sobe-para-16-mas-ainda-esta-atras-do-pan>



## ROMANIA

### Voting intention polls used

<b>Country:</b>	RO		
<b>Voting intentions:</b>	European	PSD	27.8%
		ALDE	9.2%
<b>Polling firm:</b>	INSCOP	PNL	26.7%
		UDMR (RMDSZ)	5.1%
<b>FW start date:</b>	21/01/2019	PMP	4.4%
<b>FW end date:</b>	05/02/2019	USR	10.0%
<b>Publication date:</b>	12/02/2019	Pro Romania	6.6%
		PLUS	7.0%
<b>No. interviews:</b>	1080	Other	3.2%
<b>Mode:</b>	F2F		
<b>Sample:</b>	Random		
<b>Margin of error: +/-</b>	3.0%		

<https://www.g4media.ro/sondaj-inscop-pnl-si-psd-sunt-aproape-la-egalitate-in-optiunile-de-vot-este-in-crestere-numarul-romanilor-care-ar-vota-la-europarlamentare.html>

<b>Country:</b>	RO		
<b>Voting intentions:</b>	European	PSD	32.0%
		ALDE	9.0%
<b>Polling firm:</b>	CURS	PNL	22.0%
		UDMR (RMDSZ)	5.0%
<b>FW start date:</b>	21/01/2019	PMP	5.0%
<b>FW end date:</b>	06/02/2019	USR	8.0%
<b>Publication date:</b>	10/02/2019	Pro Romania	9.0%
		PLUS	5.0%
<b>No. interviews:</b>	1067	Other	5.0%
<b>Mode:</b>	F2F		
<b>Sample:</b>	Random		
<b>Margin of error: +/-</b>	3.0%		

[https://www.stiripesurse.ro/sondaj-curs--psd-continua-scaderea--alde-si-pro-romania-se-consolideaza--pnl-e-in-usoara-revenire--usr-si-plus-se-mentin\\_1324832.html](https://www.stiripesurse.ro/sondaj-curs--psd-continua-scaderea--alde-si-pro-romania-se-consolideaza--pnl-e-in-usoara-revenire--usr-si-plus-se-mentin_1324832.html)



## SLOVENIA

### Voting intention polls used

<b>Country:</b>	SI		
<b>Voting intentions:</b>	National	SDS	15.8%
		SD	12.1%
<b>Polling firm:</b>	Ninamedia	DeSUS	3.9%
		N.Si	5.3%
<b>FW start date:</b>	12/02/2019	SNS	3.4%
<b>FW end date:</b>	14/02/2019	SMC	3.7%
<b>Publication date:</b>	17/02/2019	SAB	3.9%
		LEVICA	8.4%
<b>No. interviews:</b>	700	Lista M.Š.	42.5%
		Other	1.0%
<b>Mode:</b>	Tel		
<b>Sample:</b>	Random		
<b>Margin of error: +/-</b>	5.0%		

<https://www.rtv slo.si/slovenija/vox-populi-vlada-ima-70-odstotno-podporo-lms-pa-vec-kot-31-odstotno/480364>

<b>Country:</b>	SI		
<b>Voting intentions:</b>	National	SDS	23.3%
		SD	9.0%
<b>Polling firm:</b>	Mediana	DeSUS	2.6%
		N.Si	7.8%
<b>FW start date:</b>	29/01/2019	SNS	4.1%
<b>FW end date:</b>	06/02/2019	SMC	4.2%
<b>Publication date:</b>	11/02/2019	SAB	3.8%
		LEVICA	9.1%
<b>No. interviews:</b>	731	Lista M.Š.	34.6%
		Other	1.6%
<b>Mode:</b>	Tel + Web		
<b>Sample:</b>	Random		
<b>Margin of error: +/-</b>	5.0%		

<https://www.delo.si/novice/slovenija/sarec-in-lms-prevzela-vodstvo-146200.html>



## SLOVAKIA

### Voting intention polls used

<b>Country:</b>	SK		
<b>Voting intentions:</b>	National	KDH	6.1%
		SaS	14.8%
<b>Polling firm:</b>	AKO	SNS	8.0%
		SMER-SD	22.4%
<b>FW start date:</b>	08/02/2019	SMK-MKP	3.3%
<b>FW end date:</b>	12/02/2019	OL'aNO + NOVA	10.1%
<b>Publication date:</b>	14/02/2019	MOST-HÍD	6.3%
		L'SNS	9.5%
<b>No. interviews:</b>	1000	Sme Rodina	10.9%
		PS*	7.5%
<b>Mode:</b>	Tel	SZS	0.4%
<b>Sample:</b>	Quota	KSS	0.2%
		Národná koalícia	0.5%
<b>Margin of error: +/-</b>	3.0%		

<https://ako.sk/wp-content/uploads/2019/02/AKOpreferencieNRSRfebruar2019.pdf>





## FINLAND

### Voting intention polls used

<b>Country:</b>	FI		
<b>Voting intentions:</b>	National	KESK	14.7%
		KOK	18.6%
<b>Polling firm:</b>	Kantar TNS	SDP	20.8%
		VAS	8.7%
<b>FW start date:</b>	14/01/2019	VIHR	13.6%
<b>FW end date:</b>	14/02/2019	SFP (RKP)	4.3%
<b>Publication date:</b>	21/02/2019	PS	11.4%
		KD	4.0%
<b>No. interviews:</b>	2688	SIN	1.0%
		Other	2.9%
<b>Mode:</b>	Tel		
<b>Sample:</b>	Random + quota		
<b>Margin of error: +/-</b>	2.0%		

<https://www.hs.fi/politiikka/art-2000006008351.html>



## SWEDEN

### Voting intention polls used

<b>Country:</b>	SE		
<b>Voting intentions:</b>	National	V	10.0%
		S	28.0%
<b>Polling firm:</b>	Ipsos	C	8.0%
		L	4.0%
<b>FW start date:</b>	07/02/2019	M	17.0%
<b>FW end date:</b>	20/02/2019	KD	9.0%
<b>Publication date:</b>	22/02/2019	MP	4.0%
		SD	19.0%
<b>No. interviews:</b>	1504		
		Other	1.0%
<b>Mode:</b>	Tel + Web		
<b>Sample:</b>	Quota		
<b>Margin of error: +/-</b>	2.0%		

<https://www.dn.se/nyheter/politik/dnipsos-storsta-stodet-for-kd-pa-over-16-ar/>

<b>Country:</b>	SE		
<b>Voting intentions:</b>	National	V	9.0%
		S	27.1%
<b>Polling firm:</b>	Inizio	C	9.7%
		L	2.7%
<b>FW start date:</b>	11/02/2019	M	17.7%
<b>FW end date:</b>	18/02/2019	KD	9.0%
<b>Publication date:</b>	20/02/2019	MP	3.4%
		SD	19.5%
<b>No. interviews:</b>	2137		
		Other	1.9%
<b>Mode:</b>	Web		
<b>Sample:</b>	Quota		
<b>Margin of error: +/-</b>	N/A		

<https://inizio.se/valjarbarometer/valjarbarometer-februari/>



## SWEDEN

### Voting intention polls used

<b>Country:</b>	SE		
<b>Voting intentions:</b>	National	V	9.6%
		S	28.4%
<b>Polling firm:</b>	Kantar Sifo	C	7.7%
		L	3.8%
<b>FW start date:</b>	04/02/2019	M	17.2%
<b>FW end date:</b>	14/02/2019	KD	8.6%
<b>Publication date:</b>	15/02/2019	MP	4.3%
		SD	19.2%
<b>No. interviews:</b>	8186		
		Other	1.2%
<b>Mode:</b>	Tel + Web		
<b>Sample:</b>	Random		
<b>Margin of error: +/-</b>	1.0%		

<https://www.kantarsifo.se/rapporter-undersokningar/valjarbarometern>