

European Elections 2019

Report on the developments in the
political landscape

18 February 2019

Prepared by
KANTAR PUBLIC=

Disclaimer: The content of this document is the sole responsibility of it(s) authors and any opinions expressed herein should not be taken to represent an official position of the European Parliament. Data and figures presented in this report are coming from a comprehensive selection of voting intention polls published in the EU Member States. None of the voting intention polls used have been commissioned or conducted by the European Parliament.

Contents

Introduction.....	3
Methodology.....	4
Data selection and collection	4
Projections	4
Attribution of political parties to political groups in the EP.....	5
Number of MEPs by Member State	5
Main findings.....	6
Overall early-February seat projections	7
Comparison: early-February seat projections and current EP	8
EP Groups: overall gains and losses	9
EP Groups: gains and losses at country-level	10
EP Groups: seat projections over time.....	13
National results.....	14
Belgium.....	14
Bulgaria.....	19
Czechia.....	22
Denmark.....	25
Germany.....	28
Estonia.....	31
Ireland.....	34
Greece	37
Spain	40
France.....	43
Croatia.....	46
Italy.....	49
Cyprus.....	52
Latvia.....	55
Lithuania.....	58
Luxembourg	61
Hungary.....	64
Malta	67
The Netherlands	70
Austria	73
Poland	76
Portugal.....	79
Romania.....	82
Slovenia	85
Slovakia.....	88
Finland	91
Sweden	94
Annex – Voting intention polls used.....	97

Introduction

From 23 until 26 May 2019 citizens from all EU Member States will vote in the next European Parliament elections. As in previous elections, the European Parliament will provide an overview of the results at both Member State and European level, making reliable information on the participation and future composition of Parliament available to the media, partners and the public on the night of the 26 May.

The present report has been prepared by Kantar Public for the Public Opinion Monitoring Unit of the European Parliament's Directorate-General for Communication. The objective of this report is to provide the most accurate and up-to-date information on the European political landscape, in preparation for the election night.

The data used in this report was assembled with the contribution of Kantar Public's national polling institutes in each of the 27 Member States, all of which will be actively involved in monitoring the European elections, and a political expert working closely with Kantar Public. Parliament's Public Opinion Monitoring Unit and its network of Liaison Offices in all Member States provided additional data and insight for this report.

This report provides the latest projection of the European Parliament hemicycle based on the most recent national and European voting intention polls. It also provides details of the projections of the seat allocations for each political group and country, as well as changes over time, going back to February 2018. In the second part of the report, the details of the voting intention surveys used in each country is provided together with key information regarding the current political landscape and electoral laws in each country, which could impact on the results of the next European Parliament elections.

The present report covers the first half of February 2019 (as of 06.02.2019). Subsequent reports will be published on 29 February, 14 March, 28 March, 11 April, 29 April, 8 May, 16 May and 21 May 2019.

Methodology

Data selection and collection

Kantar Public prepares each report together with the European Parliament. The projection of the European Parliament is based on the new allocation of seats proposed by the European Parliament on 13.06.2018 and adopted by the Council on 28.06.2018¹. Following the exit of the United Kingdom from the European Union, the size of the European Parliament in the next legislative period will be reduced from 751 to 705 elected representatives. From the 73 seats originally allocated to the United Kingdom, 27 seats will be reallocated among 14 Member States, while 46 seats will not be used for the time being.

The projection of the new European Parliament is carried out by Kantar Public. Data used in this projection comes from voting intention surveys selected and collected by Kantar Public and their national partners as well as by the Public Opinion Monitoring Unit and the EP Liaison Offices. The voting intentions used for the projections for this report vary depending on the information available.

Priority is given to surveys on European election voting intentions. When such surveys are not available, national voting intentions polls are used for the projections. In some cases, when a national election recently occurred and no voting intentions polls have been published since (e.g. in Luxembourg during October), the results of the national elections are used to prepare the projections. Only polls considered as most reliable are taken into consideration, by assessing the methodology, reputation of the polling institute and availability of methodological information. As the methodology of voting intention surveys can vary between Member States, Kantar Public may reweight if necessary, but only to eliminate categories such as "undecided" or "not going to vote". No further adjustments are made. Utmost care is taken to avoid any bias in the choice of polling surveys used for the calculation of the projection. At the same time, no guarantee can be given that the selection is fully exhaustive.

Projections

Once the voting intention data are selected and collected by the national partners, the selection of the surveys to be used in the projection is proposed by Kantar and validated by the Public Opinion Monitoring Unit. When several European or national voting intention polls with fieldwork conducted within the month previous to publication of the projection are available and selected, Kantar Public calculates an average of the results to be used in preparing the projections. Projections in seats are then conducted for each country and for the EU overall, taking into account the electoral rules in each country (method of counting the votes, seat allocation and electoral threshold).

In some cases, with preferential voting, Kantar Public used the closest seat allocation method to reflect the reality. In Ireland and Malta, where Single Transferable Vote is used we use the Hare method of calculation to estimate the number of seats since it is not possible to simulate the effect of ranking candidates with voting intention data. Furthermore, in some countries, seats are officially allocated using regional constituencies but since polls do not report results at this level (except Belgium), we treat these countries like others with one national constituency. We do this in Ireland, Italy and Poland. As opinion polls do not provide results at the regional constituency level and do not cater to the specifics of preferential voting, we find this to be the best approach.

¹ [http://www.europarl.europa.eu/oeil/popups/ficheprocedure.do?lang=&reference=2017/0900\(NLE\)](http://www.europarl.europa.eu/oeil/popups/ficheprocedure.do?lang=&reference=2017/0900(NLE))

Attribution of political parties to political groups in the EP

Projections presented in this report are based on the current composition of the European Parliament and its political groups, without any prejudice to a composition of the next European Parliament at its opening session in July 2019.

The affiliation of national political parties to political groups as currently present in the European Parliament has been validated and verified by Kantar Public and their political expert, and the Public Opinion Monitoring Unit of the European Parliament.

National parties currently represented in the European Parliament are classified in the same political group they are currently sitting in. National parties who are currently not represented in the European Parliament but are Members of a recognised European political party will be classified in the political group this European political party is affiliated with. All national parties that do not currently have any official affiliation are classified in the category "Others". This category therefore includes all national parties, independent of their political orientation, that currently neither have seats in the EP nor are members of a European political party affiliated to a political group but, according to the polling data used, might obtain seats in the European Parliament. For example, the French political party La République en marche (LREM) is currently classified under the category "others". The individual party weight of coalitions that comprise political parties that belong to different European Parliament groups is estimated by evaluating the electoral strength of each party in the coalition.

In a number of countries, the seat projections for a party, or more frequently a coalition, need to be split between multiple groups. Taking Spain as an example, seats attributed to the coalition of PODEMOS, Izquierda Unida (UP/IU), EQUO et. al need to be split between GUE/NGL and Greens/EFA. In these cases, we estimate the electoral strength of a given party within the coalition and partition the seats accordingly. In the above example, we estimate that PODEMOS and Izquierda Unida (GUE/NGL) will be allocated 80% of the seats attributed to the coalition, and EQUO (Greens/EFA) 20%.

All details of the calculation method and threshold used is made available in each country section. For each country, Kantar Public provides the results of the voting intention surveys used for these projections. Annexed to this report, the reader may find all the polls selected and used to calculate the seat projections.

Number of MEPs by Member State

The table below presents the number of MEPs that will be allocated to each Member State and the change compared to the 2014-2019 term.

DE	96	=	EL	21	=	IE	13	+2
FR	79	+5	HU	21	=	HR	12	+1
IT	76	+3	PT	21	=	LT	11	=
ES	59	+5	SE	21	+1	LV	8	=
PL	52	+1	AT	19	+1	SI	8	=
RO	33	+1	BG	17	=	EE	7	+1
NL	29	+3	DK	14	+1	CY	6	=
BE	21	=	SK	14	+1	LU	6	=
CZ	21	=	FI	14	+1	MT	6	=

Main findings

By comparing the current state of the European Parliament (including the United Kingdom) and the projection of 6 February 2019 (referring to the new seats distribution for EE2019), we notice that:

EPP

- **26% of the European Parliament (-3 points)**
- 23 national delegations (-5)
- Largest increase in Greece (+4 seats)
- Large drops in six countries: France (-9), Czechia (-7), Italy (-5), Germany (-5), Slovakia and Latvia (both -4)

GUE-NGL

- **7% of the European Parliament (=)**
- 13 national delegations (-1)
- Largest increase in France (+3 seats)
- Largest decrease in Italy and Spain (both -3)

S&D

- **19% of the European Parliament (-6 points)**
- 26 national delegations (-2)
- Large drops in Italy (-16 seats), Germany (-12) France (-7)

Greens-EFA

- **6% of the European Parliament (-0.5 points)**
- 10 national delegations (-8)
- Largest increase in Germany (+5) and Lithuania (+3)
- Largest drop in Sweden (-4)

ECR

- **7% of the European Parliament (-2.5 points)**
- 11 national delegations (-8)
- Largest increase in Poland (+4 seats)
- Largest decrease in Germany (-6)

EFDD

- **6% of the European Parliament (+0.5 points)**
- 5 national delegations (-2)
- Largest increases in Germany (+11 seats) and Italy (+8)

ALDE

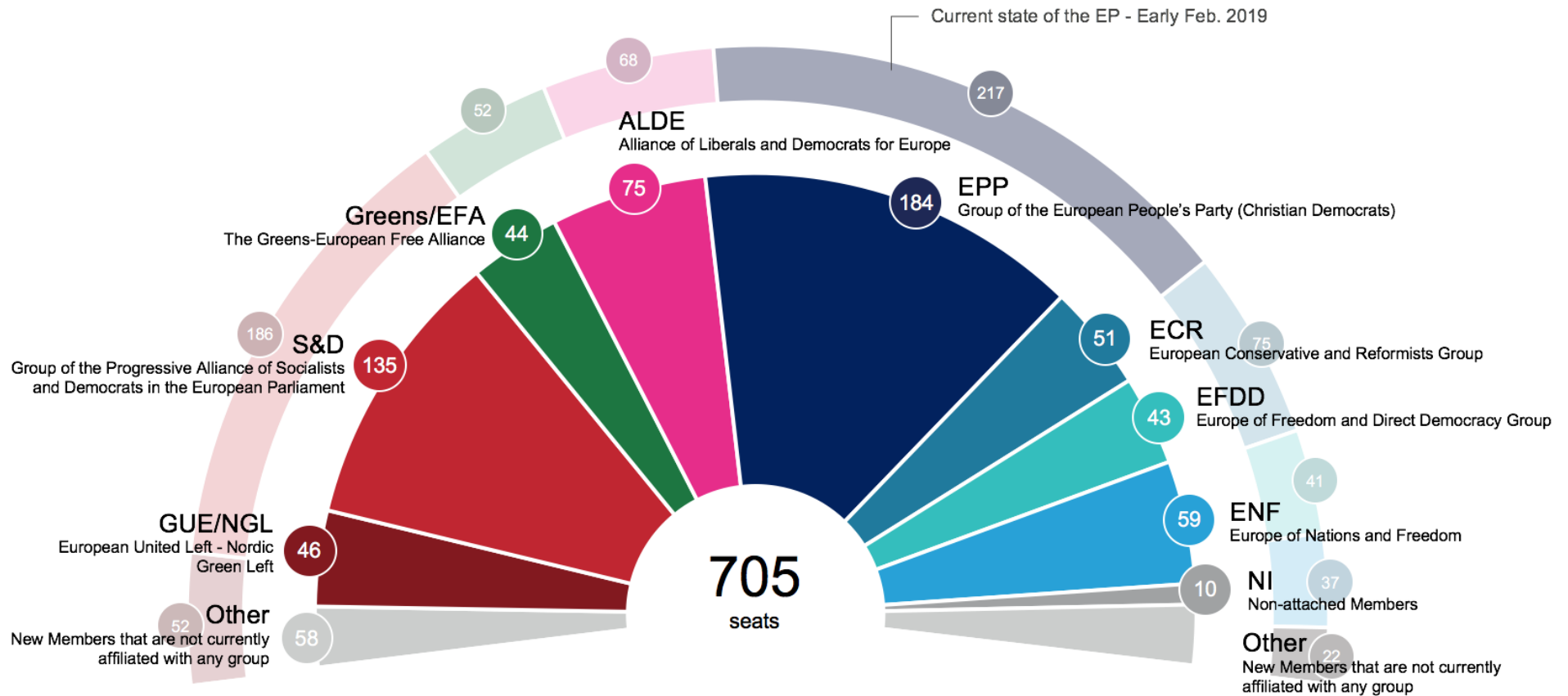
- **11% of the European Parliament (+1.5 points)**
- 18 national delegations (-3)
- Large increases in Germany (+7), Czechia and Spain (both +4)

ENF

- **8% of the European Parliament (+3.5 points)**
- 6 national delegations (-2)
- Largest increase in Italy (+21 seats) and France (+6)

Overall early-February seat projections

06/02/2019



Comparison: early-February seat projections and current EP

06/02/2019

European Election 2019 seat projection

	European People's Party (EPP)			Socialists and Democrats (S&D)			European Conservatives and Reformists (ECR)			Alliance of Liberals and Democrats for Europe (ALDE)			The Greens/European Free Alliance (EFA)			European United Left/Nordic Green Left (GUE/NGL)			Europe of freedom and direct democracy (EFDD)			Europe of Nations and Freedom (ENF)			Non-attached Members			Others
	Current state of EP early Feb. '19	06/02/2019 projection	Diff.	Current state of EP early Feb. '19	06/02/2019 projection	Diff.	Current state of EP early Feb. '19	06/02/2019 projection	Diff.	Current state of EP early Feb. '19	06/02/2019 projection	Diff.	Current state of EP early Feb. '19	06/02/2019 projection	Diff.	Current state of EP early Feb. '19	06/02/2019 projection	Diff.	Current state of EP early Feb. '19	06/02/2019 projection	Diff.	Current state of EP early Feb. '19	06/02/2019 projection	Diff.	Current state of EP early Feb. '19	06/02/2019 projection	Diff.	06/02/2019 projection
EU	217	184	-33	186	135	-51	75	51	-24	68	75	+7	52	44	-8	52	46	-6	41	43	+2	37	59	+22	22	10	-12	58
%	29%	26%	-2.8%	25%	19%	-5.7%	10%	7%	-2.8%	9%	11%	+1.6%	7%	6%	-0.7%	7%	7%	-0.4%	5%	6%	+0.6%	5%	8%	+3.4%	3%	1%	-1.5%	8%
No.D*	28	23	-5	28	26	-2	19	11	-8	21	18	-3	18	10	-8	14	13	-1	7	5	-2	8	6	-2	9	3	-6	15
BE	4	4	0	4	4	0	4	4	0	6	4	-2	2	3	+1	0	0	0	0	0	0	1	1	0	0	0	0	1
BG	7	8	+1	4	6	+2	2	0	-2	4	2	-2	0	0	0	0	0	0	0	0	0	0	0	0	0	0	0	1
CZ	7	0	-7	4	3	-1	2	4	+2	4	8	+4	0	0	0	3	2	-1	1	0	-1	0	1	+1	0	0	0	3
DK	1	0	-1	3	5	+2	3	3	0	3	4	+1	1	1	0	1	1	0	0	0	0	0	0	0	1	0	-1	0
DE	34	29	-5	27	15	-12	6	0	-6	4	11	+7	13	18	+5	8	8	0	1	12	+11	1	0	-1	2	2	0	1
EE	1	0	-1	1	0	-1	0	0	0	3	5	+2	1	0	-1	0	0	0	0	0	0	0	0	0	0	0	0	2
IE	4	4	0	1	1	0	1	0	-1	1	3	+2	0	0	0	4	2	-2	0	0	0	0	0	0	0	0	0	3
EL	5	9	+4	4	2	-2	1	0	-1	0	0	0	0	0	0	6	6	0	0	0	0	0	0	0	5	4	-1	0
ES	17	15	-2	14	16	+2	0	0	0	8	12	+4	5	3	-2	10	7	-3	0	0	0	0	0	0	0	0	0	6
FR	20	11	-9	12	5	-7	0	0	0	7	2	-5	6	7	+1	5	8	+3	6	7	+1	15	21	+6	3	0	-3	18
HR	5	6	+1	2	3	+1	1	0	-1	2	0	-2	1	0	-1	0	0	0	0	0	0	0	0	0	0	0	0	3
IT	13	8	-5	31	15	-16	4	4	0	0	0	0	1	0	-1	3	0	-3	14	22	+8	6	27	+21	1	0	-1	0
CY	1	3	+2	2	1	-1	1	0	-1	0	0	0	0	0	0	2	1	-1	0	0	0	0	0	0	0	0	0	1
LV	4	0	-4	1	2	+1	1	1	0	1	1	0	1	0	-1	0	0	0	0	0	0	0	0	0	0	0	0	4
LT	3	4	+1	2	1	-1	1	0	-1	3	1	-2	1	4	+3	0	0	0	1	1	0	0	0	0	0	0	0	0
LU	3	3	0	1	1	0	0	0	0	1	1	0	1	1	0	0	0	0	0	0	0	0	0	0	0	0	0	0
HU	12	13	+1	4	4	0	0	0	0	0	0	0	2	0	-2	0	0	0	0	0	0	0	0	0	3	4	+1	0
MT	3	2	-1	3	4	+1	0	0	0	0	0	0	0	0	0	0	0	0	0	0	0	0	0	0	0	0	0	0
NL	5	3	-2	3	2	-1	2	1	-1	7	9	+2	2	4	+2	3	3	0	0	0	0	4	4	0	0	0	0	3
AT	5	6	+1	5	5	0	0	0	0	1	2	+1	3	1	-2	0	0	0	0	0	0	4	5	+1	0	0	0	0
PL	22	20	-2	5	4	-1	18	22	+4	0	0	0	0	0	0	0	0	0	1	0	-1	2	0	-2	3	0	-3	6
PT	8	8	0	8	9	+1	0	0	0	1	0	-1	0	0	0	4	4	0	0	0	0	0	0	0	0	0	0	0
RO	13	14	+1	13	11	-2	2	2	0	3	3	0	0	0	0	0	0	0	0	0	0	0	0	0	1	0	-1	3
SI	5	3	-2	1	1	0	0	0	0	1	3	+2	1	0	-1	0	1	+1	0	0	0	0	0	0	0	0	0	0
SK	6	2	-4	4	4	0	3	4	+1	0	0	0	0	0	0	0	0	0	0	1	+1	0	0	0	0	0	0	3
FI	3	3	0	2	4	+2	2	2	0	4	2	-2	1	2	+1	1	1	0	0	0	0	0	0	0	0	0	0	0
SE	4	6	+2	6	7	+1	2	4	+2	3	2	-1	4	0	-4	1	2	+1	0	0	0	0	0	0	0	0	0	0
UK	2	0	-	19	0	-	19	0	-	1	0	-	6	0	-	1	0	-	17	0	-	4	0	-	3	0	-	0

*No.D: No. of national delegations according to projection

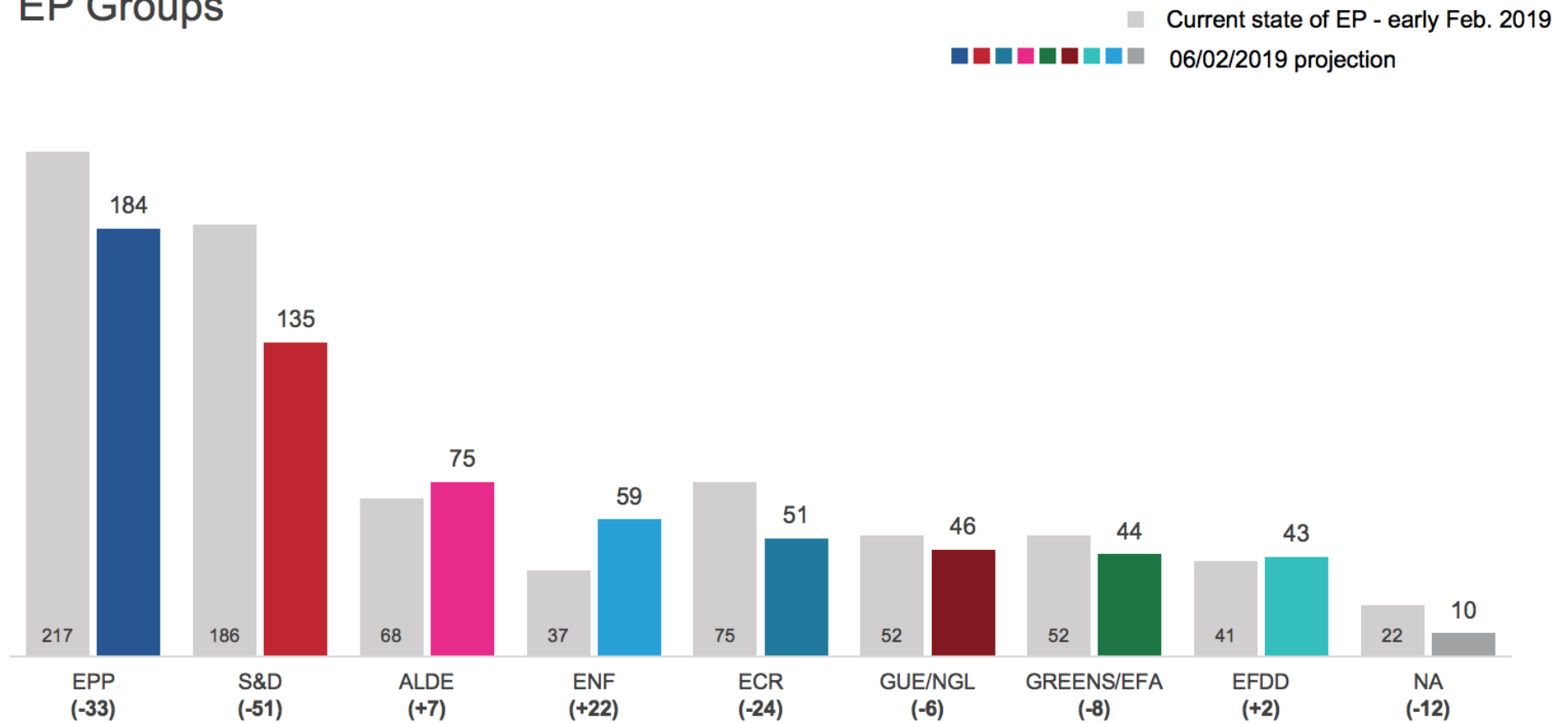
In this chart and the following charts on pg. 10-13, we compare the current state of the EP of 751 MEPs with the new seat distribution of 705 MEPs.

The 'Other' group comprises national political parties that do not currently have any MEPs in the European Parliament and are not yet affiliated with any European political party. This category, for example, includes the projected seats of La République en Marche, which currently has no official European affiliation.

EP Groups: overall gains and losses

06/02/2019

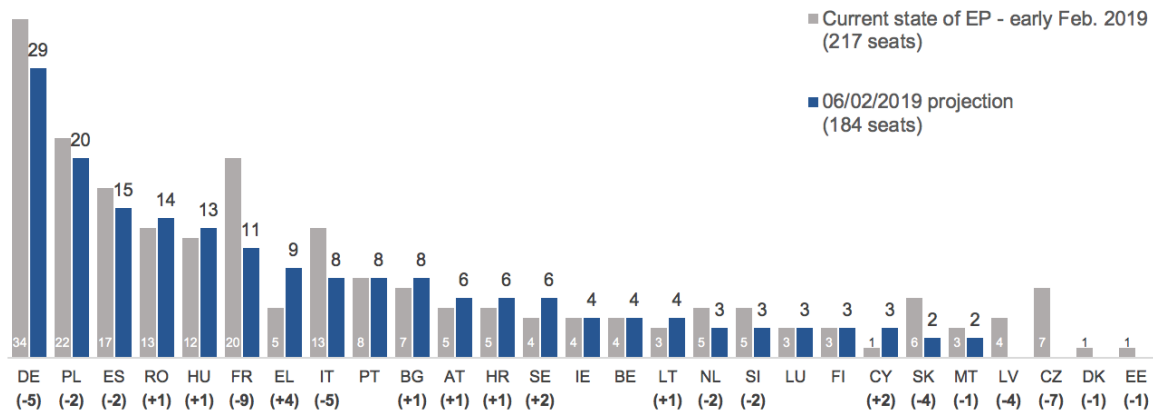
EP Groups



EP Groups: gains and losses at country-level

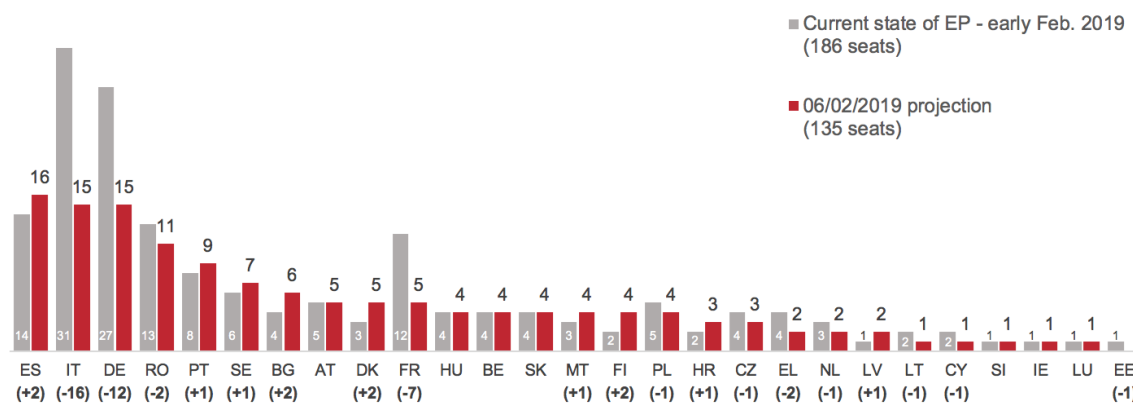
06/02/2019

EPP



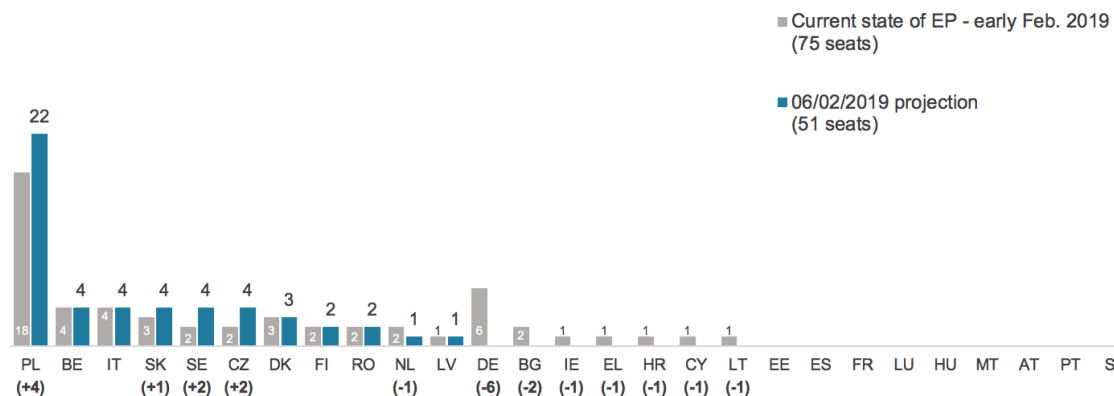
S&D

06/02/2019



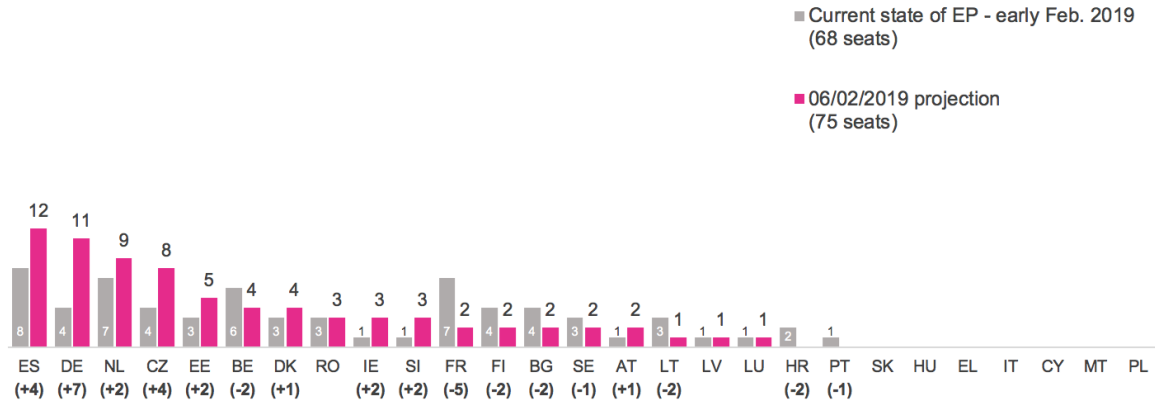
06/02/2019

ECR



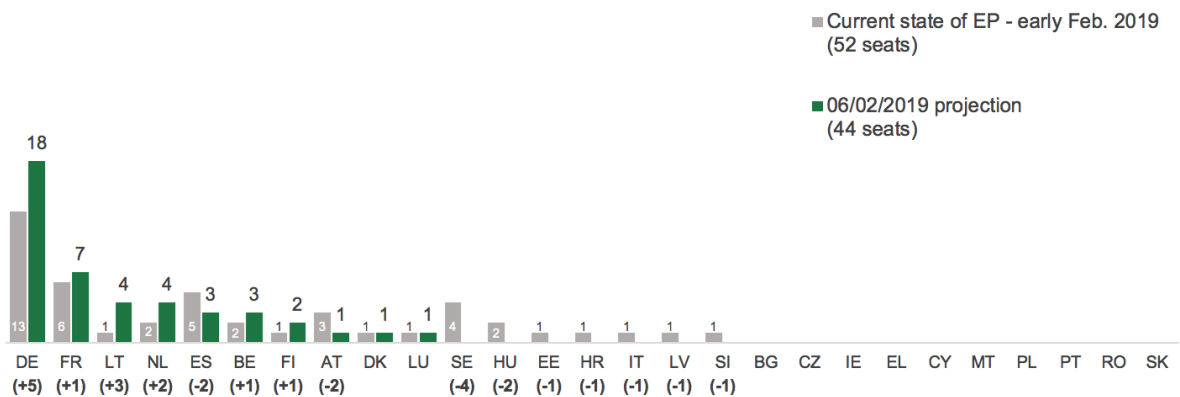
06/02/2019

ALDE



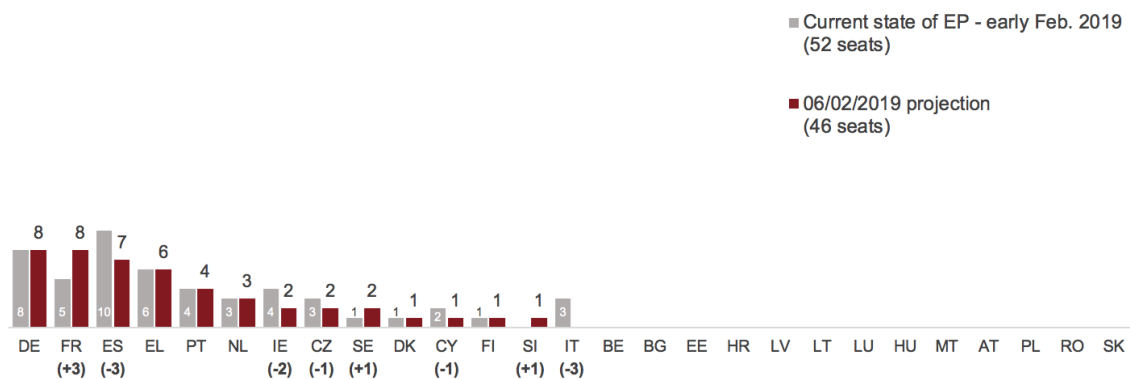
06/02/2019

GREENS/EFA




06/02/2019

GUE/NGL



06/02/2019

EFDD




06/02/2019

ENF



06/02/2019

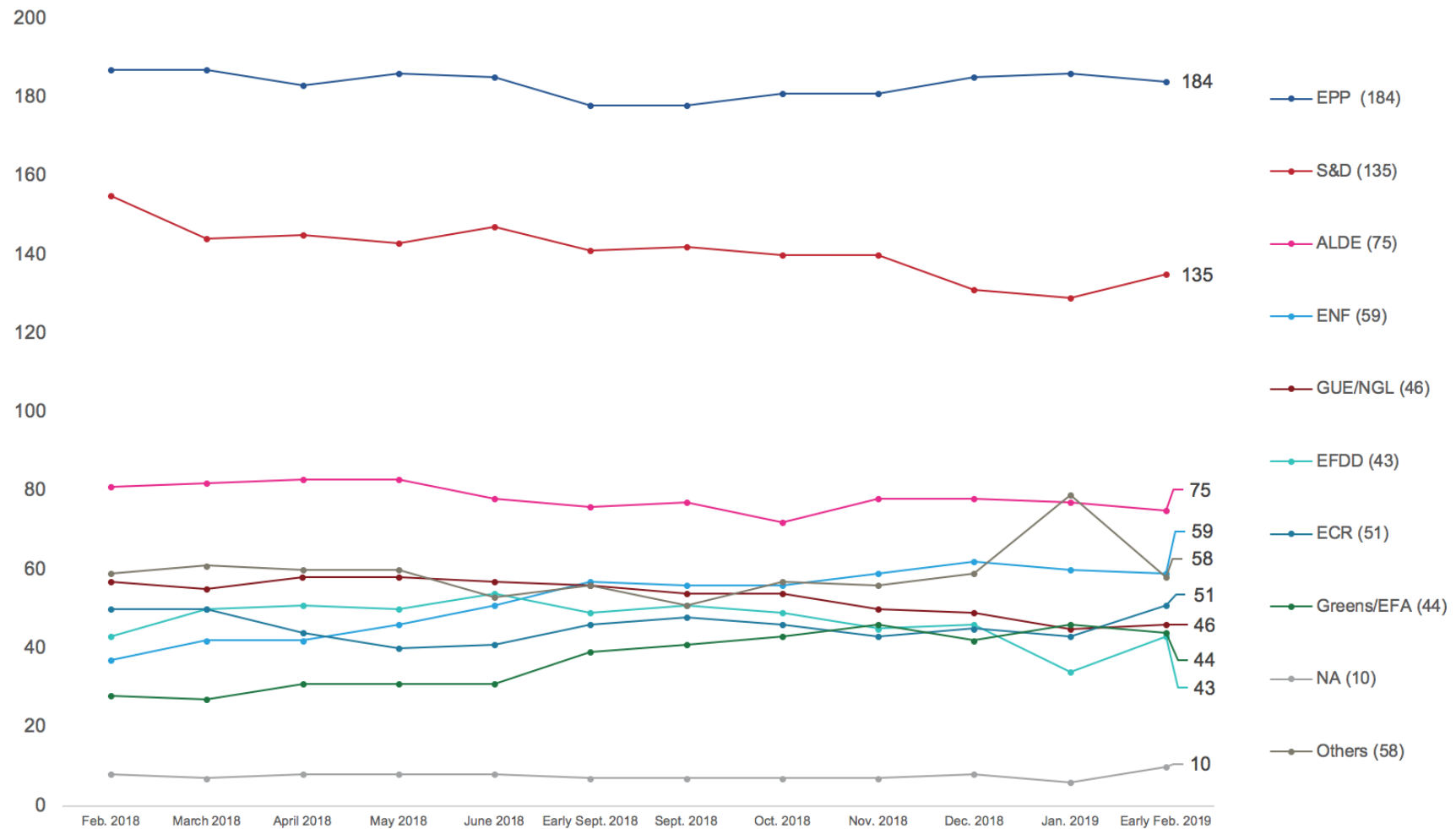
Not Affiliated



EP Groups: seat projections over time

06/02/2019

EP seat projections over time



The seat projections are carried out based on the number of seats decided for the next European elections after the exit of the United Kingdom (705 MEPs)

1. Voting intentions

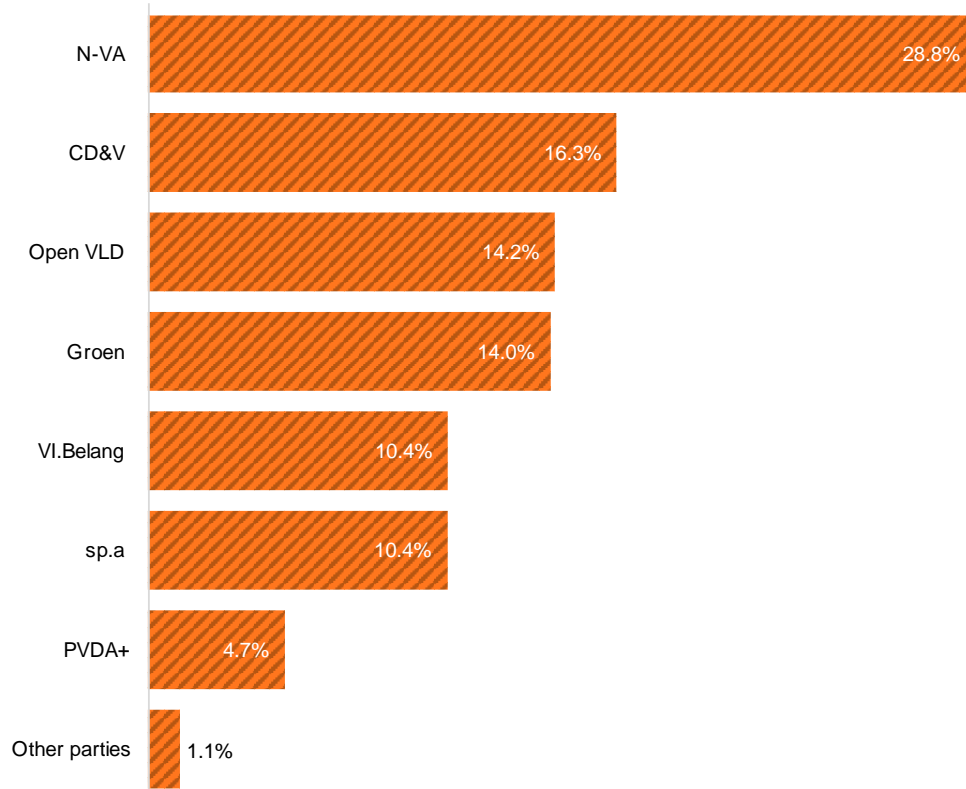


BELGIUM - Flemish community

Voting intentions

06/02/2019

Average of national polls



Date	Source
20/12/2018	Ipsos
18/12/2018	Kantar TNS
07/12/2018	Ipsos

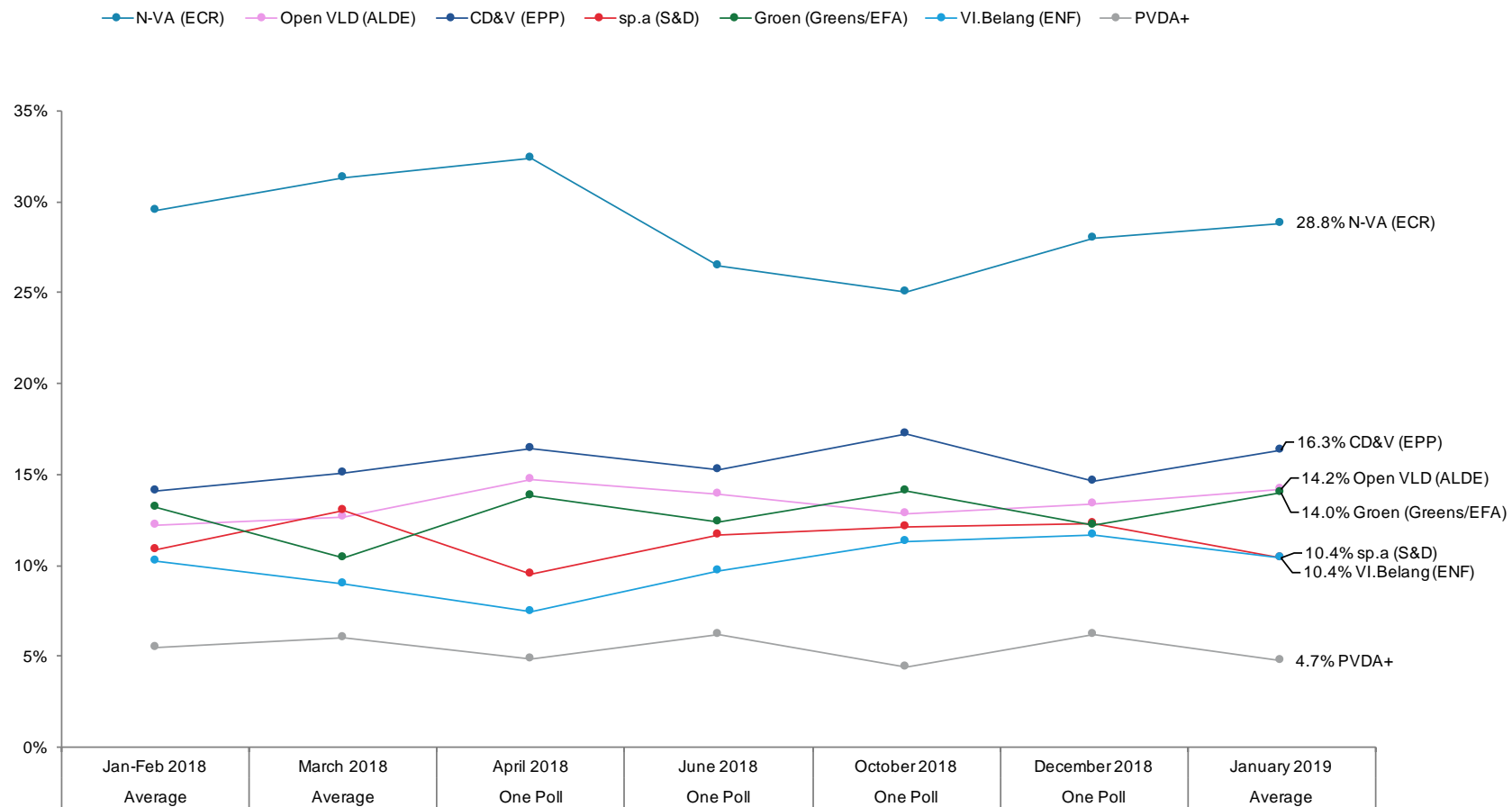
Score	Seat projection	Abbreviation	Party/Coalition
28.8%	4	N-VA	Nieuw-Vlaamse Alliantie
16.3%	2	CD&V	Christen-Democratisch en Vlaams
14.2%	2	Open VLD	Open Vlaamse Liberalen en Democraten
14.0%	2	Groen	Groen
10.4%	1	VI.Belang	Vlaams Belang
10.4%	1	sp.a	Socialistische Partij.Anders
4.7%	0	PVDA+	Partij van de Arbeid van België
1.1%	0	Other parties	

2. Voting intentions over time



BELGIUM - Flemish community

06/02/2019



1. Voting intentions

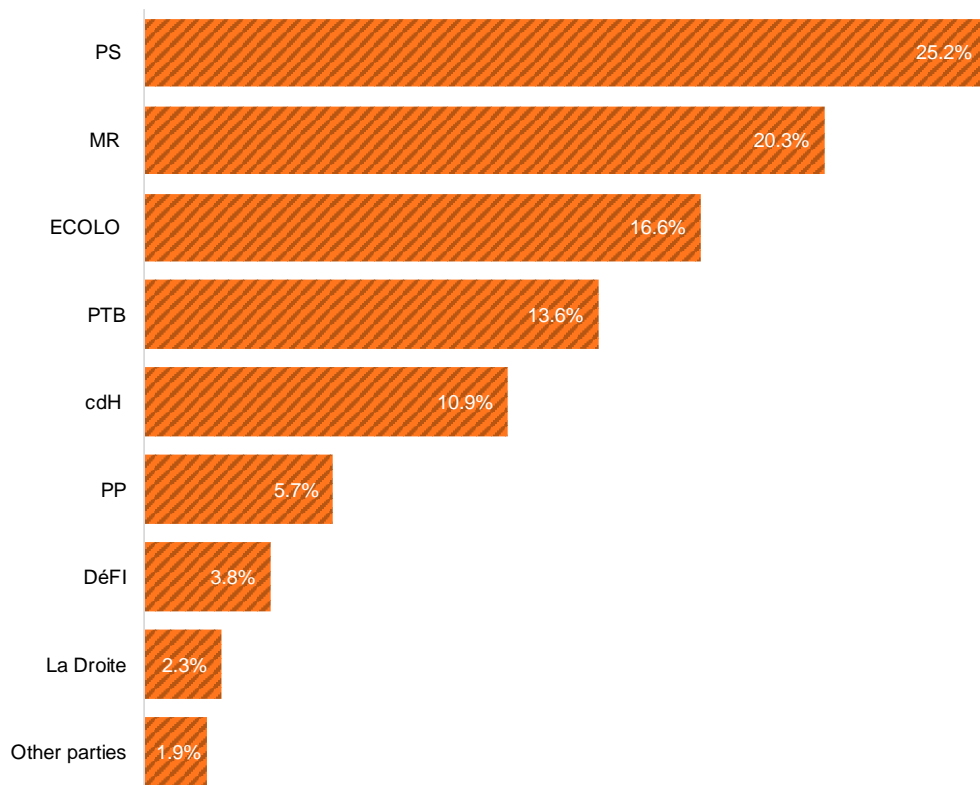


BELGIUM - French community

Voting intentions

06/02/2019

Average of national polls



Date	Source
18/12/2018	Kantar TNS
07/12/2018	Ipsos

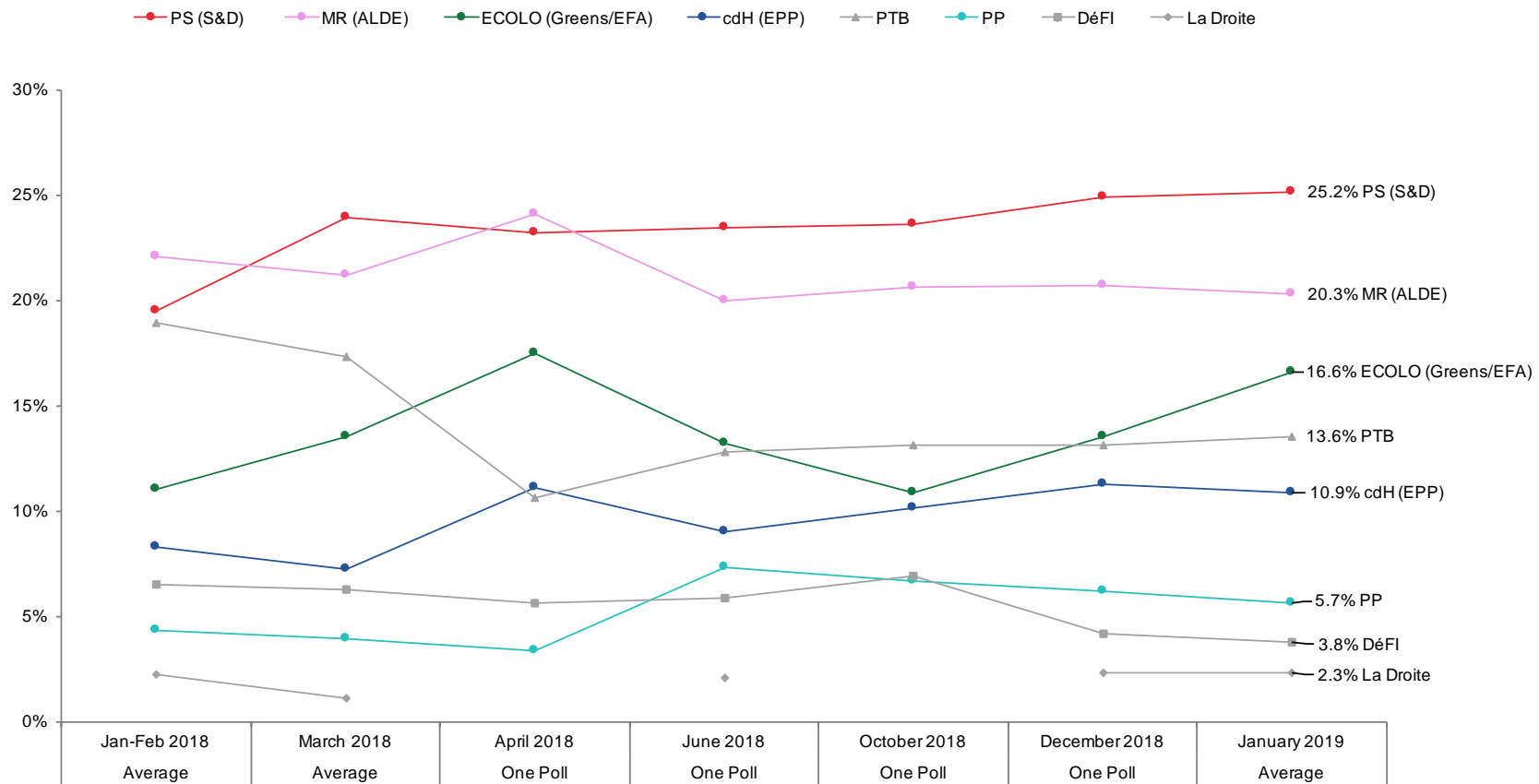
Score	Seat projection	Abbreviation	Party/Coalition
25.2%	3	PS	Parti Socialiste
20.3%	2	MR	Mouvement Réformateur
16.6%	1	ECOLO	Écologistes Confédérés pour l'Organisation de Luttes Originales
13.6%	1	PTB	Parti du Travail de Belgique
10.9%	1	cdH	Centre Démocrate Humaniste
5.7%	0	PP	Parti Populaire
3.8%	0	DéFI	Démocrate Fédéraliste Indépendant
2.3%	0	La Droite	La droite citoyenne
1.9%	0	Other parties	

2. Voting intentions over time



BELGIUM - French community

06/02/2019



PP – This party is a member of the Alliance for Direct Democracy in Europe Party (ADDE) but not part of the EFDD group. They do not currently have any seats in the EP.

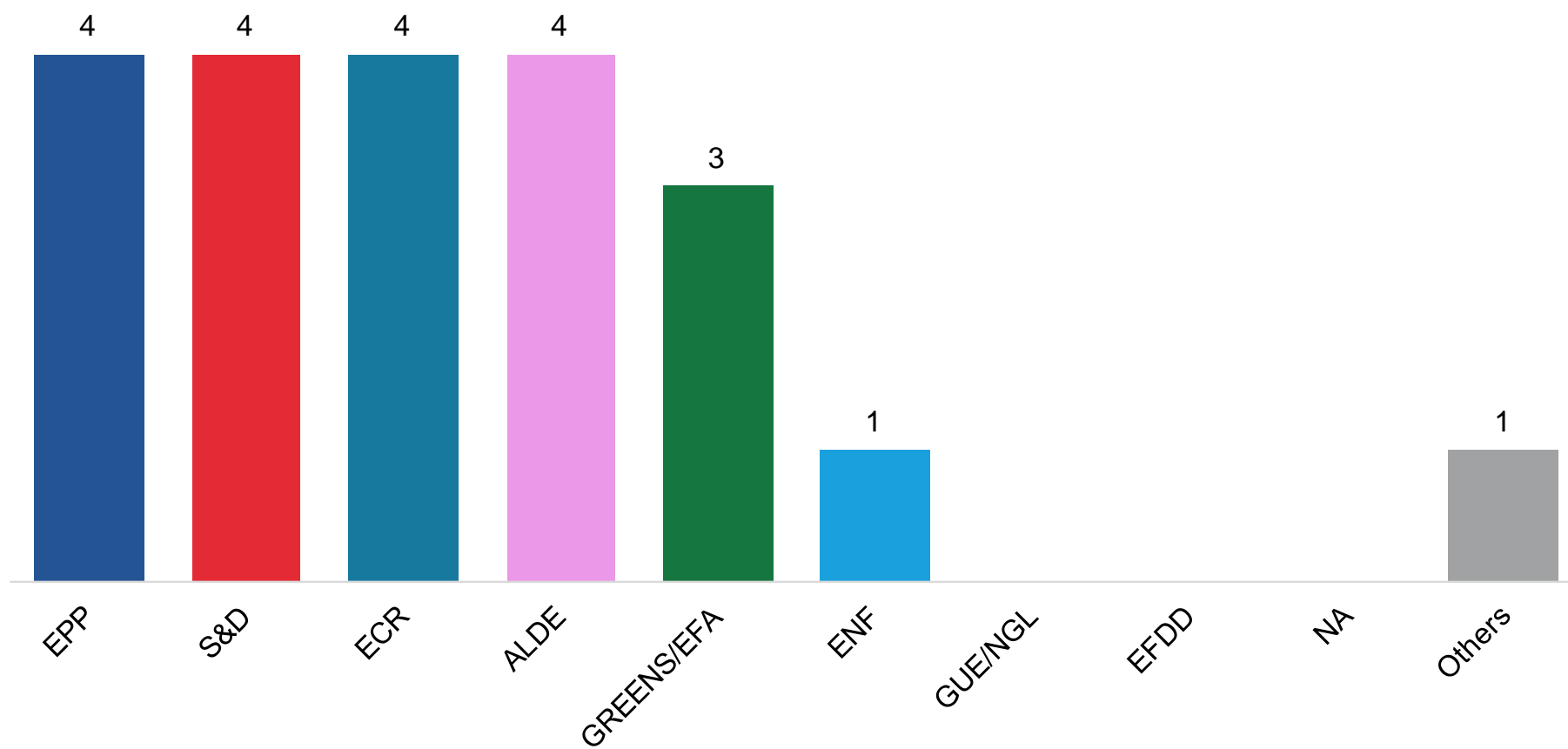
3. Seat projection



BELGIUM

SEATS: 21

06/02/2019



1. Voting intentions

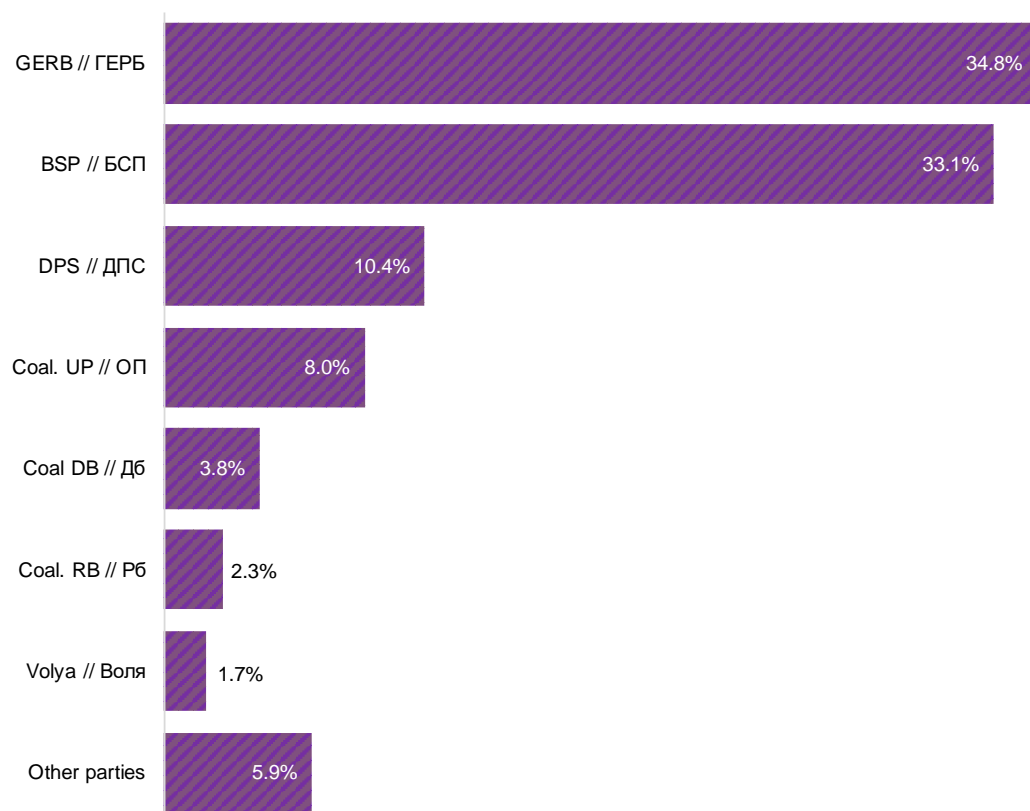


BULGARIA

Voting intentions

06/02/2019


Average of European Elections polls



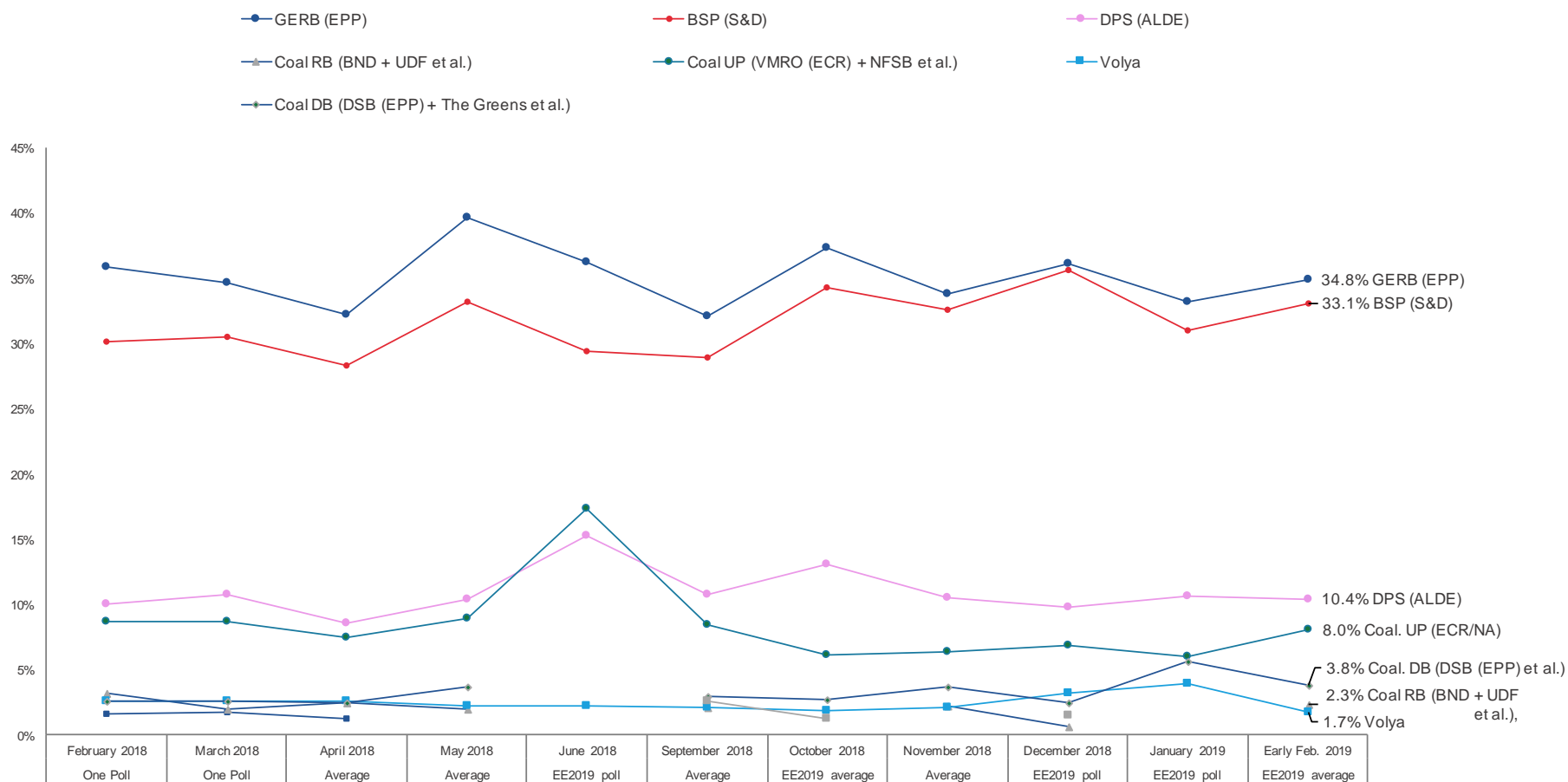
Date	Source
31/01/2019	Market links
23/01/2019	AFIS

Score	Seat projection	Abbreviation	Party/Coalition
34.8%	7	GERB // ГЕРБ	Graždani za evropeisko razvitie na Bulgarija // Граждани за европейско развитие на България
33.1%	6	BSP // БСП	Bulgarska sotsialisticheska partiya // Българска социалистическа партия
10.4%	2	DPS // ДПС	Dvizhenie za prava i svobodi // Движение за права и свободи
8.0%	1	Coal. UP // ОП	Bulgarsko Natsionalno Dvizhenie (VMRO) + Natzionalen Front za Spasenie na Bulgaria (NSFB) + Ataka // Българско Национално Движение + Национален фронт за спасение на България + ПП АТАКА
3.8%	1	Coal DB // ДБ	Demokrati za silna Bălgarija (DSB) // Демократи за силна България + The Greens // Зелените + Yes, Bulgaria! // Да, България!
2.3%	0	Coal. RB // РБ	Coal RB // РБ (BND + UDF et al.)
1.7%	0	Volya // Воля	Volya // Воля
5.9%	0	Other parties	

2. Voting intentions over time



06/02/2019

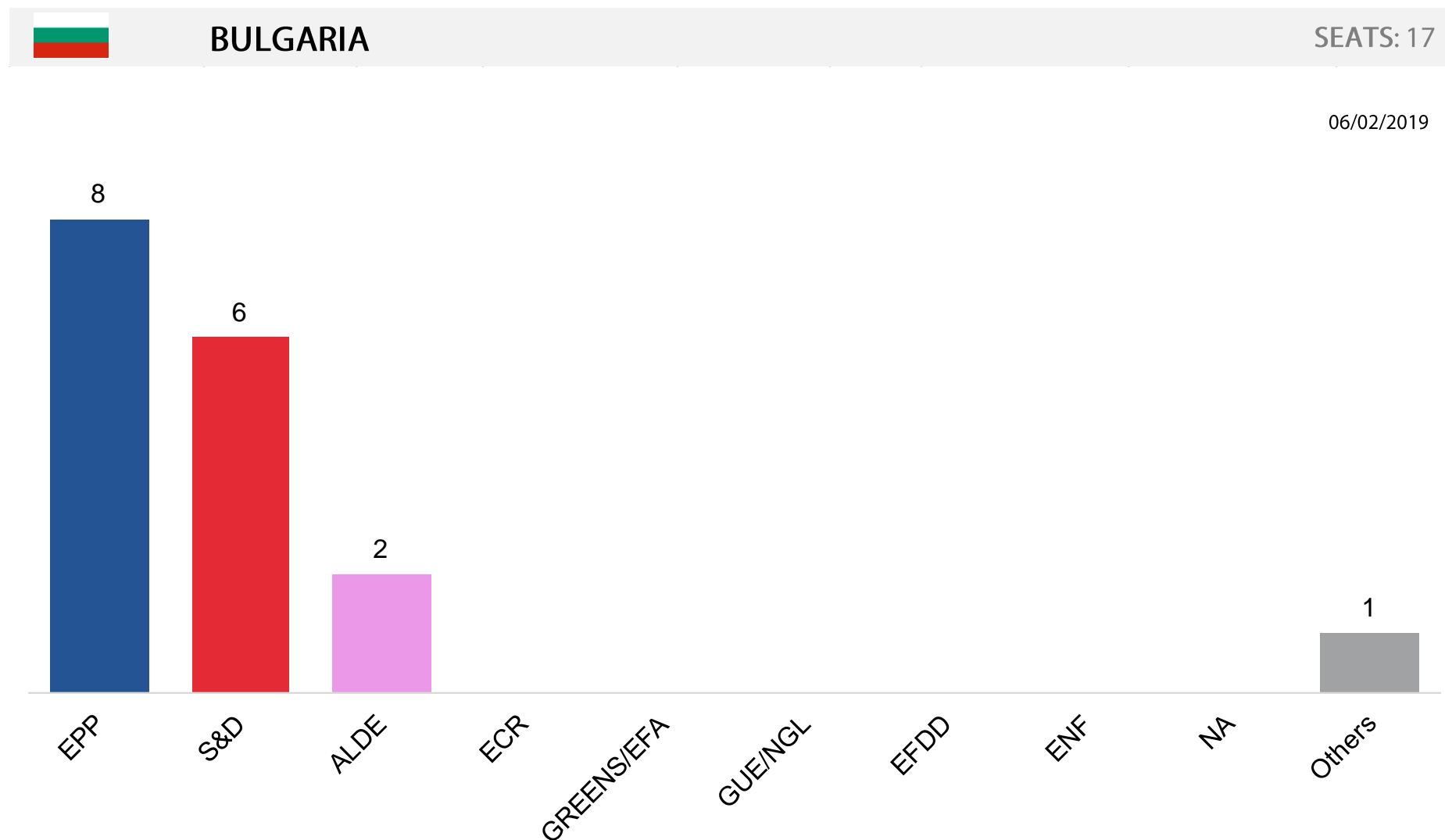


Volya - This party is a member of the Movement for a Europe of Nations and Freedom (MENF) but is not part of the ENF group. They do not currently have any seats in the EP.

Coal. RB – UDF, one of the members of the coalition, is a member of the European People’s party but is not part of the group. They do not currently have any seats in the EP.

Coal. DB – The Greens, one of the parties inside the coalition is a member of the European Green Party but is not a part of the group. They do not currently have any seats in the EP.

3. Seat projection



Coal. DB. – The projection presumes that 55% of the seats attributed to this coalition will go to the EPP, 10% to Greens/EFA and 25% to 20% to “Others”.
 Coal. RB – This projection presumes that 80% of the seats attributed to this coalition will go to the EPP and 20% to “Others”.

1. Voting intentions

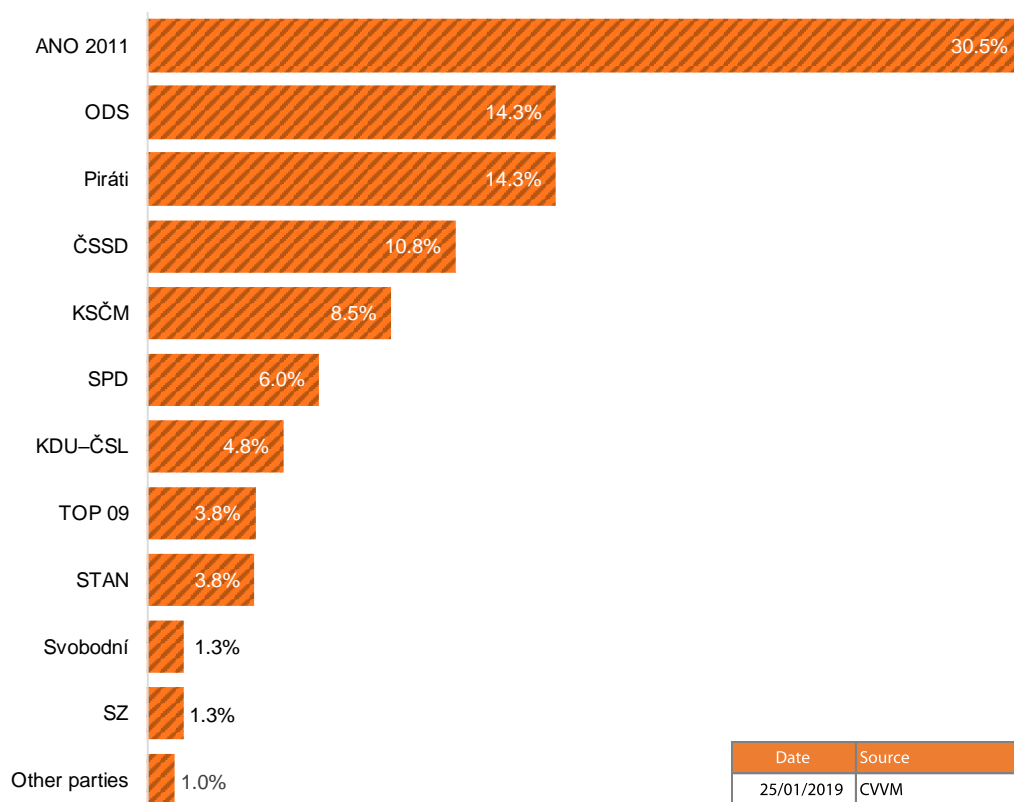


CZECHIA

Voting intentions

06/02/2019

Average of national polls



Date	Source
25/01/2019	CVVM
24/01/2019	Median

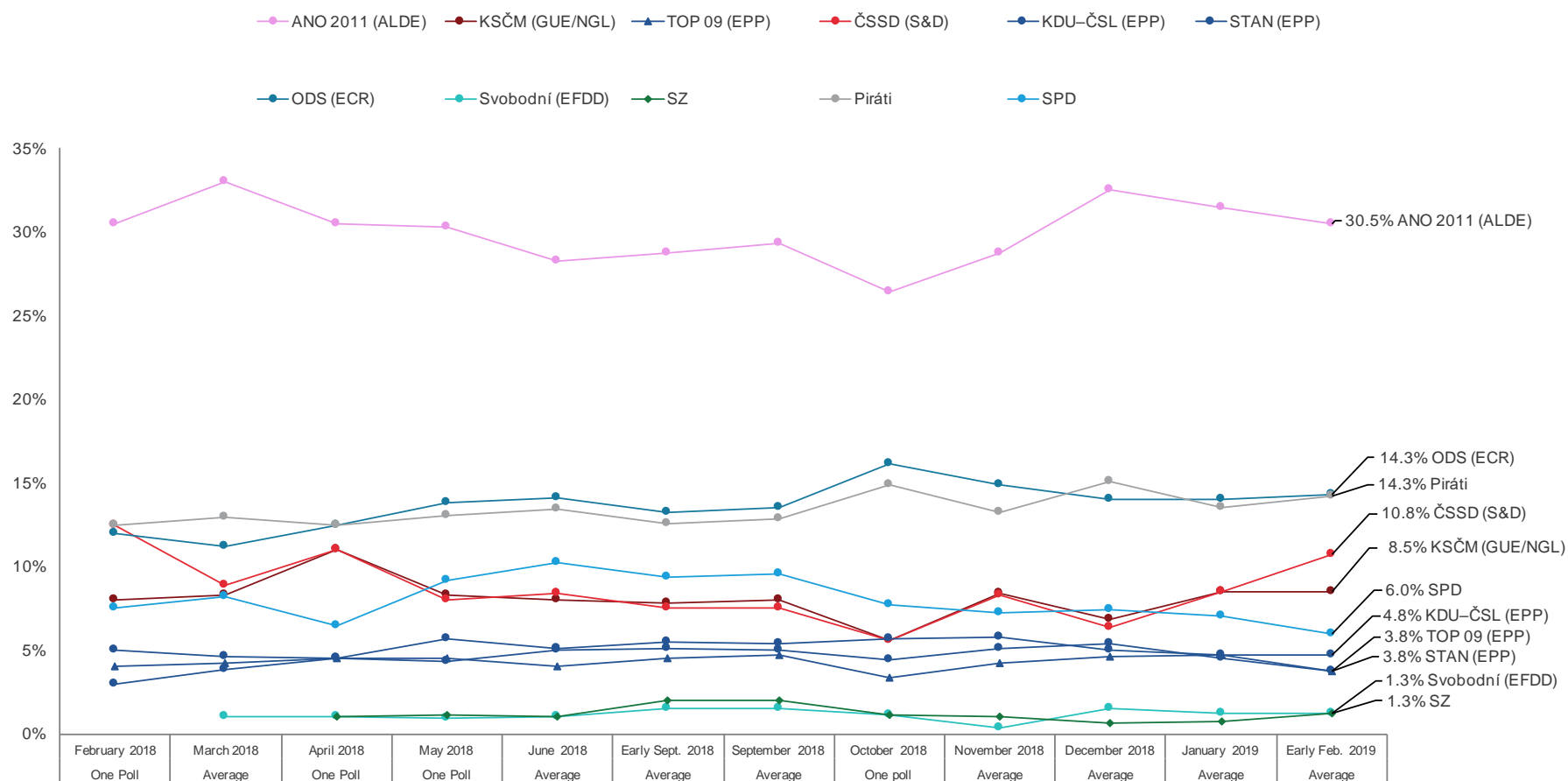
Score	Seat projection	Abbreviation	Party/Coalition
30.5%	8	ANO 2011	Akce nespokojených občanů
14.3%	4	ODS	Občanská demokratická strana
14.3%	3	Piráti	Česká pirátská strana
10.8%	3	ČSSD	Česká strana sociálně demokratická
8.5%	2	KSČM	Komunistická strana Čech a Moravy
6.0%	1	SPD	Svoboda a přímá demokracie - Tomio Okamura
4.8%	0	KDU-ČSL	Křesťanská a demokratická unie – Československá strana lidová
3.8%	0	TOP 09	Tradice odpovědnost prosperita
3.8%	0	STAN	Starostové a nezávislí
1.3%	0	Svobodní	Strana svobodných občanů
1.3%	0	SZ	Strana zelených
1.0%	0	Other parties	

2. Voting intentions over time



CZECHIA

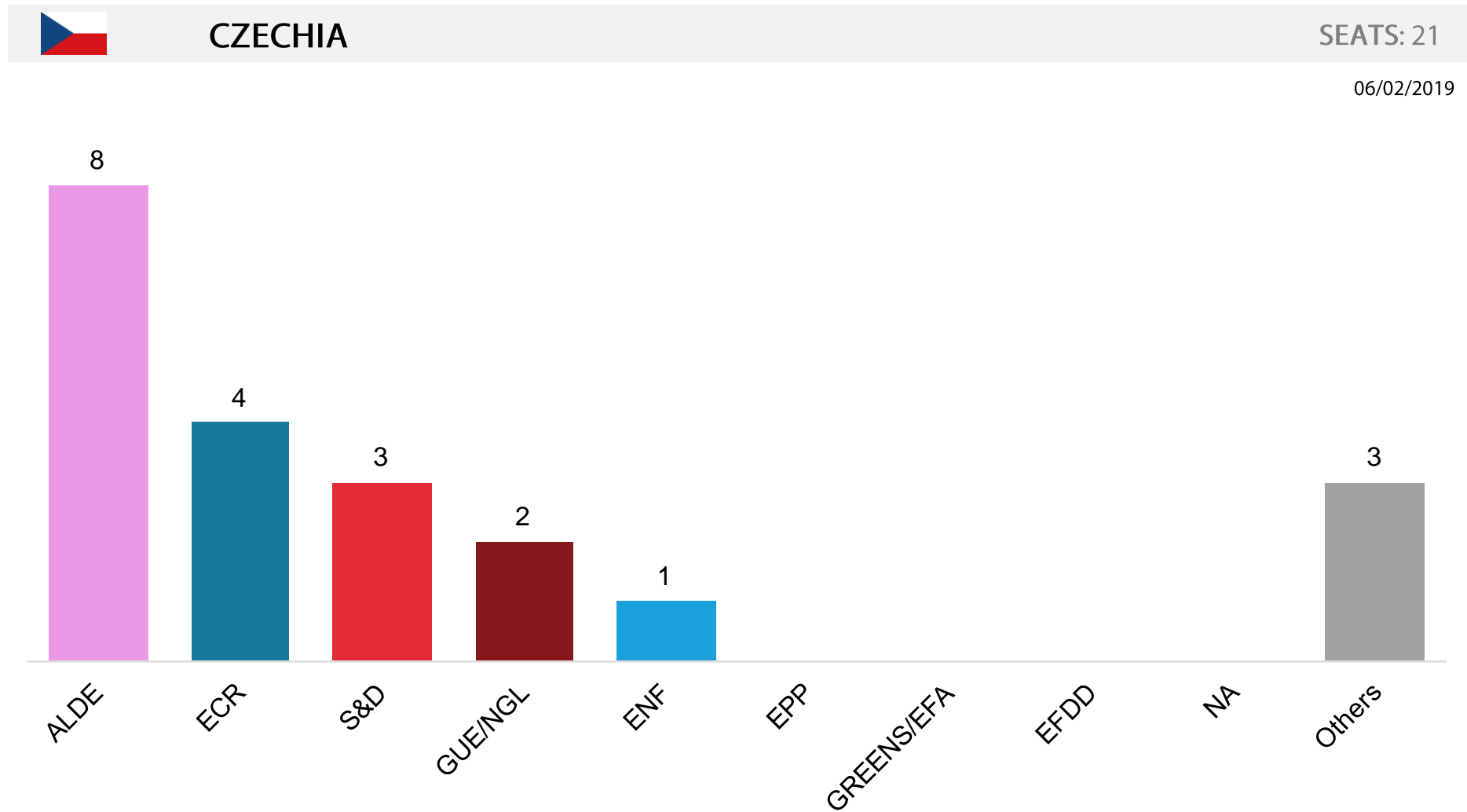
06/02/2019



SPD – This party is a member of the Movement for a Europe of Nations and Freedom (MENF). They do not currently have any seats in the EP.

SZ – This party is a member of the European Green party (EGP) but not part of the Greens/EFA group. They do not currently have any seats in the EP.

3. Seat projection



1. Voting intentions

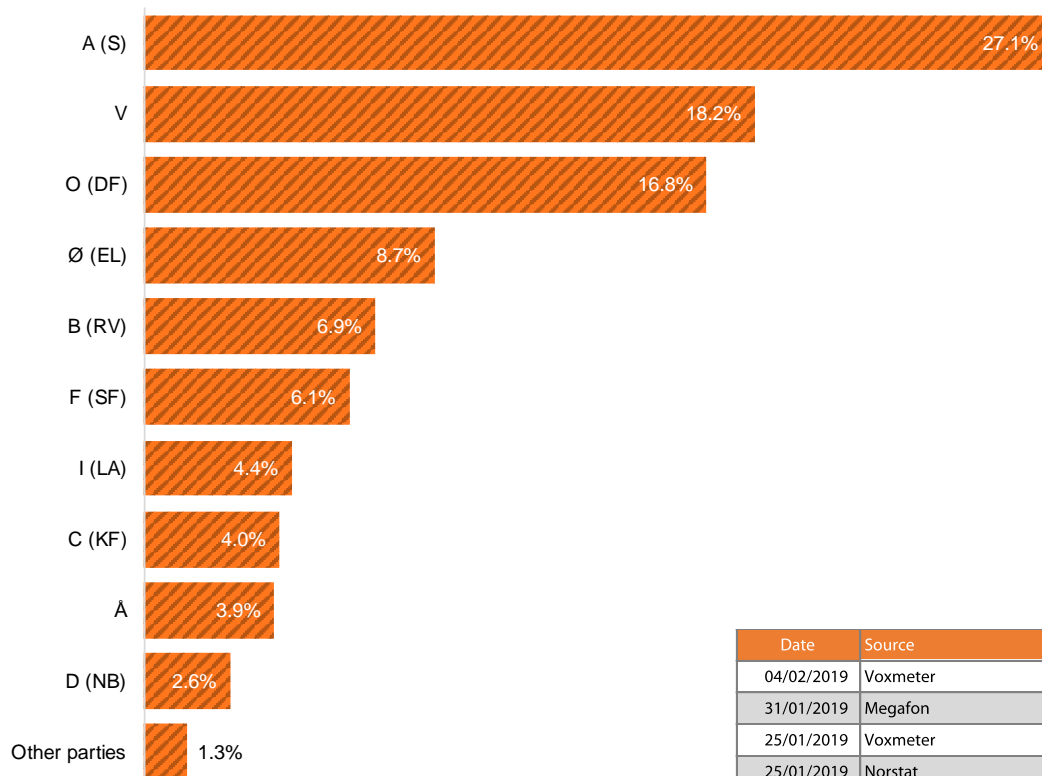


DENMARK

Voting intentions

06/02/2019

Average of national polls



Date	Source
04/02/2019	Voxmeter
31/01/2019	Megafon
25/01/2019	Voxmeter
25/01/2019	Norstat
24/01/2019	Epinion
21/01/2019	Voxmeter

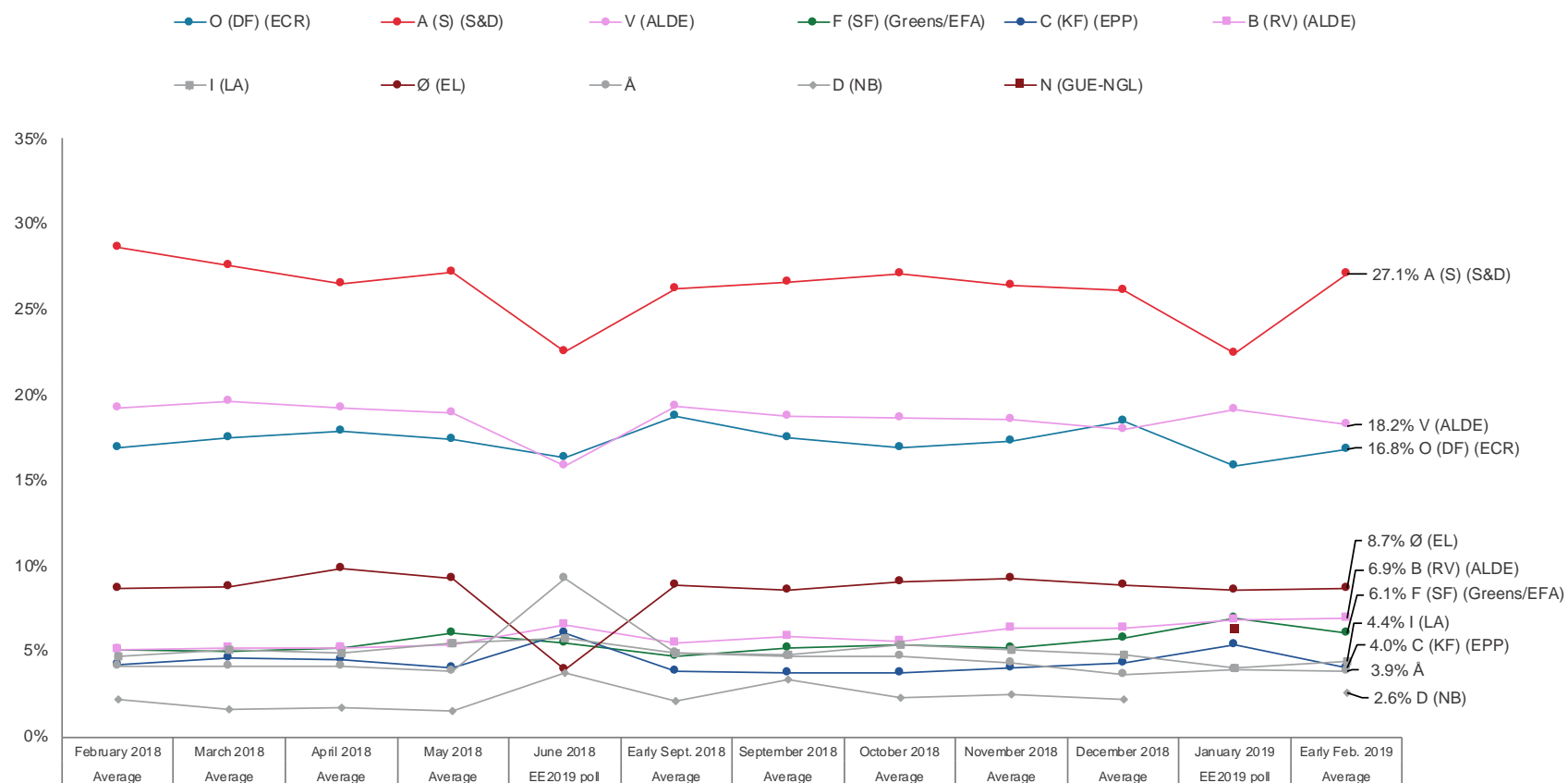
Score	Seat projection	Abbreviation	Party/Coalition
27.1%	5	A (S)	Socialdemokratiet
18.2%	3	V	Venstre, Danmarks liberale parti
16.8%	3	O (DF)	Dansk Folkeparti
8.7%	1	Ø (EL)	Enhedslisten de Rød-Grønne
6.9%	1	B (RV)	Det Radikale Venstre
6.1%	1	F (SF)	Socialistisk Folkeparti
4.4%	0	I (LA)	Liberal Alliance
4.0%	0	C (KF)	Det Konservative Folkeparti
3.9%	0	Å	Alternativet
2.6%	0	D (NB)	Nye Borgerlige
1.3%	0	Other parties	

2. Voting intentions over time



DENMARK

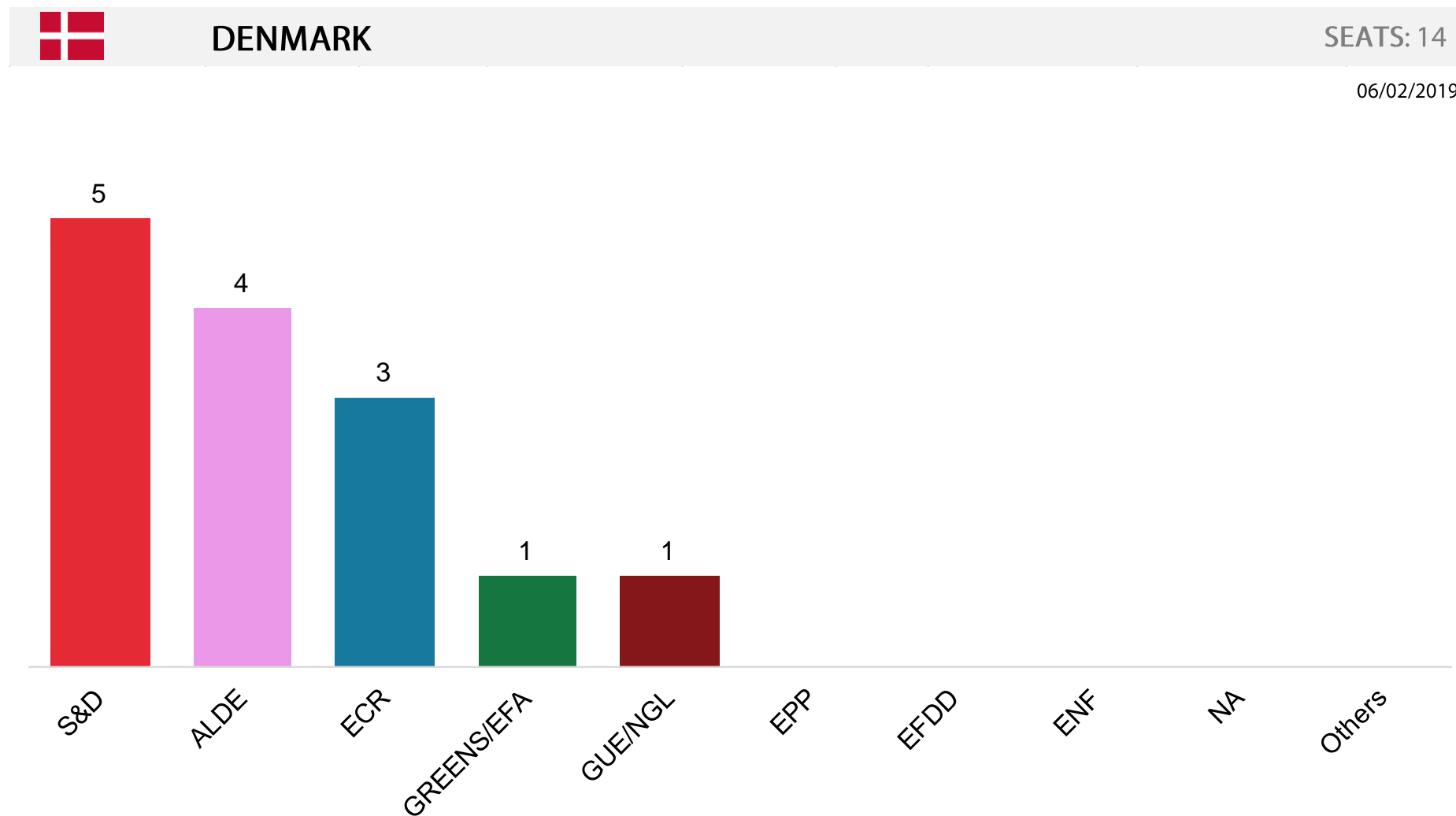
06/02/2019



Ø (EL) – This party is a member of the party of the European Left (EL) but not part of the GUE-NGL group. They do not currently have any seats in the EP.

.N – This party is only polled in voting intentions for the European elections.

3. Seat projection



06/02/2019

1. Voting intentions

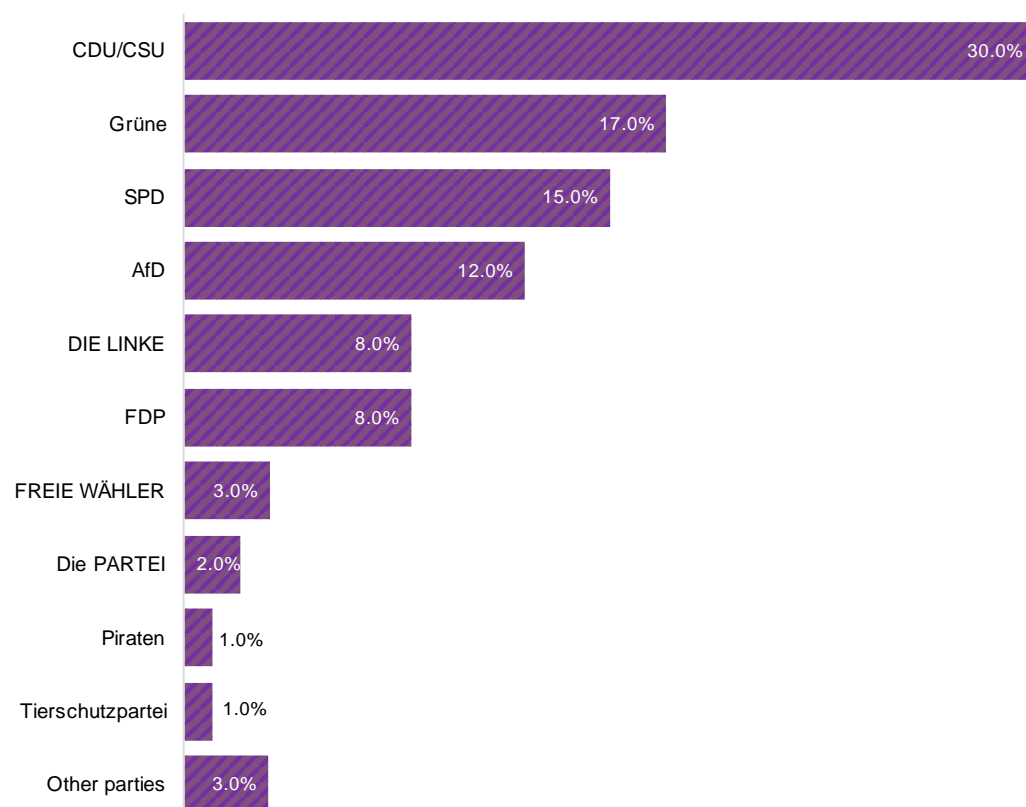


GERMANY

Voting intentions

06/02/2019

European Elections poll



Date	Source
01/02/2019	INSA

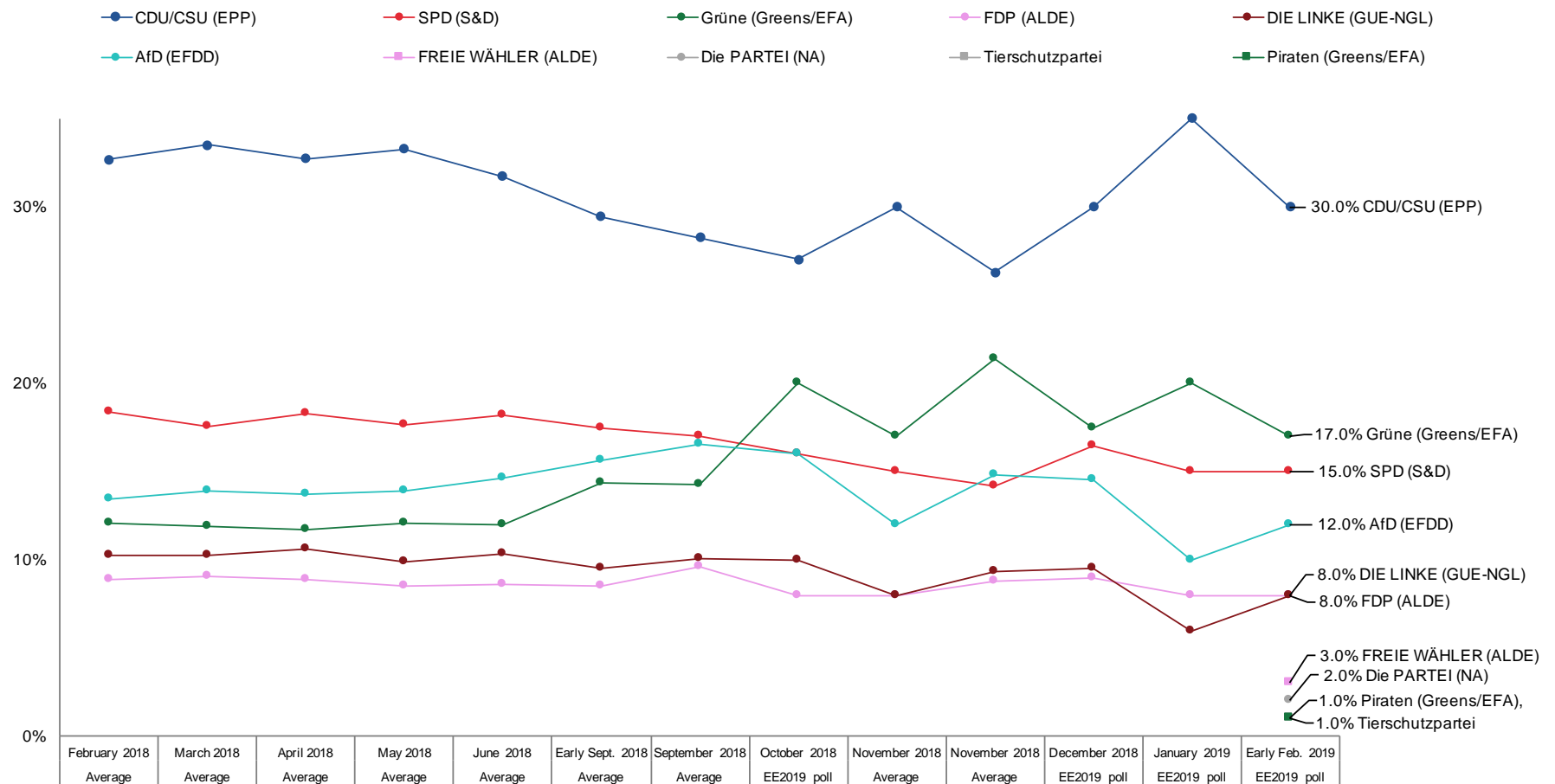
Score	Seat projection	Abbreviation	Party/Coalition
30.0%	29	CDU/CSU	Christlich Demokratische Union + Christlich Soziale Union
17.0%	17	Grüne	Bündnis 90/Die Grünen
15.0%	15	SPD	Sozialdemokratische Partei Deutschlands
12.0%	12	AfD	Alternative für Deutschland
8.0%	8	DIE LINKE	Linkspartei
8.0%	8	FDP	Freie Demokraten
3.0%	3	FREIE WÄHLER	FREIE WÄHLER
2.0%	2	Die PARTEI	Die PARTEI
1.0%	1	Piraten	Piratenpartei
1.0%	1	Tierschutzpartei	Tierschutzpartei
3.0%	0	Other parties	

2. Voting intentions over time

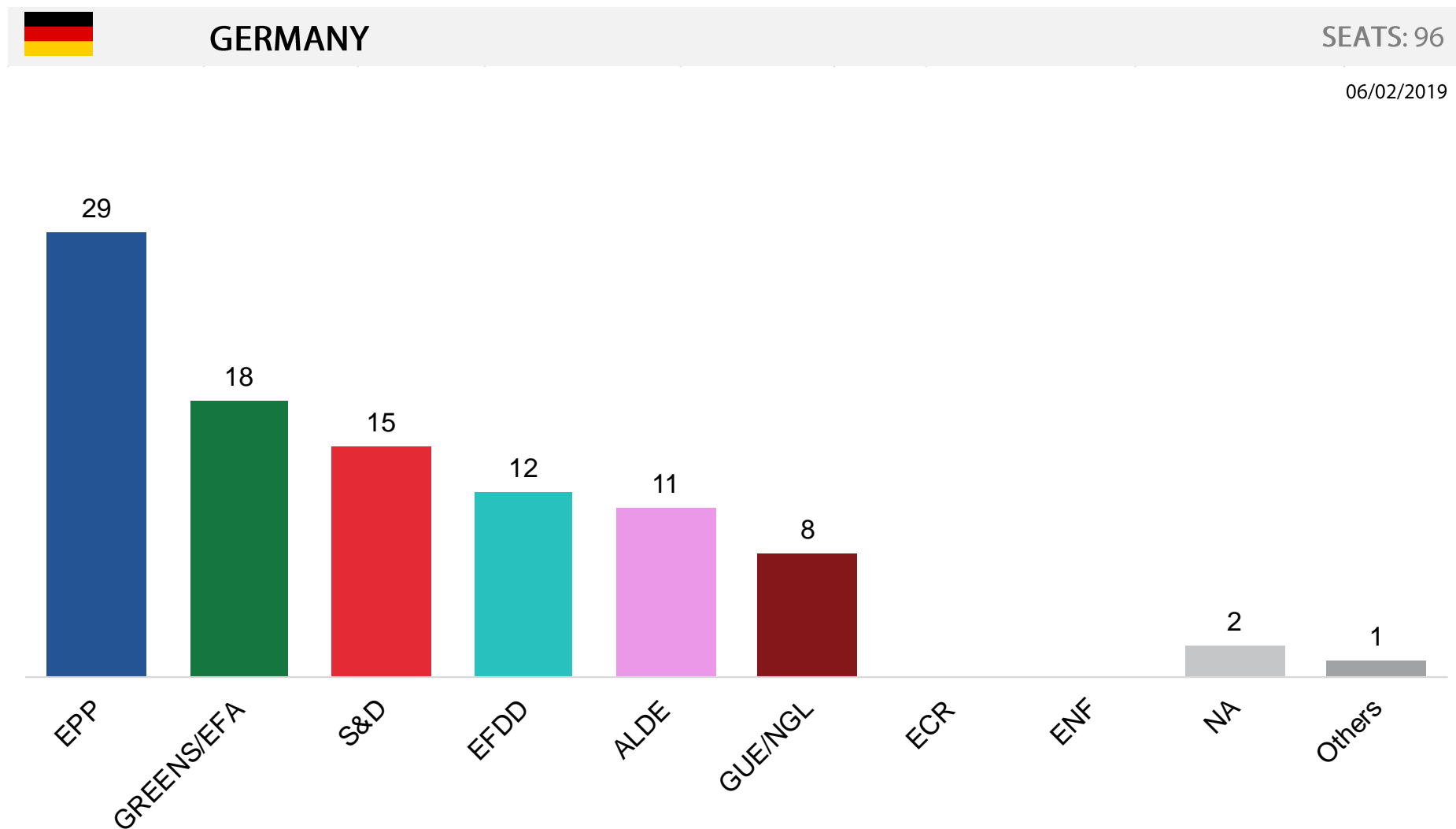


GERMANY

06/02/2019



3. Seat projection



1. Voting intentions

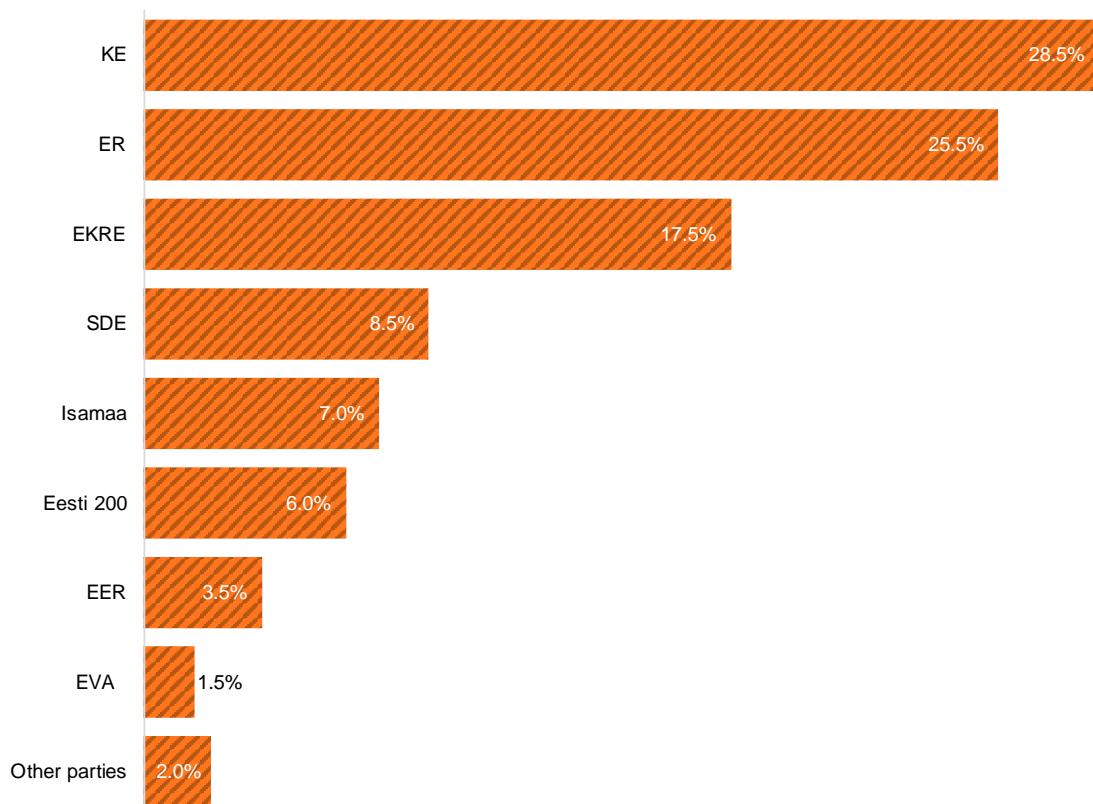


ESTONIA

Voting intentions

06/02/2019

Average of national polls



Date	Source
31/01/2019	Kantar Emor
30/01/2019	Turu-uuringud AS

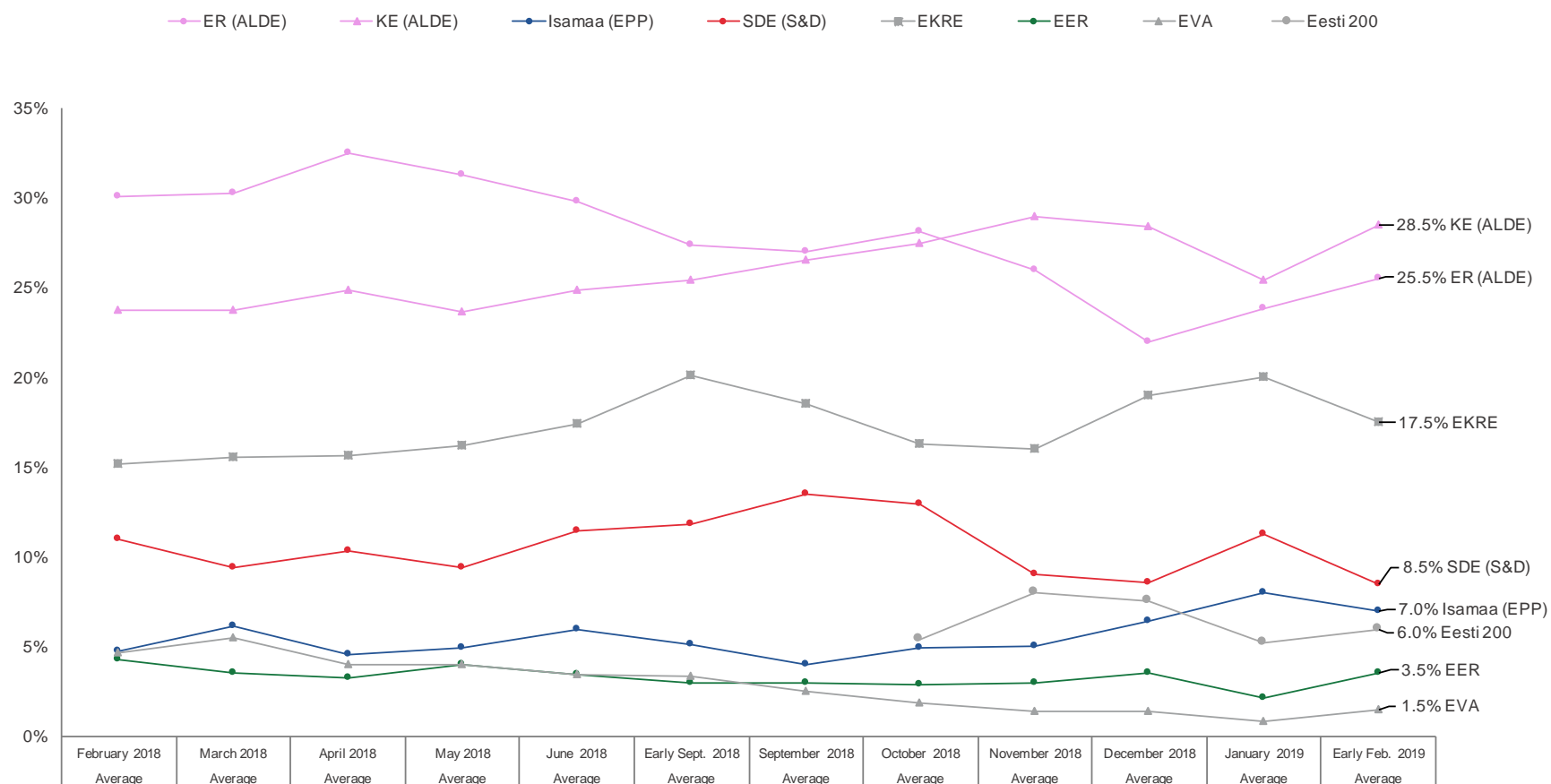
Score	Seat projection	Abbreviation	Party/Coalition
28.5%	3	KE	Eesti Keskerakond
25.5%	2	ER	Eesti Reformierakond
17.5%	2	EKRE	Eesti Konservatiivne Rahvaerakond
8.5%	0	SDE	Sotsiaaldemokraatlik Erakond
7.0%	0	Isamaa	Erakond ISAMAA
6.0%	0	Eesti 200	Eesti 200
3.5%	0	EER	Erakond Eestimaa Rohelised
1.5%	0	EVA	Eesti Vabaerakond
2.0%	0	Other parties	

2. Voting intentions over time



ESTONIA

06/02/2019



EER – This party is a member of the European Green Party (EGP) but not part of the Greens/EFA group. They do not currently have any seats in the EP.


3. Seat projection



ESTONIA

SEATS: 7

06/02/2019



1. Voting intentions

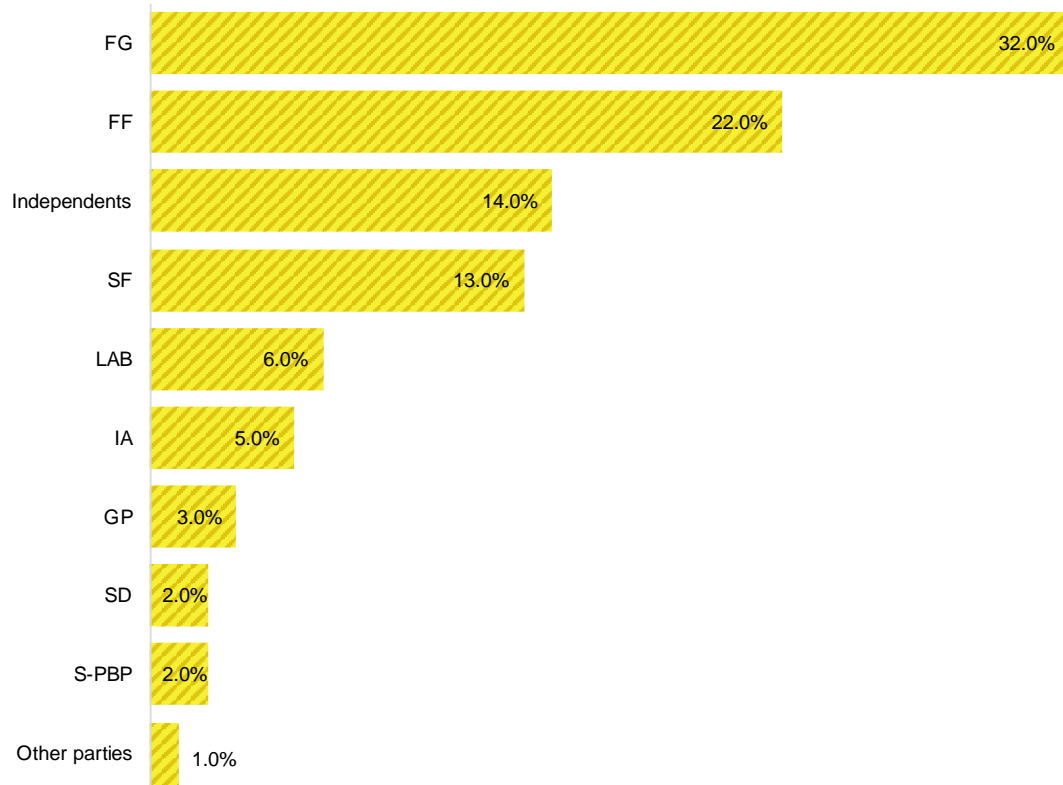


IRELAND

Voting intentions

06/02/2019

Single national poll



Date	Source
27/01/2019	Red C

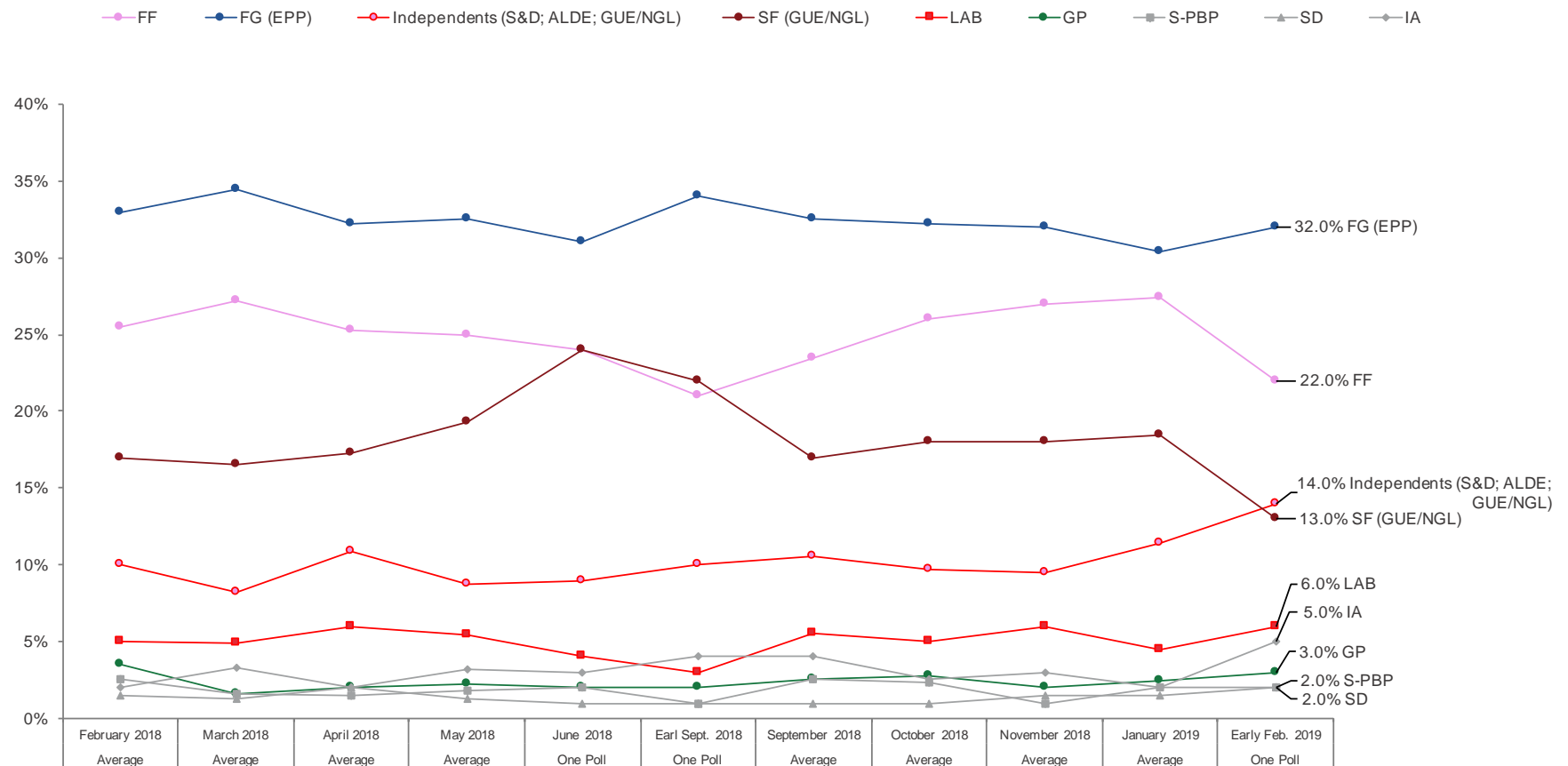
Score	Seat projection	Abbreviation	Party/Coalition
32.0%	4	FG	Fine Gael
22.0%	3	FF	Fianna Fail
14.0%	2	Independents	Independents
13.0%	2	SF	Sinn Fein
6.0%	1	LAB	Labour Party
5.0%	1	IA	Independent Alliance
3.0%	0	GP	Green Party
2.0%	0	SD	Social Democrats
2.0%	0	S-PBP	Solidarity - People Before Profit
1.0%	0	Other parties	

2. Voting intentions over time



IRELAND

06/02/2019




LAB – This party is a member of the Party of European Socialists (PES). They do not currently have any seats in the EP.

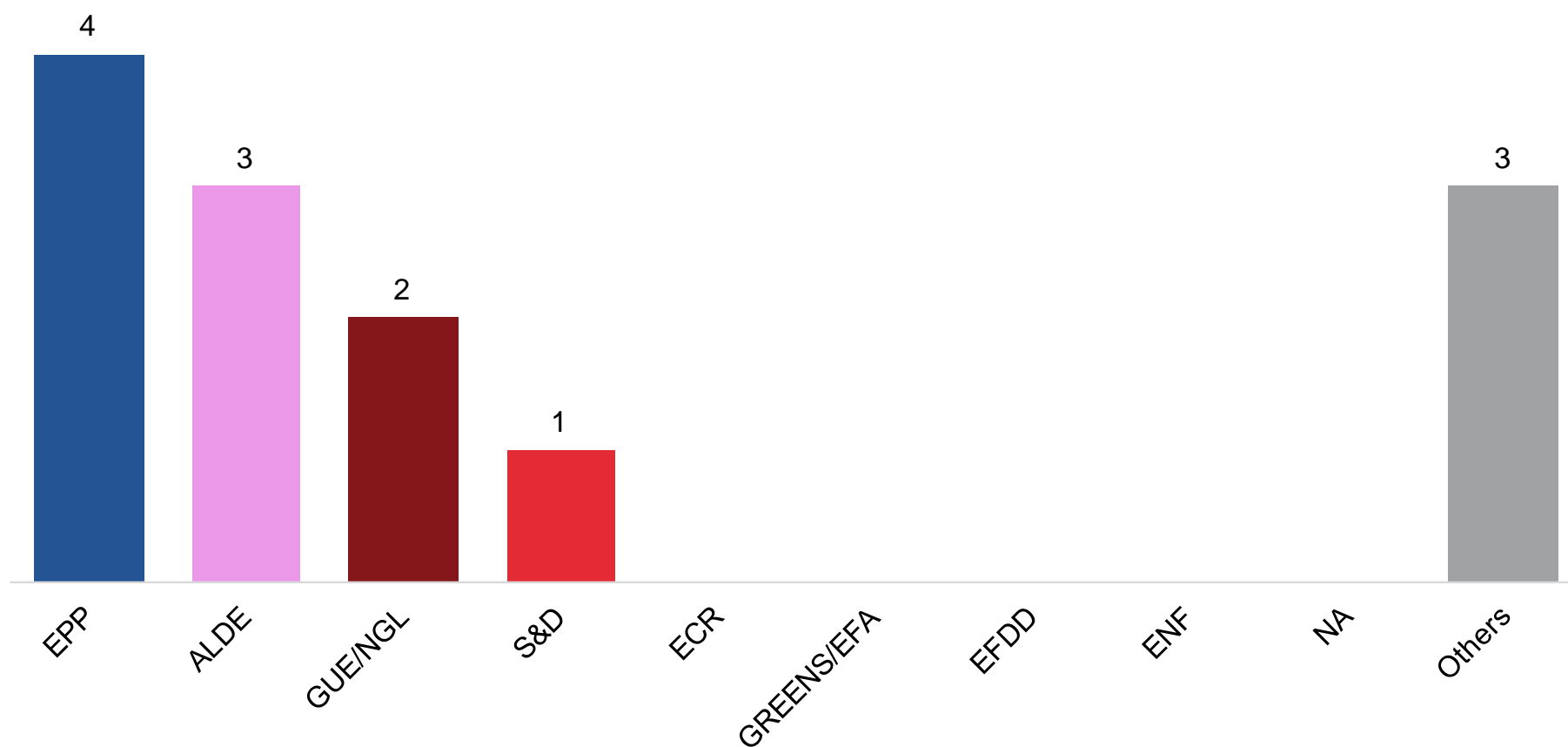
GP – This party is a member of the European Green Party (EGP). They do not currently have any seats in the EP.

FF is still a member of the ALDE party but their only Member in the EP has left the group and joined ECR

3. Seat projection



06/02/2019



1. Voting intentions

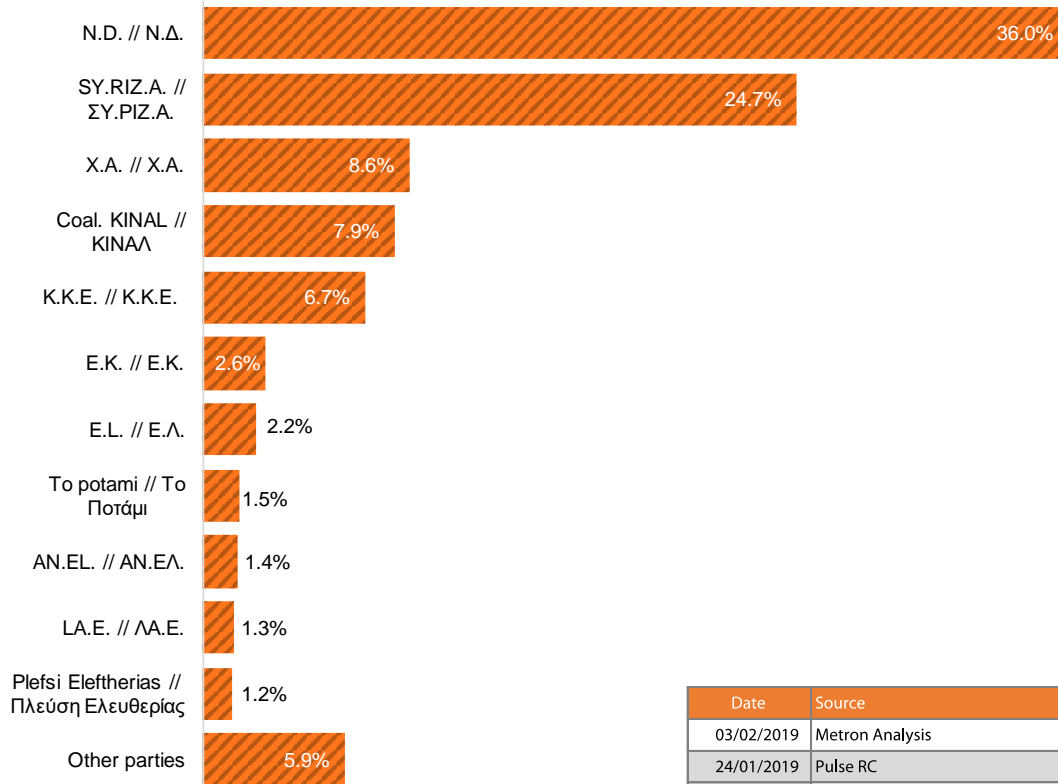


GREECE

Voting intentions

06/02/2019

Average of national polls



Date	Source
03/02/2019	Metron Analysis
24/01/2019	Pulse RC
24/01/2019	Rass

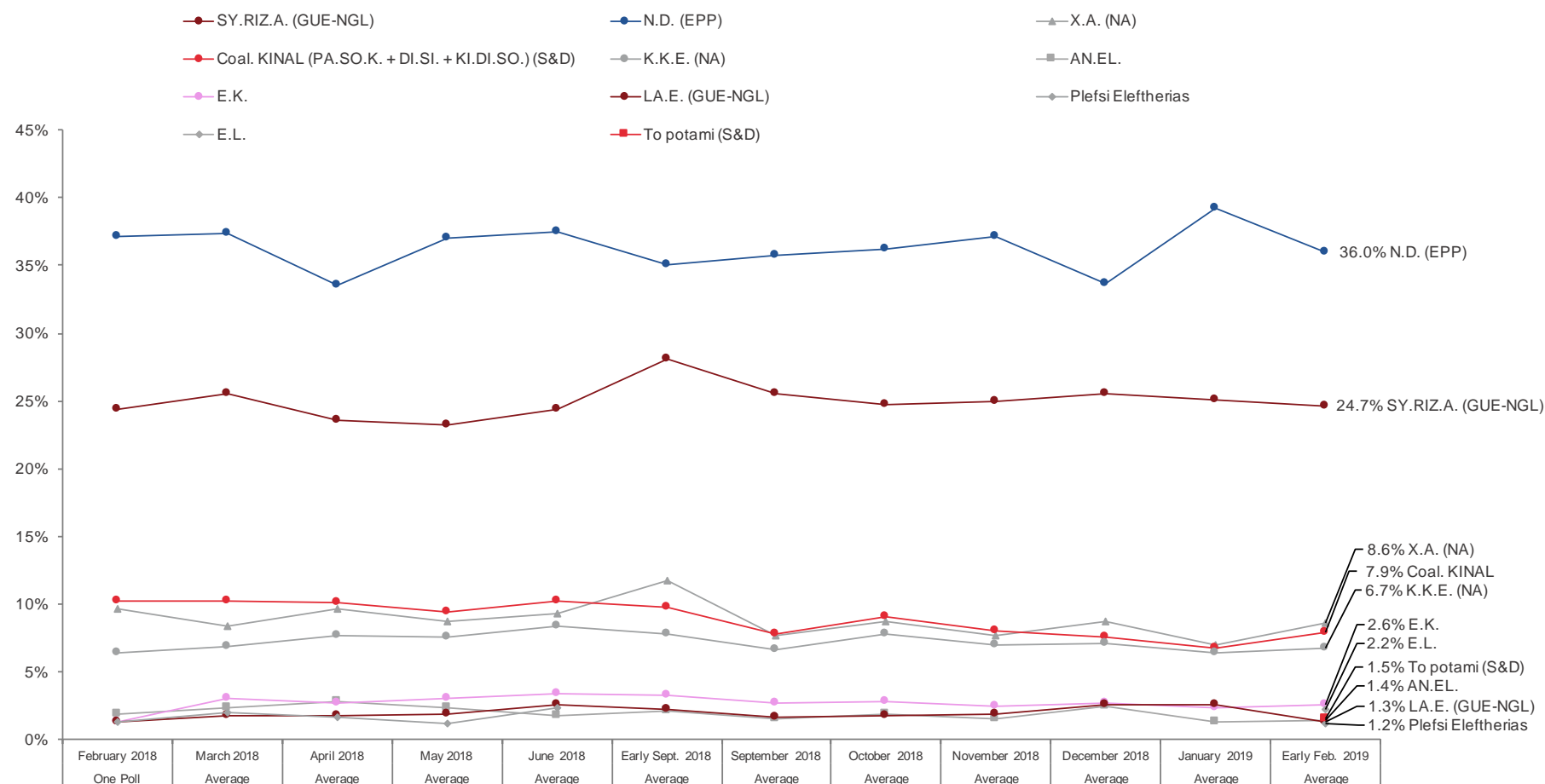
Score	Seat projection	Abbreviation	Party/Coalition
36.0%	9	N.D. // N.Δ.	Nea Dimokratia // Νέα Δημοκρατία
24.7%	6	SY.RIZ.A. // ΣΥ.ΡΙΖ.Α.	Synaspismos Rizospastikis Aristeras // Συνασπισμός Ριζοσπαστικής Αριστεράς
8.6%	2	X.A. // Χ.Α.	Chrysi Avgi // Χρυσή Αυγή
7.9%	2	Coal. KINAL // ΚΙΝΑΛ	Kinima Allagis: Panellinio Sosialistiko Kinima // Πανελλήνιο Σοσιαλιστικό Κίνημα + Dimokratiki Aristera // Δημοκρατική Αριστερά + et. al.
6.7%	2	K.K.E. // Κ.Κ.Ε.	Kommounistikó Kómma Elládas // Κομμουνιστικό Κόμμα Ελλάδας
2.6%	0	E.K. // Ε.Κ.	Enosi Kentroon // Ένωση Κεντρώων
2.2%	0	E.L. // Ε.Λ.	Greek solution // Ελληνική Λύση
1.5%	0	To potami // Το Ποτάμι	To potami // Το Ποτάμι
1.4%	0	AN.EL. // ΑΝ.ΕΛ.	Anexartitoi Ellines // Ανεξάρτητοι Έλληνες
1.3%	0	LA.E. // ΛΑ.Ε.	Laiiki Enótita // Λαϊκή Ενότητα
1.2%	0	Plefsi Eleftherias // Πλεύση Ελευθερίας	Plefsi Eleftherias // Πλεύση Ελευθερίας
5.9%	0	Other parties	

2. Voting intentions over time



GREECE

06/02/2019



EK - This party is a member of the European Democratic party but not part of the ALDE group. They do not currently have any seats in the EP.
A split within ANEL has led to the creation of a new party: "The Alternative Road". Their only MEP has joined this party and remains in ECR.

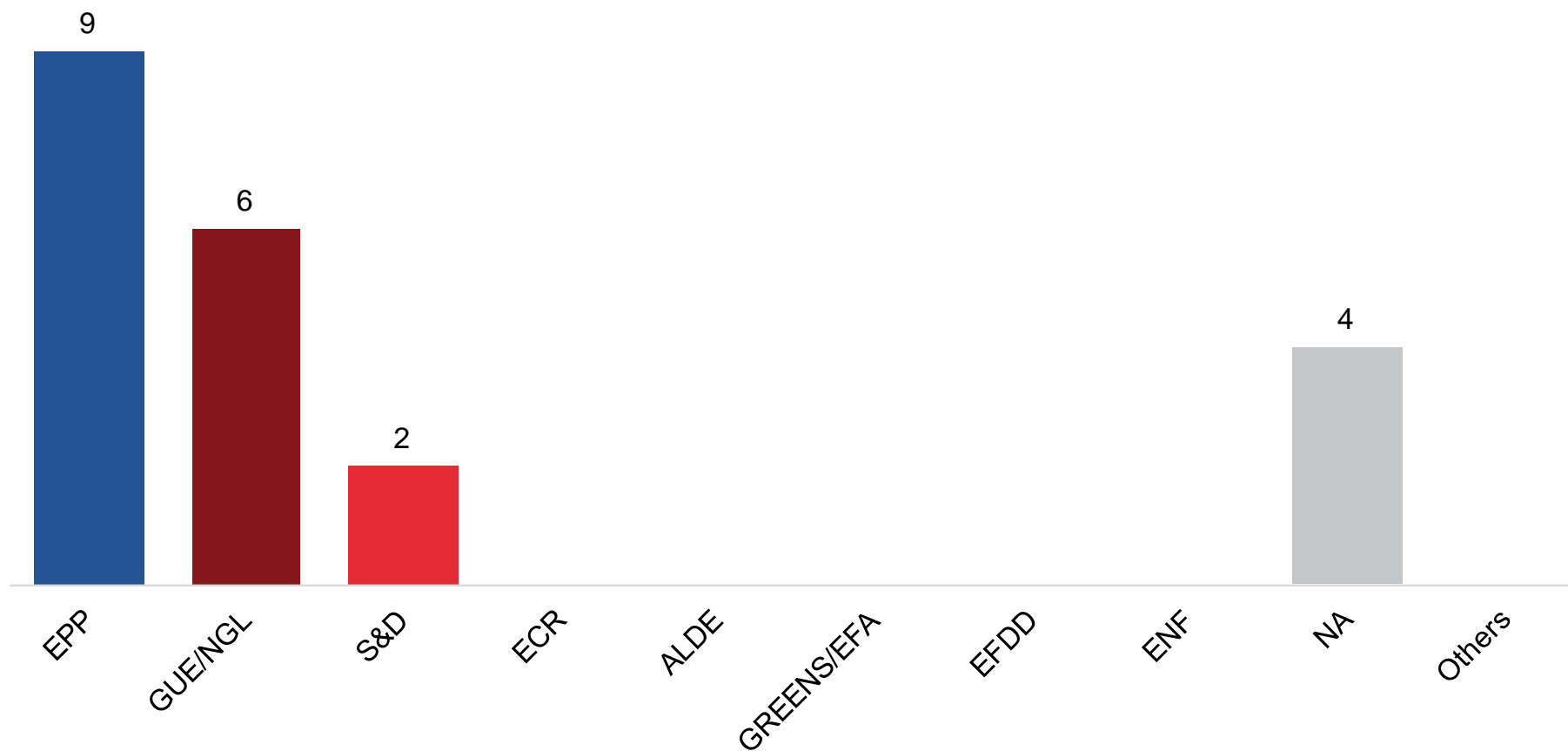
3. Seat projection



GREECE

SEATS: 21

06/02/2019



1. Voting intentions

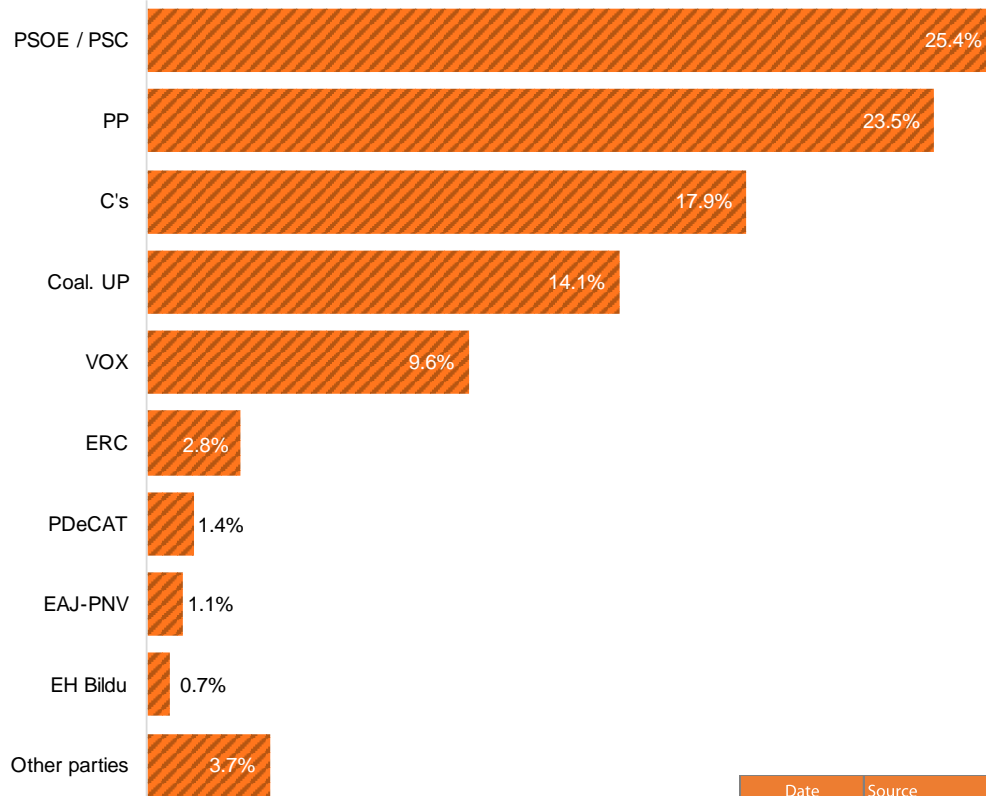


SPAIN

Voting intentions

Average of national polls

06/02/2019



Date	Source
28/01/2019	NC Report
28/01/2019	GAD3

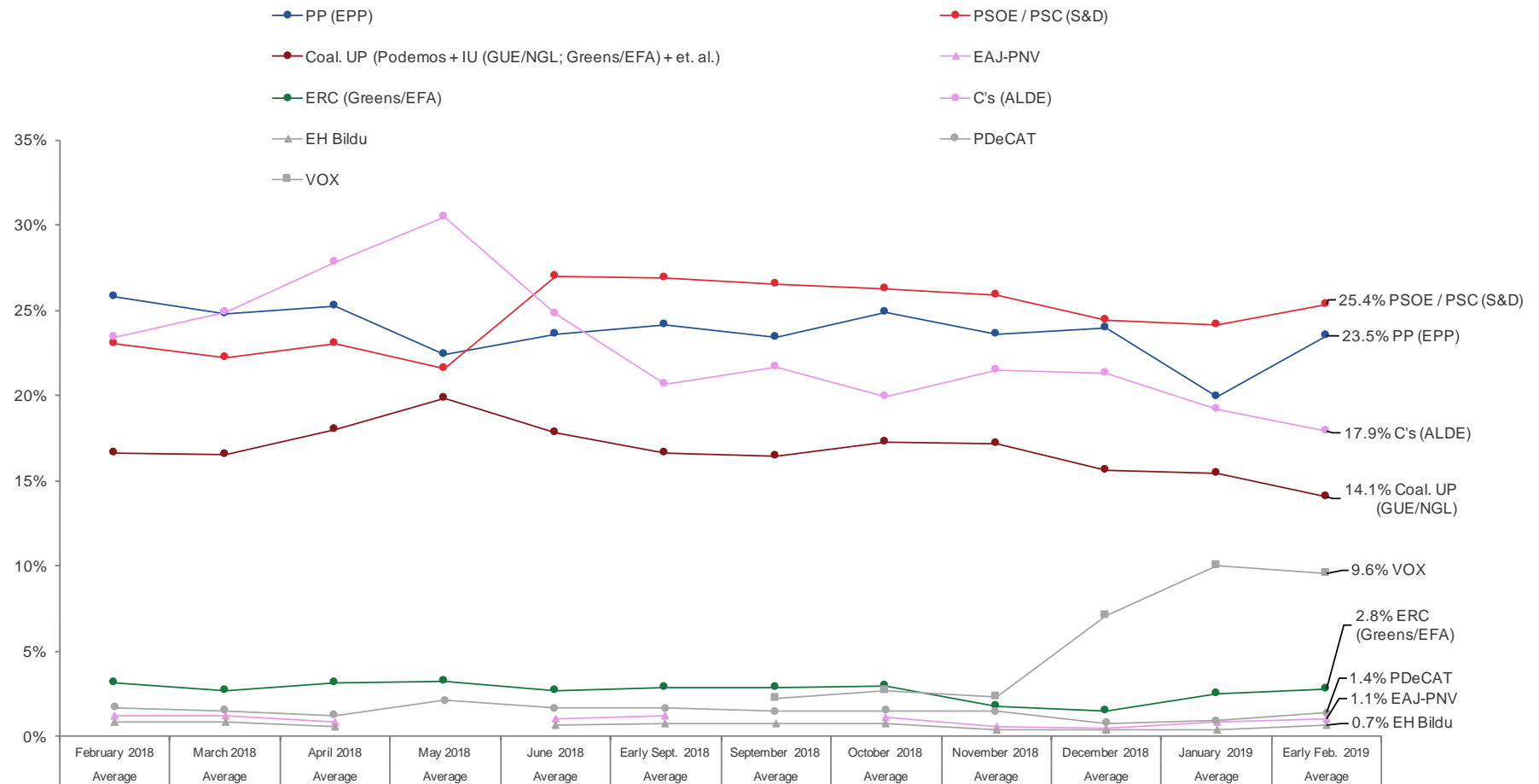
Score	Seat projection	Abbreviation	Party/Coalition
25.4%	16	PSOE / PSC	Partido Socialista Obrero Español / Partit dels Socialistes de Catalunya
23.5%	15	PP	Partido Popular
17.9%	12	C's	Ciudadanos
14.1%	9	Coal. UP	PODEMOS + Izquierda Unida (UP/IU) + EQUO + et. al.
9.6%	6	VOX	VOX
2.8%	1	ERC	Esquerra Republicana de Catalunya
1.4%	0	PDeCAT	Partit Demòcrata Europeu Català
1.1%	0	EAJ-PNV	Euzko Alderdi Jeltzalea // Partido Nacionalista Vasco
0.7%	0	EH Bildu	Euskal Herria Bildu
3.7%	0	Other parties	

2. Voting intentions over time



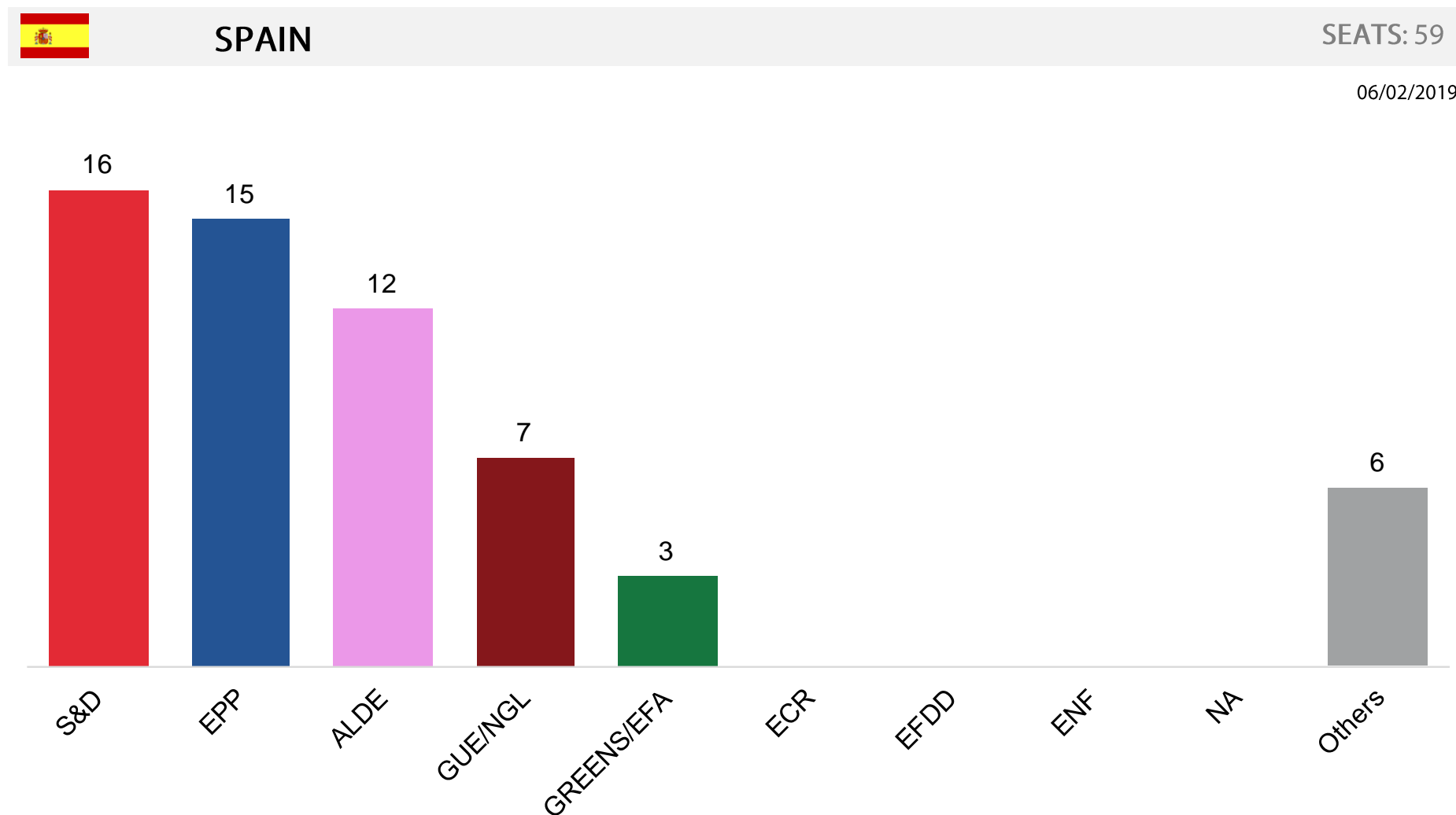
SPAIN

06/02/2019



EH Bildu – This party is no longer a part of the GUE-NGL. Their only MEP left the EP on 28/02/2018.

3. Seat projection



Coal. UP - The projection presumes that 80% of the attributed to this coalition will go to GUE/NGL and 20% to Greens-EFA.

1. Voting intentions

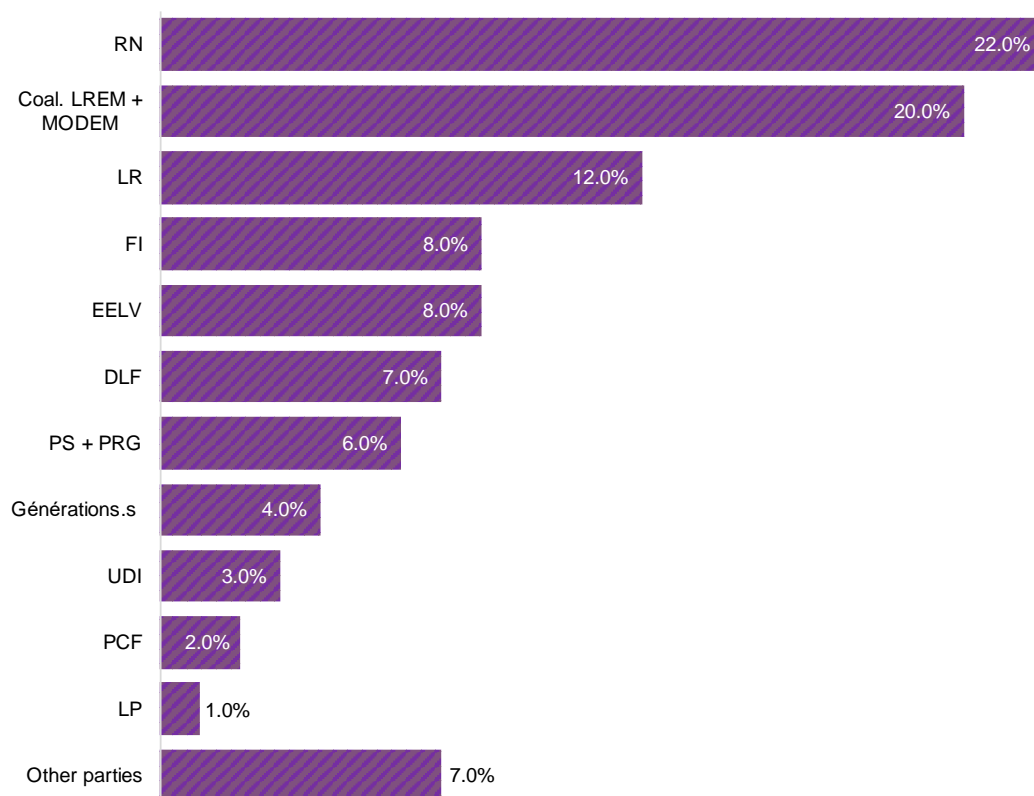


FRANCE

Voting intentions

06/02/2019

European Election poll

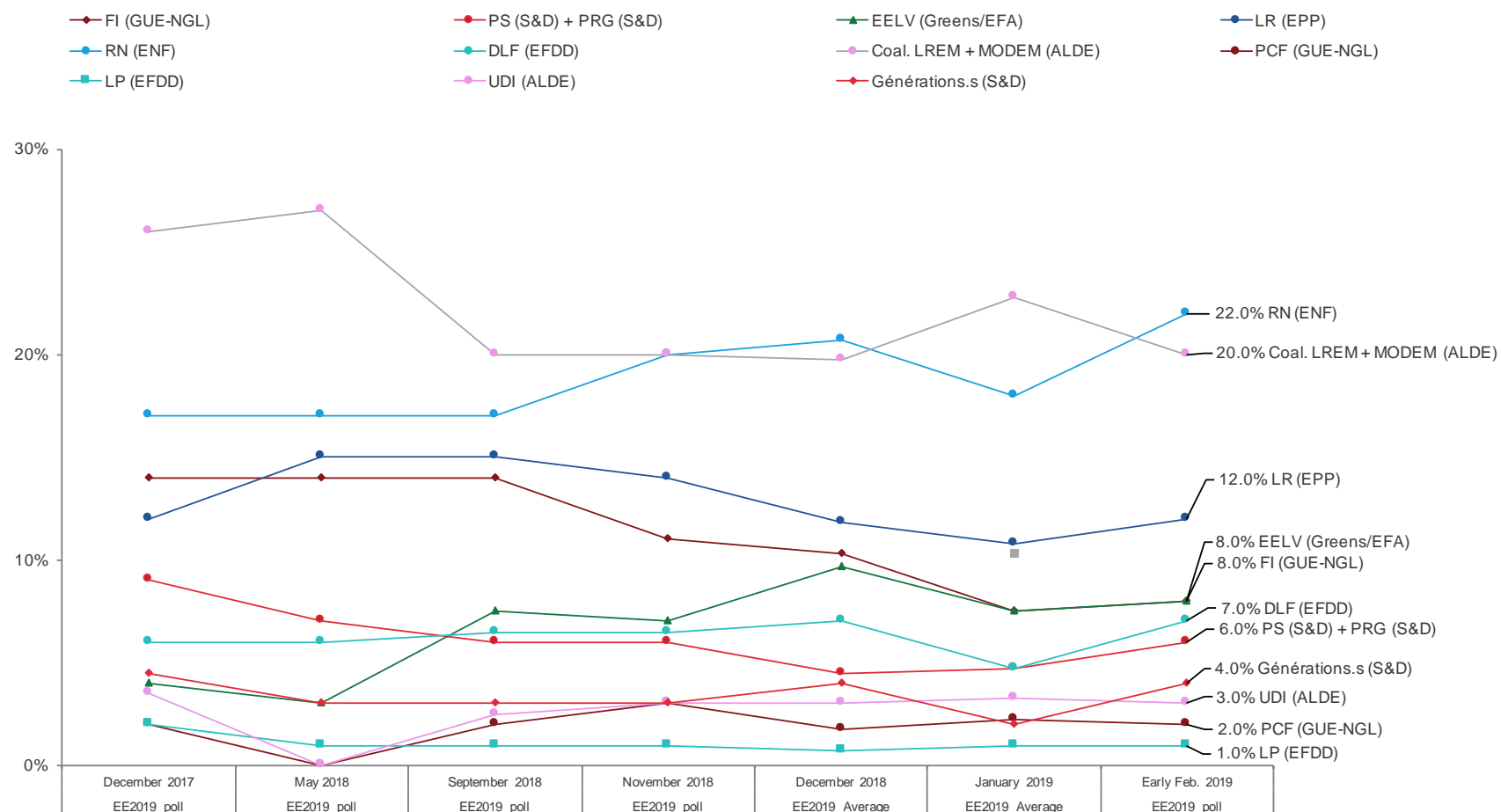


Date	Source
04/02/2019	Opinionway

Score	Seat projection	Abbreviation	Party/Coalition
22.0%	21	RN	Rassemblement national
20.0%	20	Coal. LREM + MODEM	La République En Marche + Mouvement Démocrate
12.0%	11	LR	Les Républicains
8.0%	8	FI	La France Insoumise
8.0%	7	EELV	Europe Ecologie Les Verts
7.0%	7	DLF	Debout la France
6.0%	5	PS + PRG	Parti Socialiste + Parti Radical de Gauche
4.0%	0	Génération.s	Génération.s
3.0%	0	UDI	Union des Démocrates et Indépendants
2.0%	0	PCF	Parti Communiste Français
1.0%	0	LP	Les Patriotes
7.0%	0	Other parties	

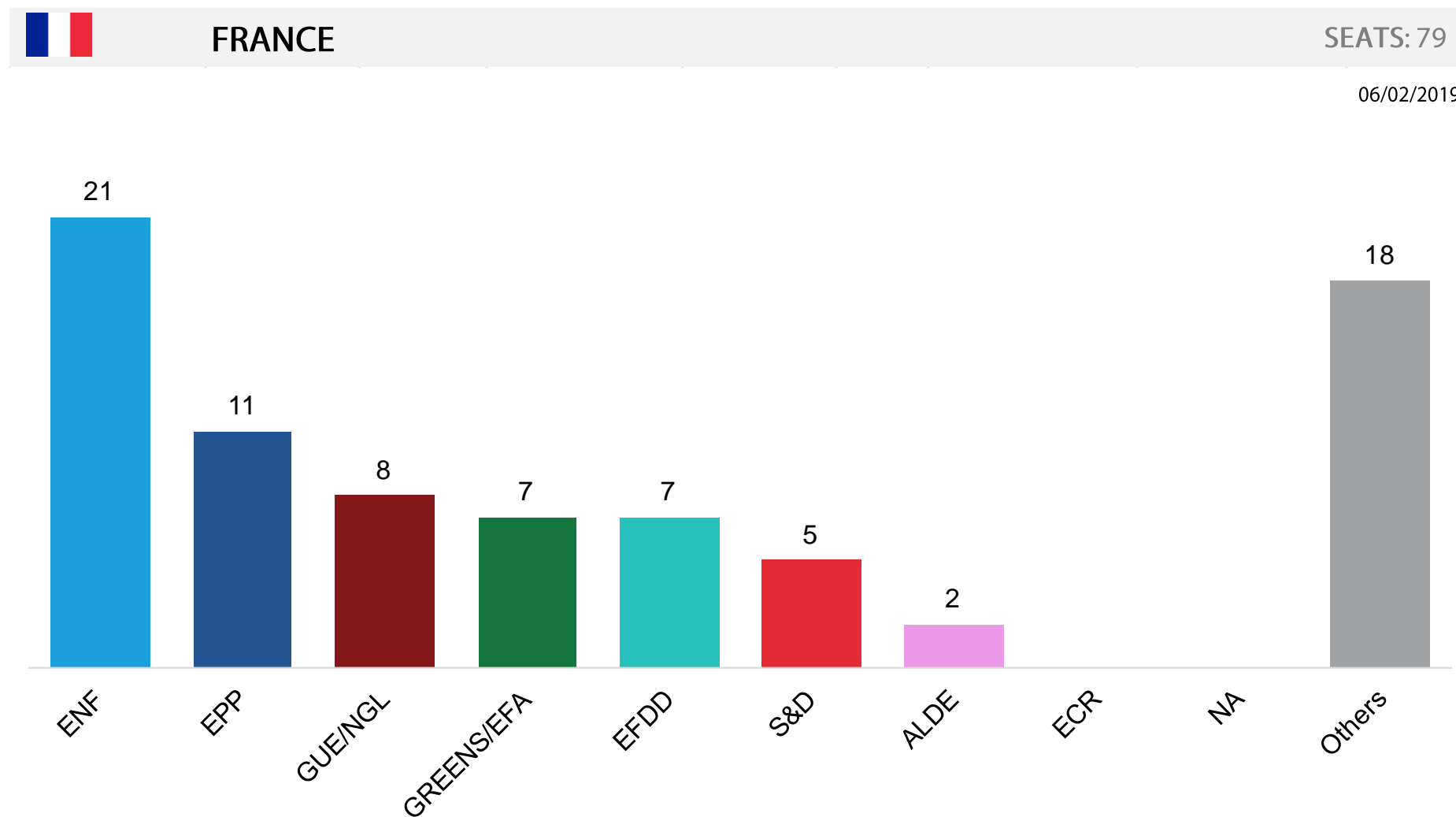
2. Voting intentions over time

06/02/2019



Gilets jaunes – On 23 January 2019, some individuals involved in the movement announced that they will form a list, and the movement now features in some voting intention polls.
DLF – While party officials declare that the party will run under ECR in EE2019, they currently sit with EFDD.

3. Seat projection



Coal. LREM + MoDem - The projection presumes that 90% of the attributed to this coalition will go to "Other" and 10% to "ALDE".

1. Voting intentions

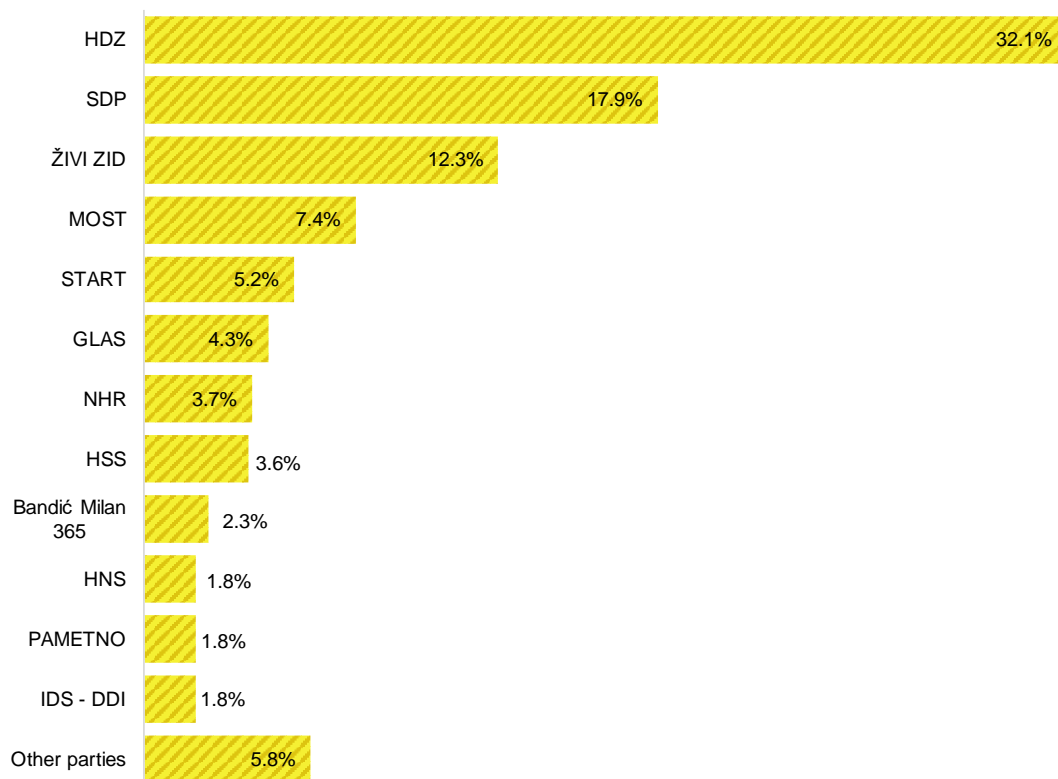


CROATIA

Voting intentions

06/02/2019

Single national poll



Date	Source
07/02/2019	Promocija plus

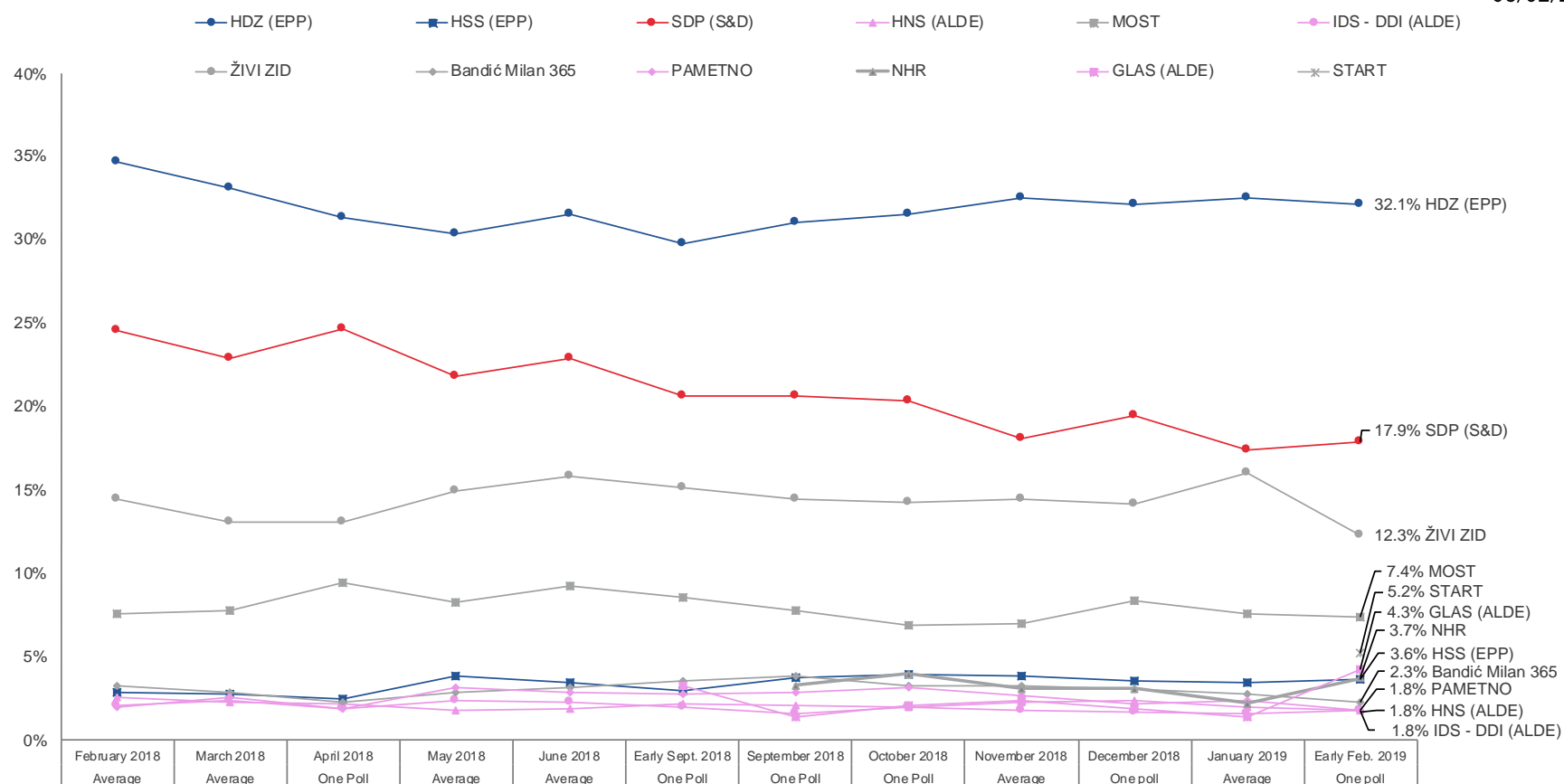
Score	Seat projection	Abbreviation	Party/Coalition
32.1%	6	HDZ	Hrvatska demokratska zajednica
17.9%	3	SDP	Socijaldemokratska partija Hrvatske
12.3%	2	ŽIVI ZID	ŽIVI ZID
7.4%	1	MOST	Most nezavisnih lista
5.2%	0	START	START
4.3%	0	GLAS	Građansko-Liberalni Savez
3.7%	0	NHR	Neovisni za Hrvatsku
3.6%	0	HSS	Hrvatska seljačka stranka
2.3%	0	Bandić Milan 365	Bandić Milan 365 - Stranka rada i solidarnosti
1.8%	0	HNS	Hrvatska narodna stranka – liberalni demokrati
1.8%	0	PAMETNO	PAMETNO
1.8%	0	IDS - DDI	Istarski demokratski sabor – Dieta Democratica Istriana
5.8%	0	Other parties	

2. Voting intentions over time



CROATIA

06/02/2019



Pametno - This party is a member of the ALDE party but not the ALDE group. They do not currently have any seats in the EP.

3. Seat projection



CROATIA

SEATS: 12

06/02/2019



1. Voting intentions

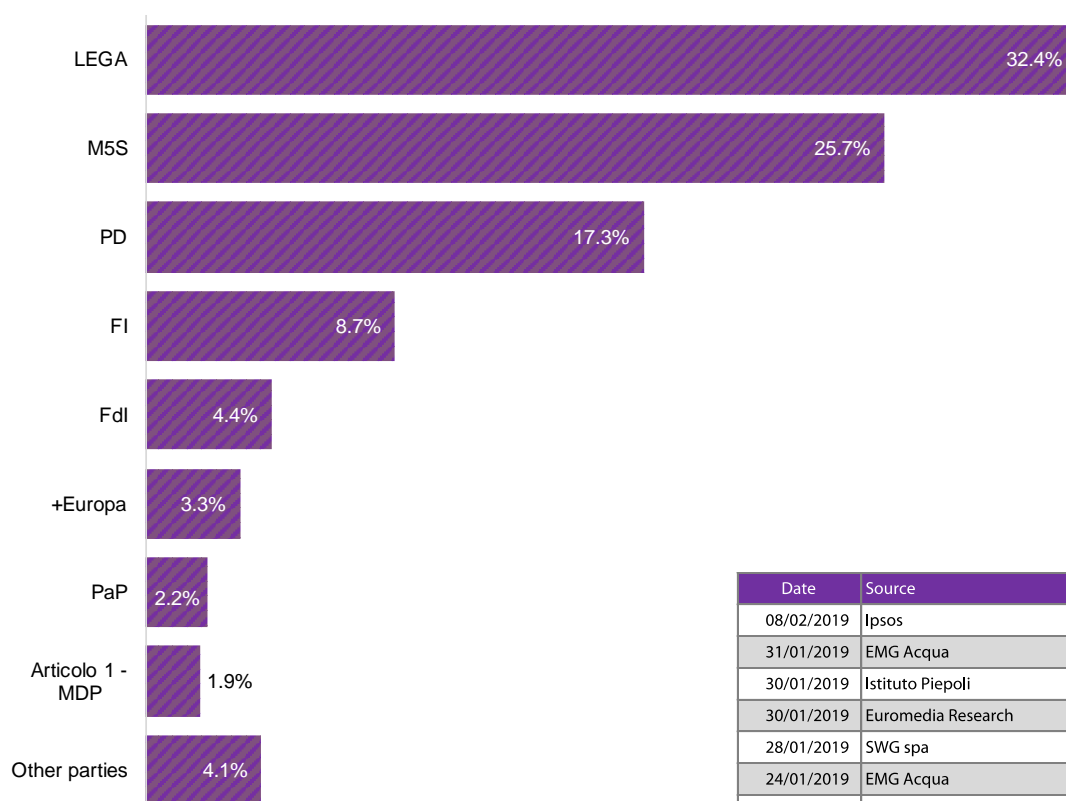


ITALY

Voting intentions

06/02/2019

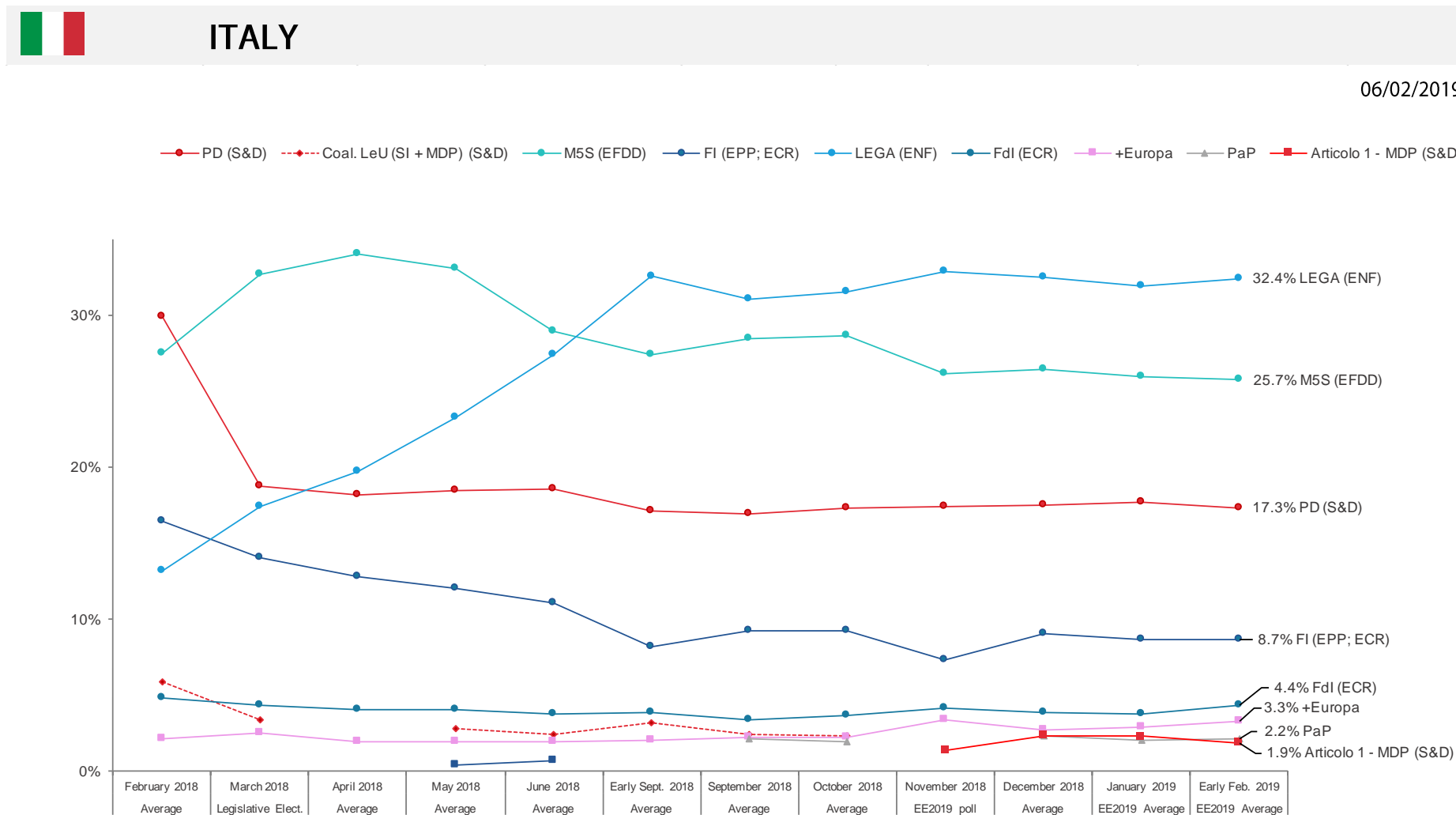
Average of European Election polls



Date	Source
08/02/2019	Ipsos
31/01/2019	EMG Acqua
30/01/2019	Istituto Piepoli
30/01/2019	Euromedia Research
28/01/2019	SWG spa
24/01/2019	EMG Acqua
21/01/2019	SWG spa
19/01/2019	Ipsos

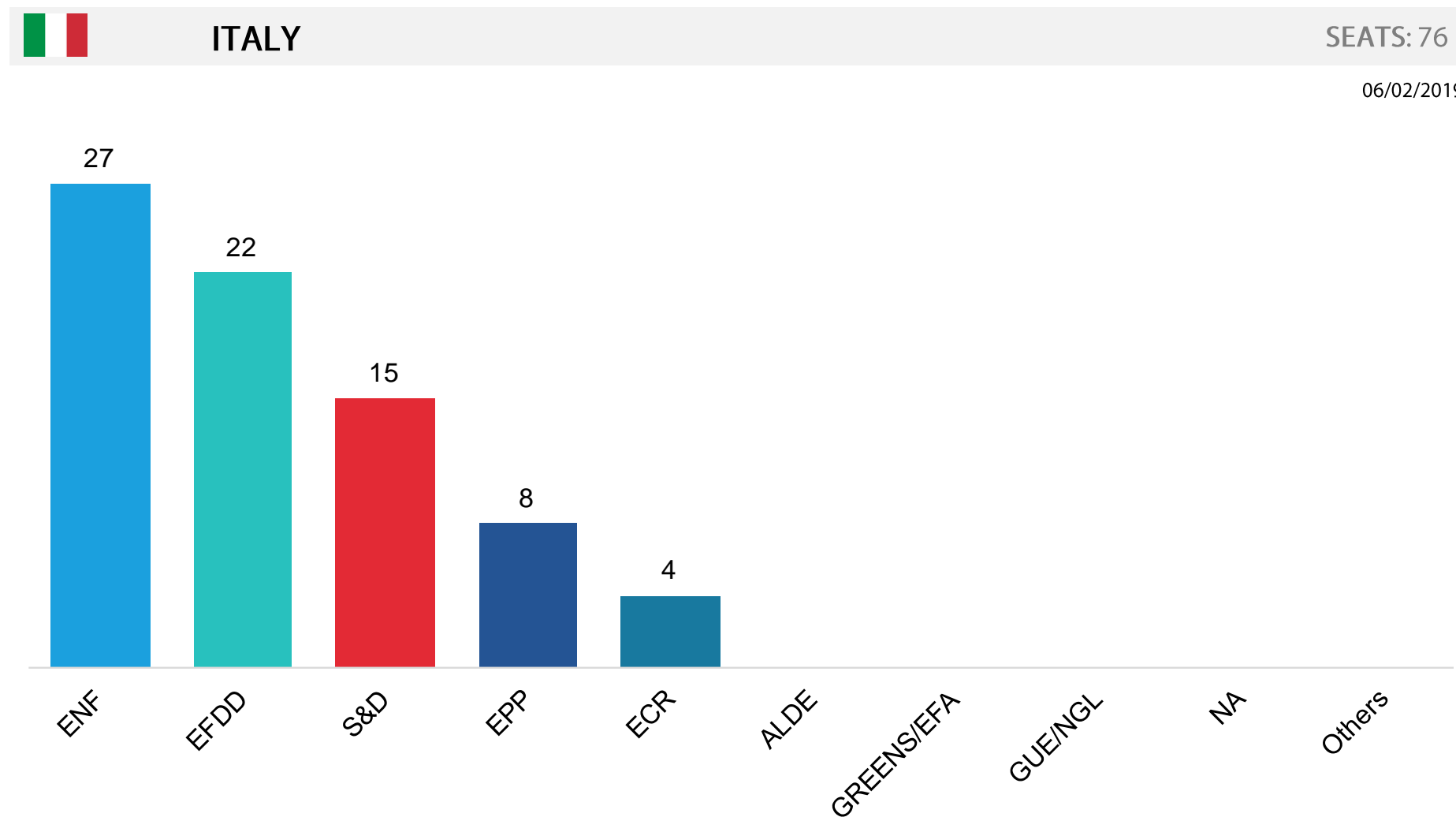
Score	Seat projection	Abbreviation	Party/Coalition
32.4%	27	LEGA	LEGA
25.7%	22	M5S	Movimento 5 Stelle
17.3%	15	PD	Partito Democratico
8.7%	7	FI	Forza Italia
4.4%	4	FdI	Fratelli d'Italia
3.3%	0	+Europa	+Europa
2.2%	0	PaP	Potere al Popolo
1.9%	0	Articolo 1 - MDP	Articolo 1 – Movimento Democratico e Progressista
-	1	SVP*	Südtiroler Volkspartei
4.1%	0	Other parties	

2. Voting intention over time



+Europa – This party is part of the ALDE party but not a member of the ALDE group. They do not currently have any members in the EP.

3. Seat projection



1. Voting intentions

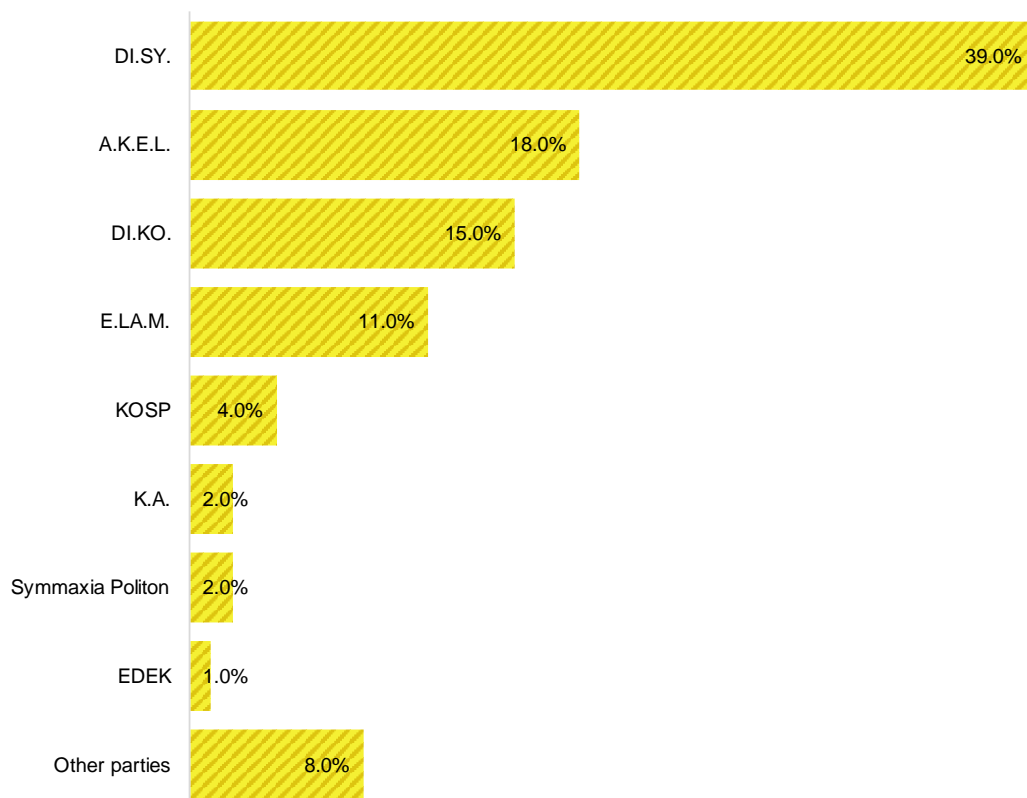


CYPRUS

Voting intentions

06/02/2019

Single national poll



Date	Source
21/09/2018	CYMAR

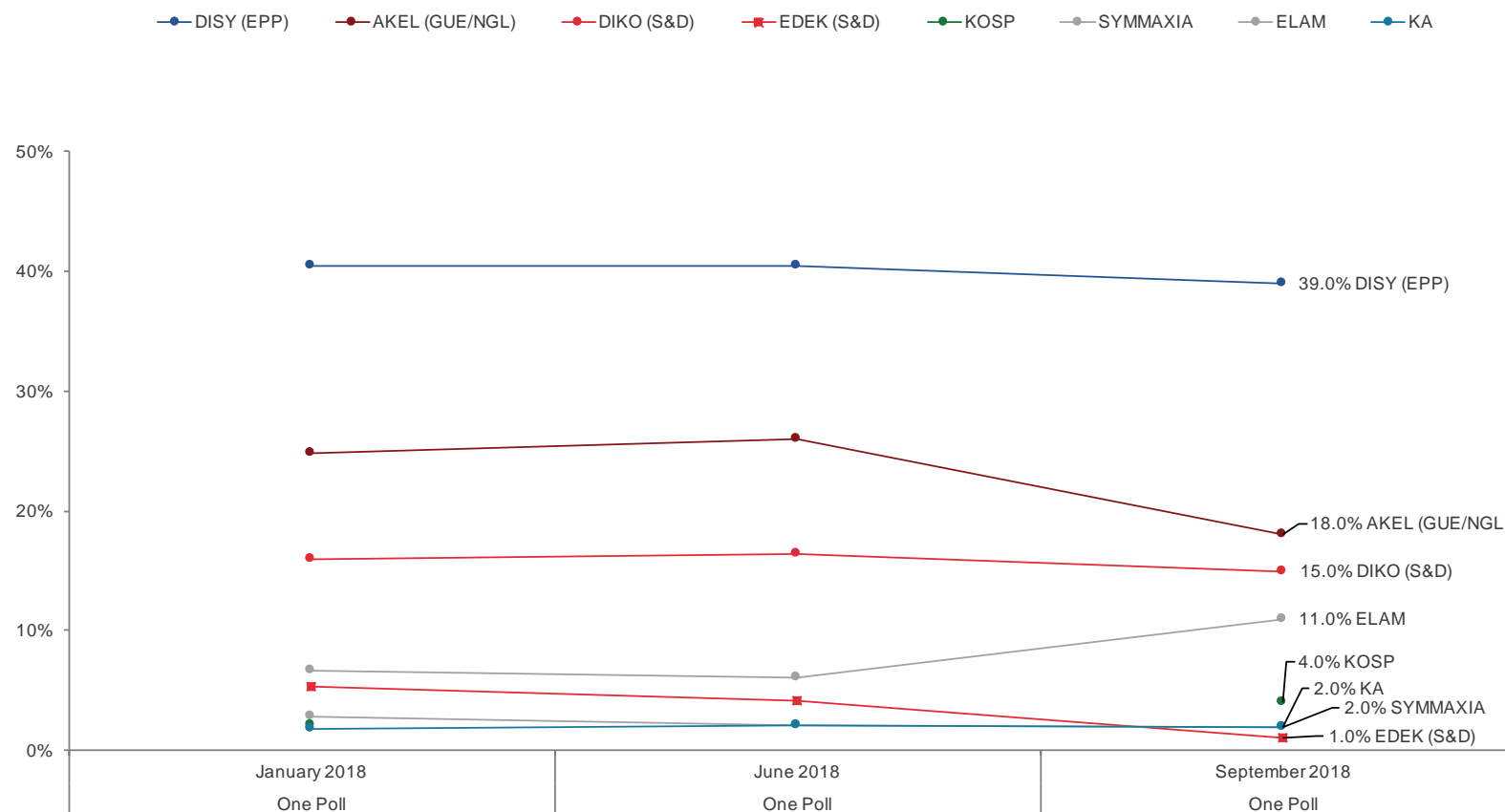
Score	Seat projection	Abbreviation	Party/Coalition
39.0%	3	DI.SY.	Akce Nespokojených Občanů // Δημοκρατικός Συναγερμός
18.0%	1	A.K.E.L.	Anorthotikó Kómma Ergazómenou Laou // Ανορθωτικό Κόμμα Εργαζόμενου Λαού
15.0%	1	DI.KO.	Dimokratikó Kómma // Δημοκρατικό Κόμμα
11.0%	1	E.LA.M.	Ethniko Laiko Metopo // Εθνικό Λαϊκό Μέτωπο
4.0%	0	KOSP	Movement of Ecologists — Citizens' Cooperation // Κίνημα Οικολόγων — Συνεργασία Πολιτών
2.0%	0	K.A.	Kinima Allilengyi // Κίνημα Αλληλεγγύη
2.0%	0	Symmaxia Politon	Symmachía Politón // Συμμαχία Πολιτών
1.0%	0	EDEK	Kinima Sosialdimokraton // Κίνημα Σοσιαλδημοκρατών
8.0%	0	Other parties	

2. Voting intentions over time



CYPRUS

06/02/2019



KOSP – This party is a member of the European Green Party (EGP) but not part of the Greens/EFA group. They do not currently have any seats in the EP.

KA – This party is a member of the Alliance of Conservatives and Reformists in Europe (ACRE) but not part of the ECR group. They do not currently have any seats in the EP.

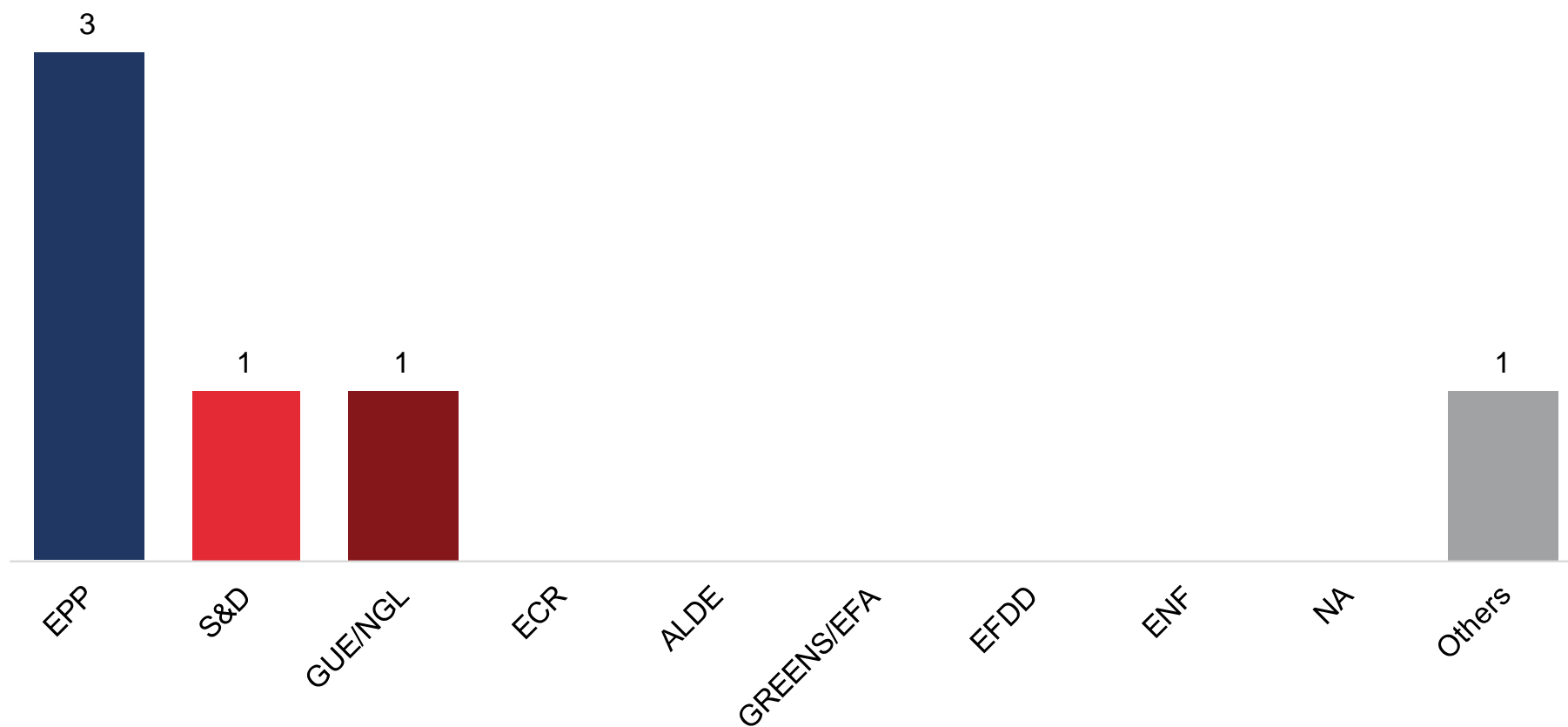
3. Seat projection




CYPRUS

SEATS: 6

06/02/2019



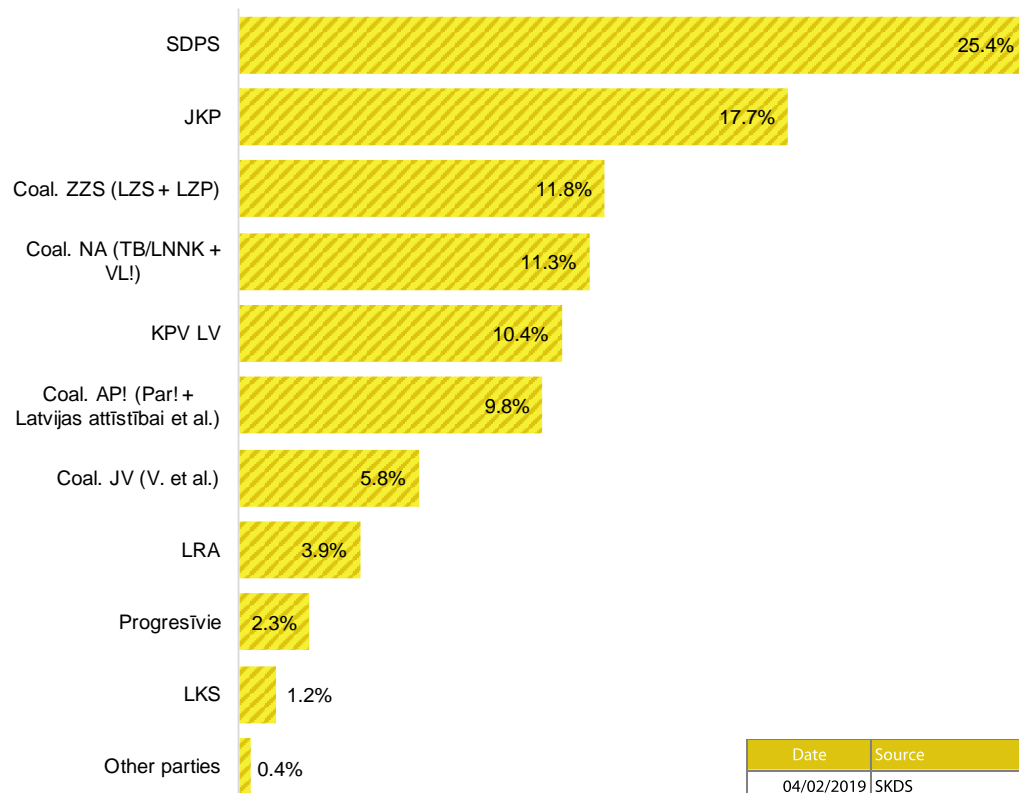
1. Voting intentions



Voting intentions

06/02/2019

Single national poll



Date	Source
04/02/2019	SKDS

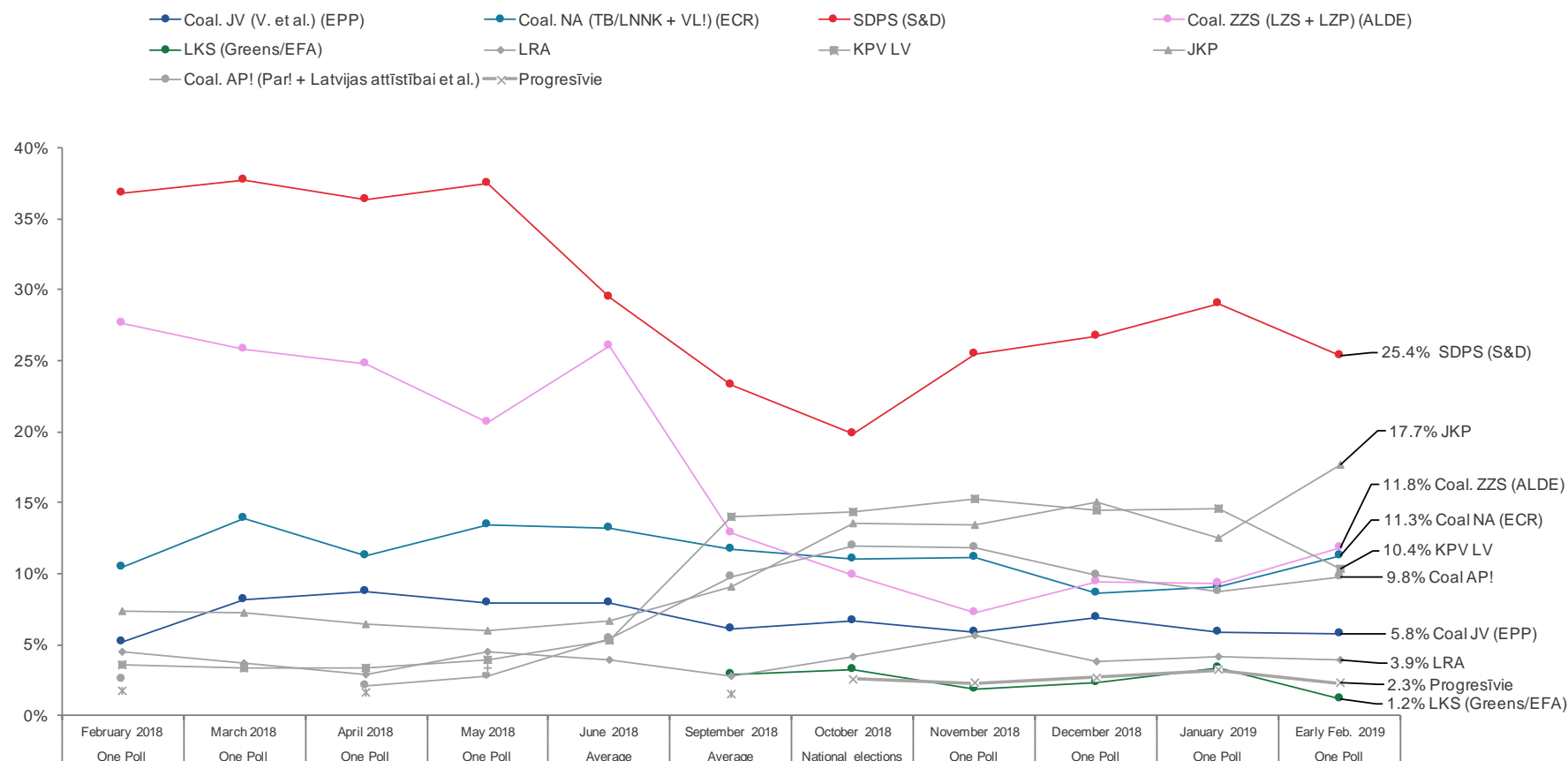
Score	Seat projection	Abbreviation	Party/Coalition
25.4%	2	SDPS	"Saskaņa" Sociāldemokrātiskā partija
17.7%	2	JKP	Jaunā konservatīvā partija
11.8%	1	Coal. ZZS (LZS + LZP)	Latvijas Zemnieku Savienība + Latvijas Zaļā Partija
11.3%	1	Coal. NA (TB/LNNK + VL!)	Nacionālā apvienība „Visu Latvijai!” – „Tēvzemei un Brīvībai/LNNK” + Vienoti Latvijai
10.4%	1	KPV LV	Politiskā partija “KPV LV”
9.8%	1	Coal. AP! (Par! + Latvijas attīstībai et al.)	Latvijas attīstībai + Kustība Par!
5.8%	0	Coal. JV (V. et al.)	Jaunā VIENOTĪBA
3.9%	0	LRA	Latvijas Reģionu apvienība
2.3%	0	Progresīvie	Progresīvie
1.2%	0	LKS	Latvijas Krievu savienība
0.4%	0	Other parties	

2. Voting intentions over time

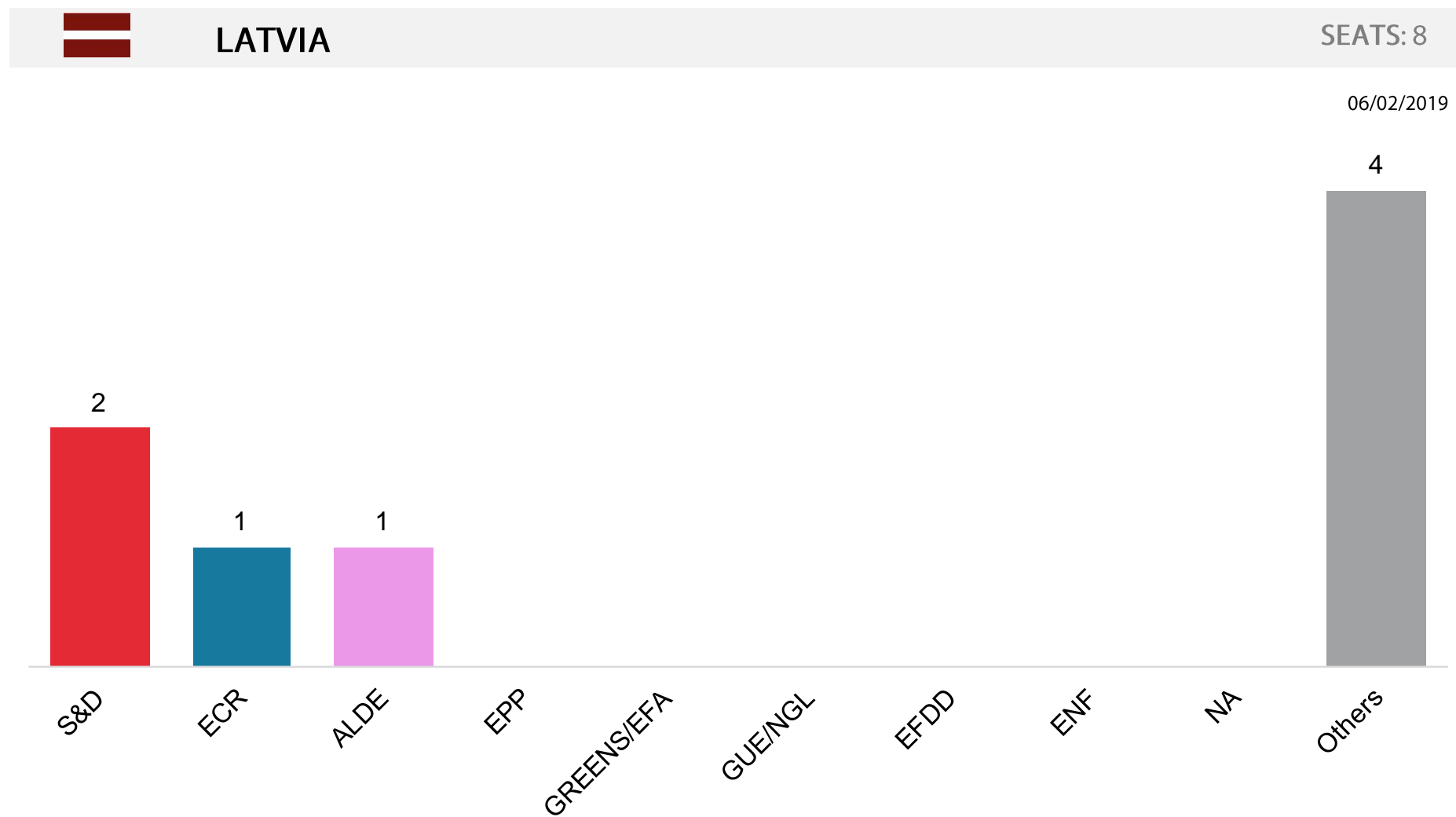


LATVIA

06/02/2019



3. Seat projection



1. Voting intentions

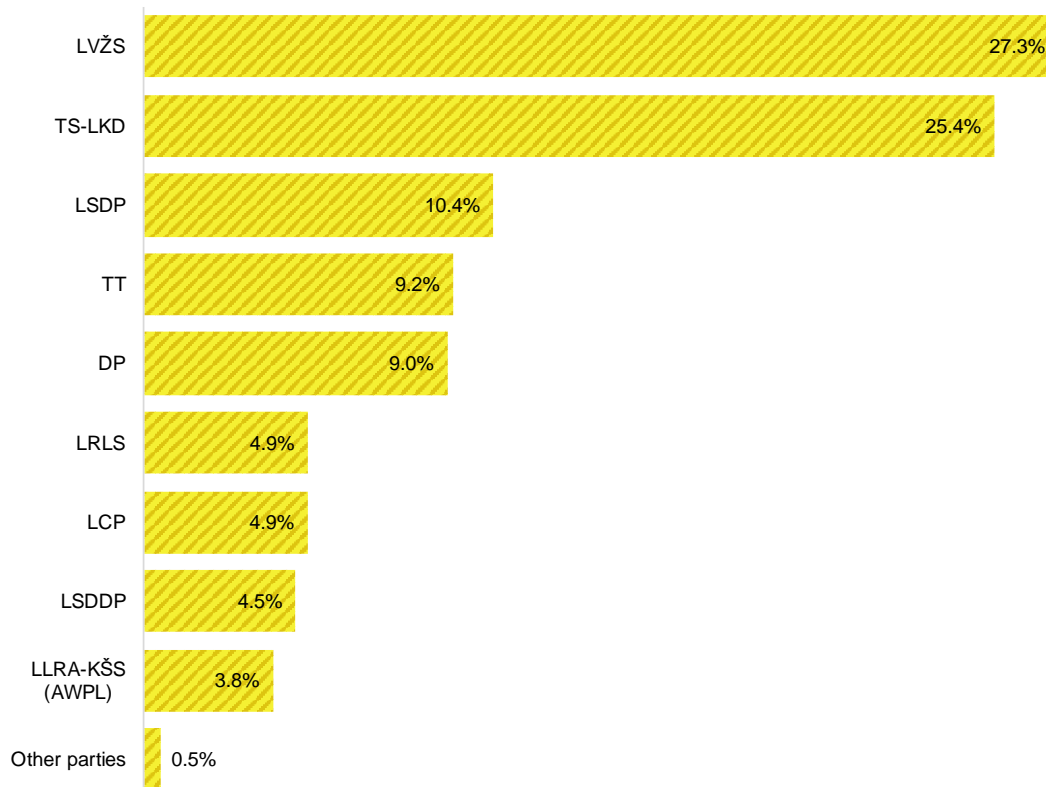


LITHUANIA

Voting intentions

06/02/2019

Single national poll



Date	Source
26/01/2019	Vilmoris

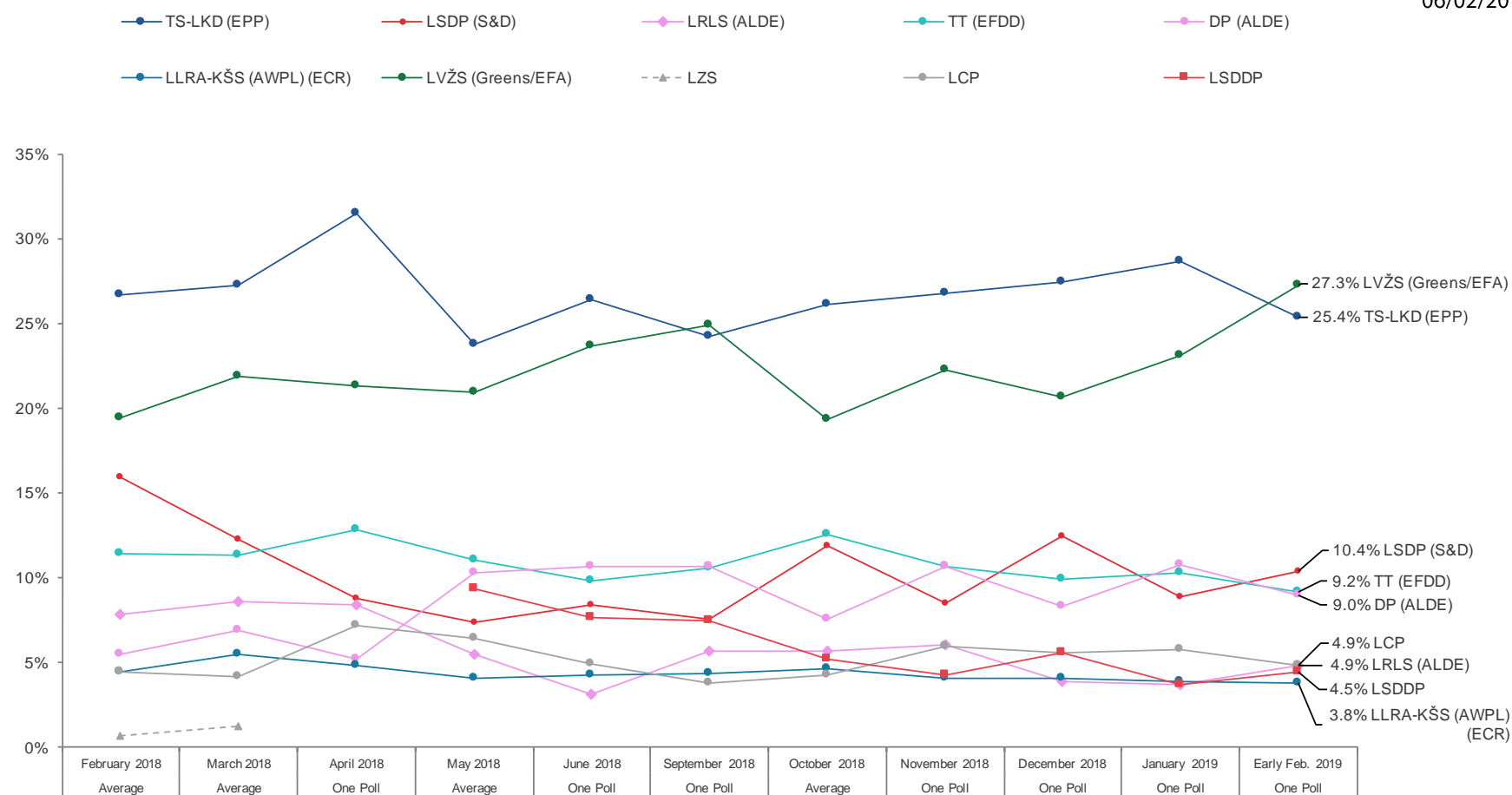
Score	Seat projection	Abbreviation	Party/Coalition
27.3%	4	LVŽS	Lietuvos Valstiečių ir Žaliųjų Sąjunga
25.4%	4	TS-LKD	Tėvynės Sąjunga - Lietuvos Krikščionys Demokratai
10.4%	1	LSDP	Lietuvos Socialdemokratų Partija
9.2%	1	TT	Partija Tvarka ir Teisingumas
9.0%	1	DP	Darbo partija
4.9%	0	LRLS	Lietuvos Respublikos Liberalų Sąjūdis
4.9%	0	LCP	Lietuvos Centro Partija
4.5%	0	LSDDP	Lietuvos socialdemokratų darbo partija
3.8%	0	LLRA-KŠS (AWPL)	Lietuvos Lenku Rinkimu Akcija – Krikščioniskų Seimų Sąjunga
0.5%	0	Other parties	

2. Voting intentions over time



LITHUANIA

06/02/2019



LSDDP – Whilst not yet a member, it has applied to be a member of the Party of European Socialists (PES). It is not part of the S&D group. They do not currently have any seats in the EP.

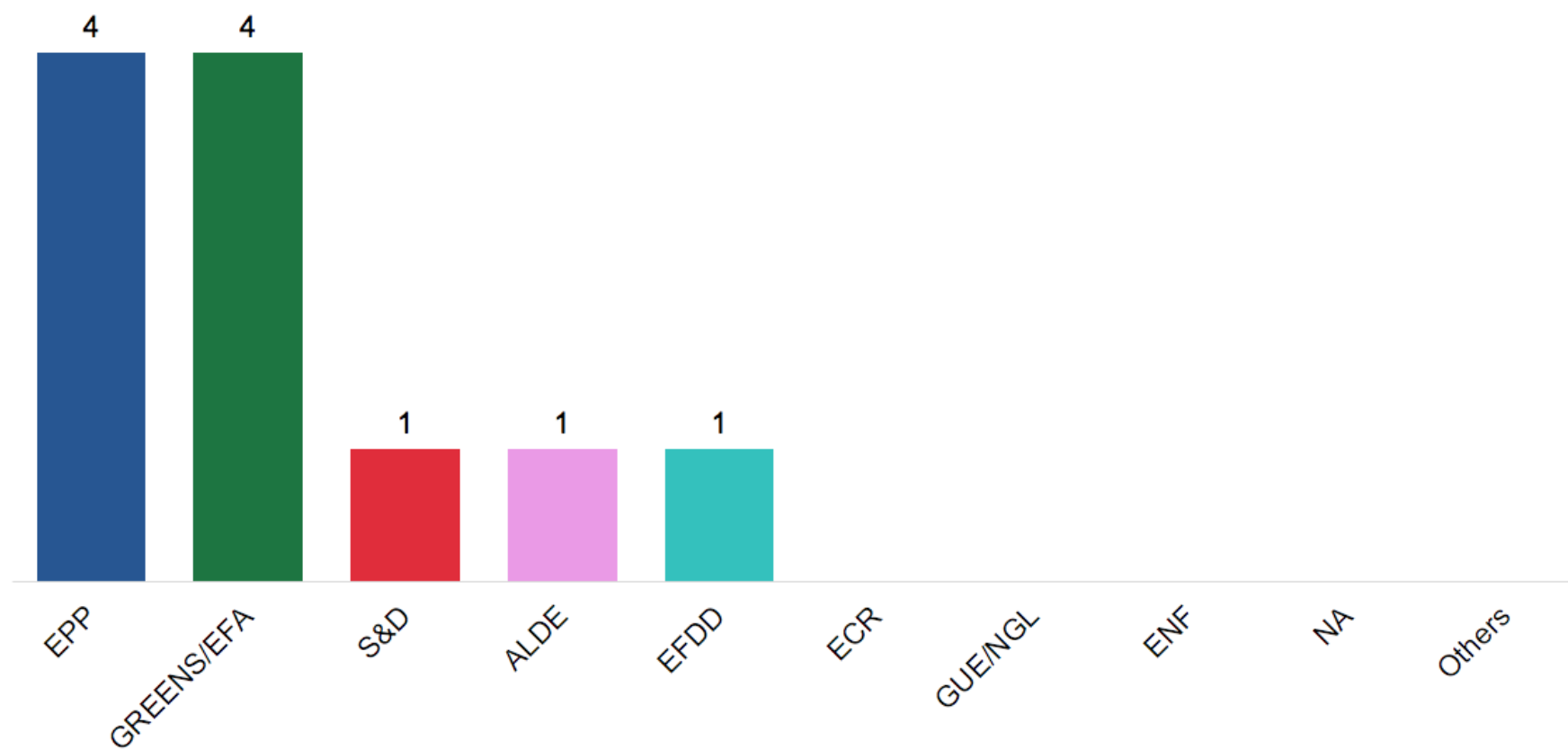
3. Seat projection



LITHUANIA

SEATS: 11

06/02/2019



1. Voting intentions

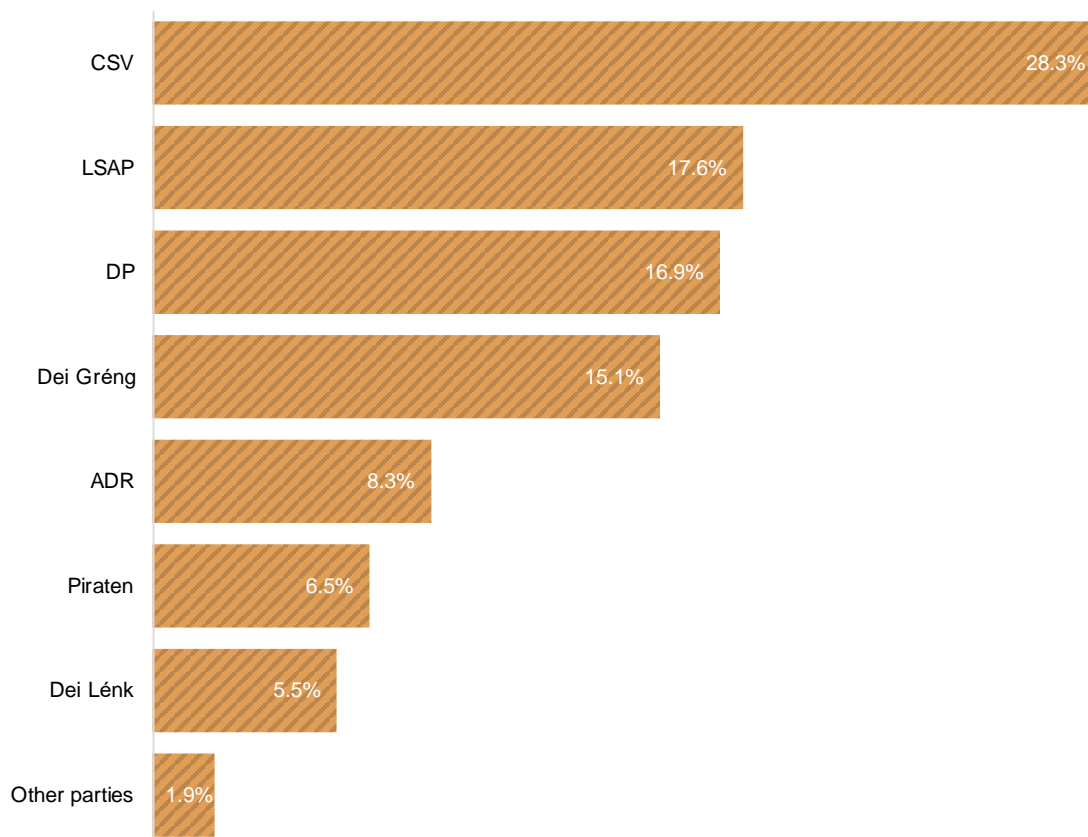


LUXEMBOURG

Voting intentions

06/02/2019

National elections results (14/10/2018)



Date	Source
14/10/2018	National elections

Official results: <https://elections.public.lu/fr.html>

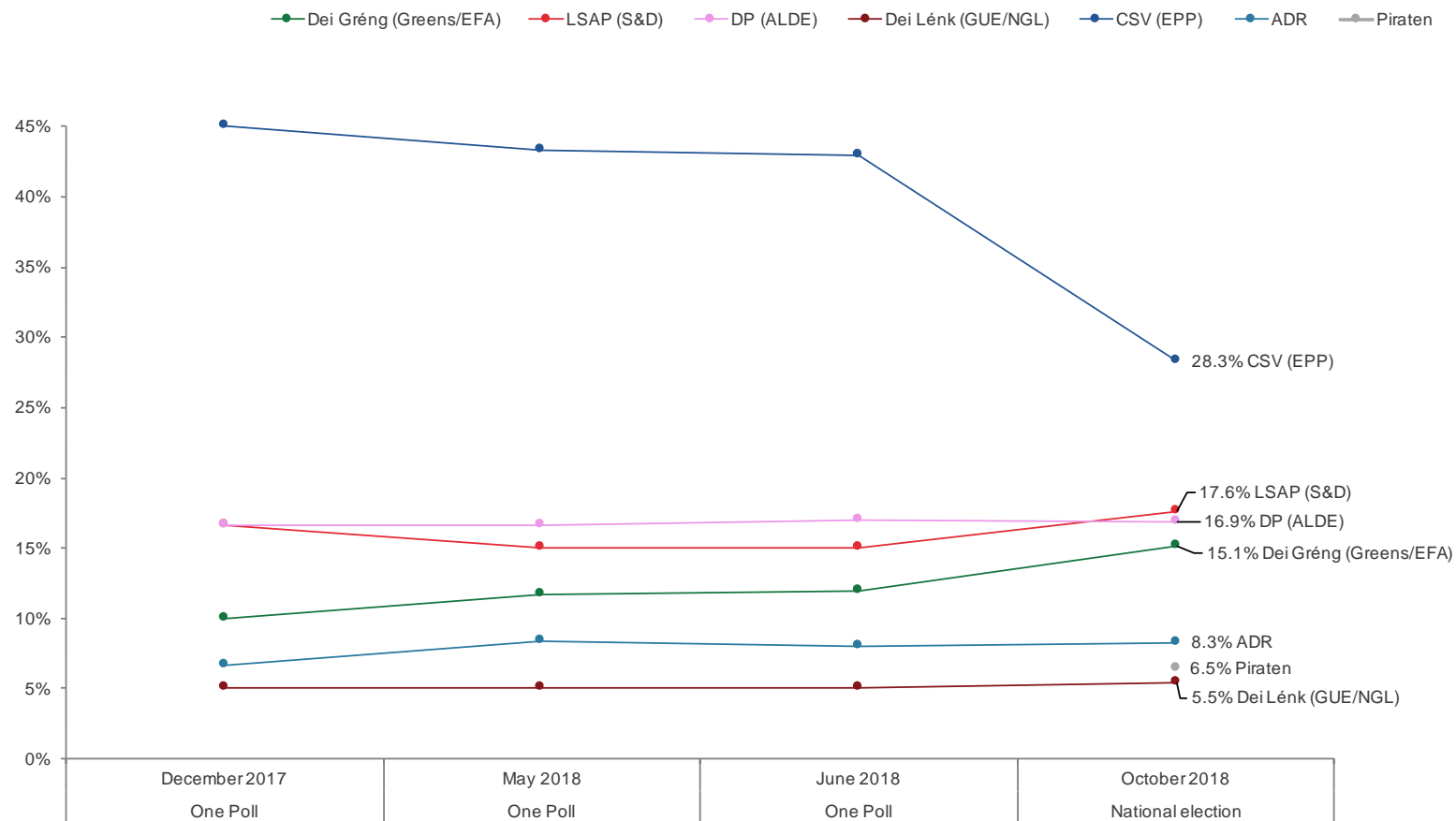
Score	Seat projection	Abbreviation	Party/Coalition
28.3%	3	CSV	Chrëschtlech-Sozial Vollekspartei // Parti Chrétien-Social
17.6%	1	LSAP	Lëtzebuerger Sozialistes Aarbechterpartei // Parti Ouvrier Socialiste Luxembourgeois
16.9%	1	DP	Demokratesch Partei // Parti démocratique
15.1%	1	Dei Gréng	Déi Gréng // Les Verts
8.3%	0	ADR	Alternativ Demokratesch Reformpartei // Parti Alternatif et Démocratique de Réformes
6.5%	0	Piraten	Piratepartei // Parti pirate
5.5%	0	Dei Lénk	Déi Lénk // La gauche
1.9%	0	Other parties	

2. Voting intentions over time




LUXEMBOURG

06/02/2019

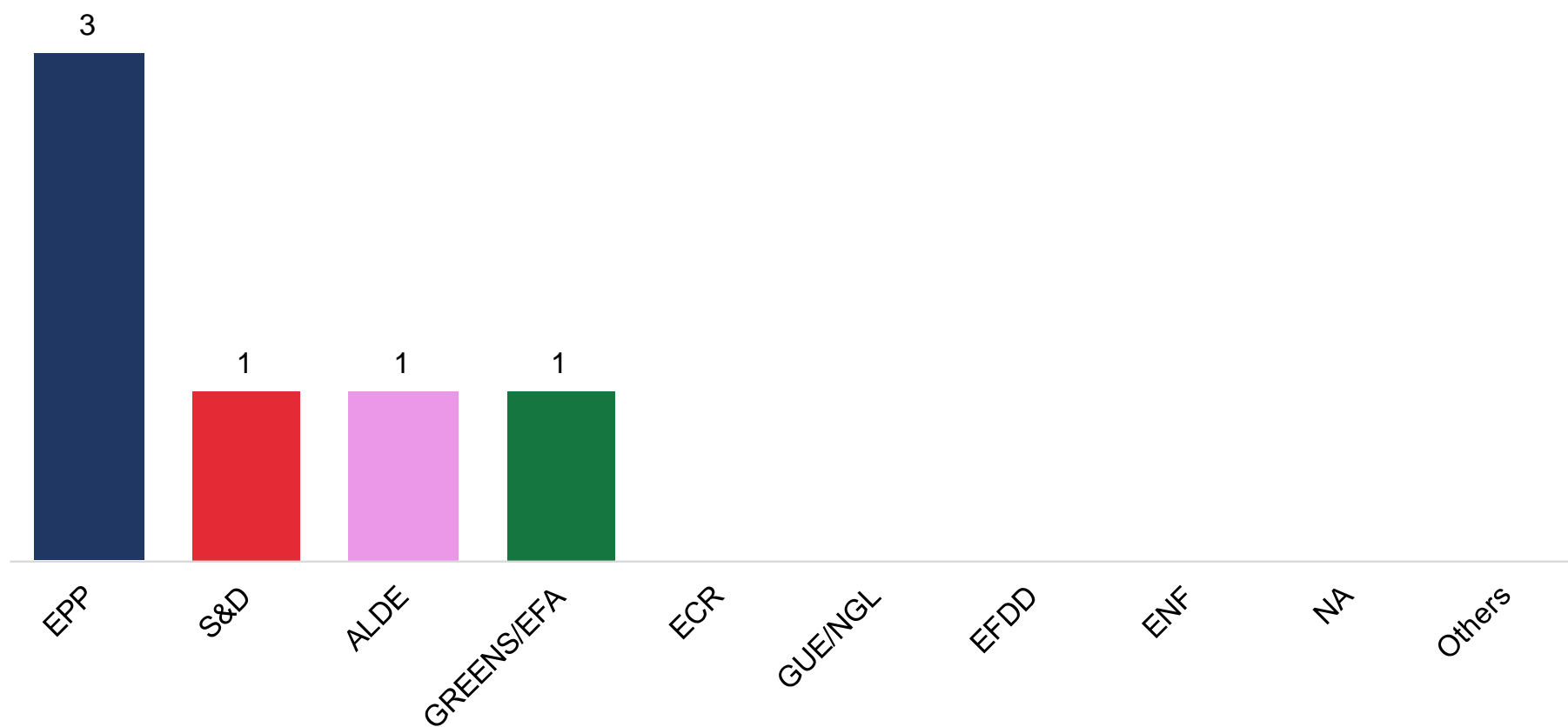


ADR – This party is a member of the Alliance of Conservatives and Reformists in Europe (ACRE) but not part of the ECR group. They do not currently have any seats in the EP.
 Dei Lénk – This party is a member of the European Left (EL) but they do not currently have any seats in the EP.


3. Seat projection



06/02/2019



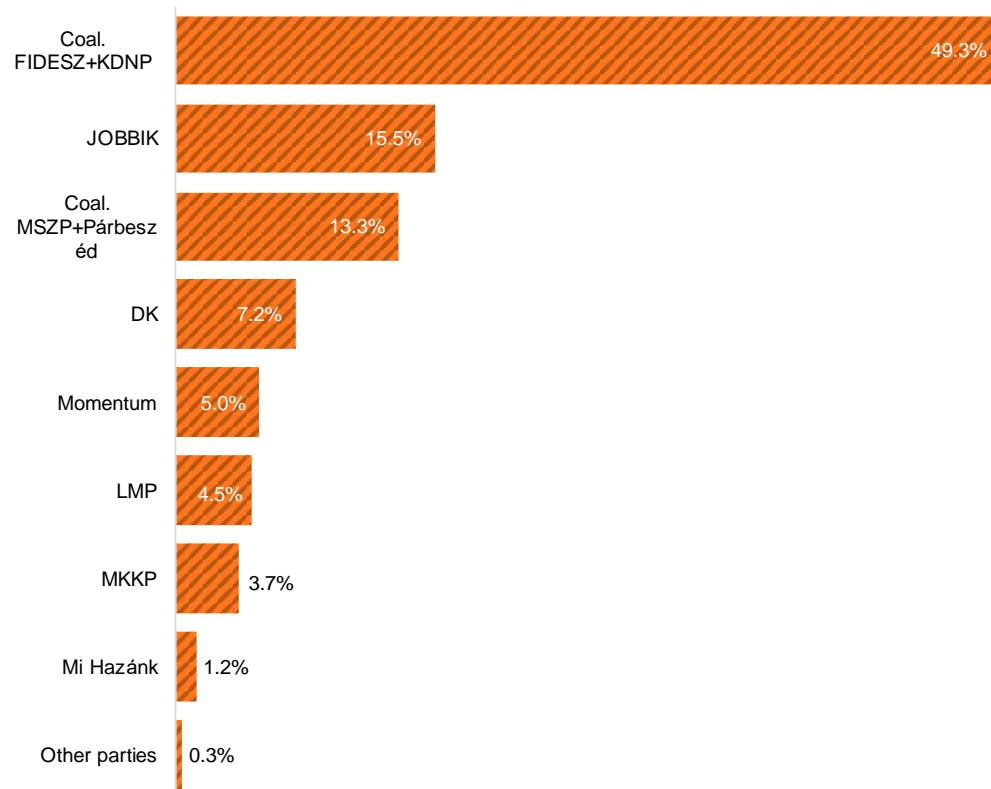
1. Voting intentions



Voting intentions

06/02/2019

Average of national polls



Date	Source
27/01/2019	Publicus
17/01/2019	Százdvég
17/01/2019	Zavecz Research

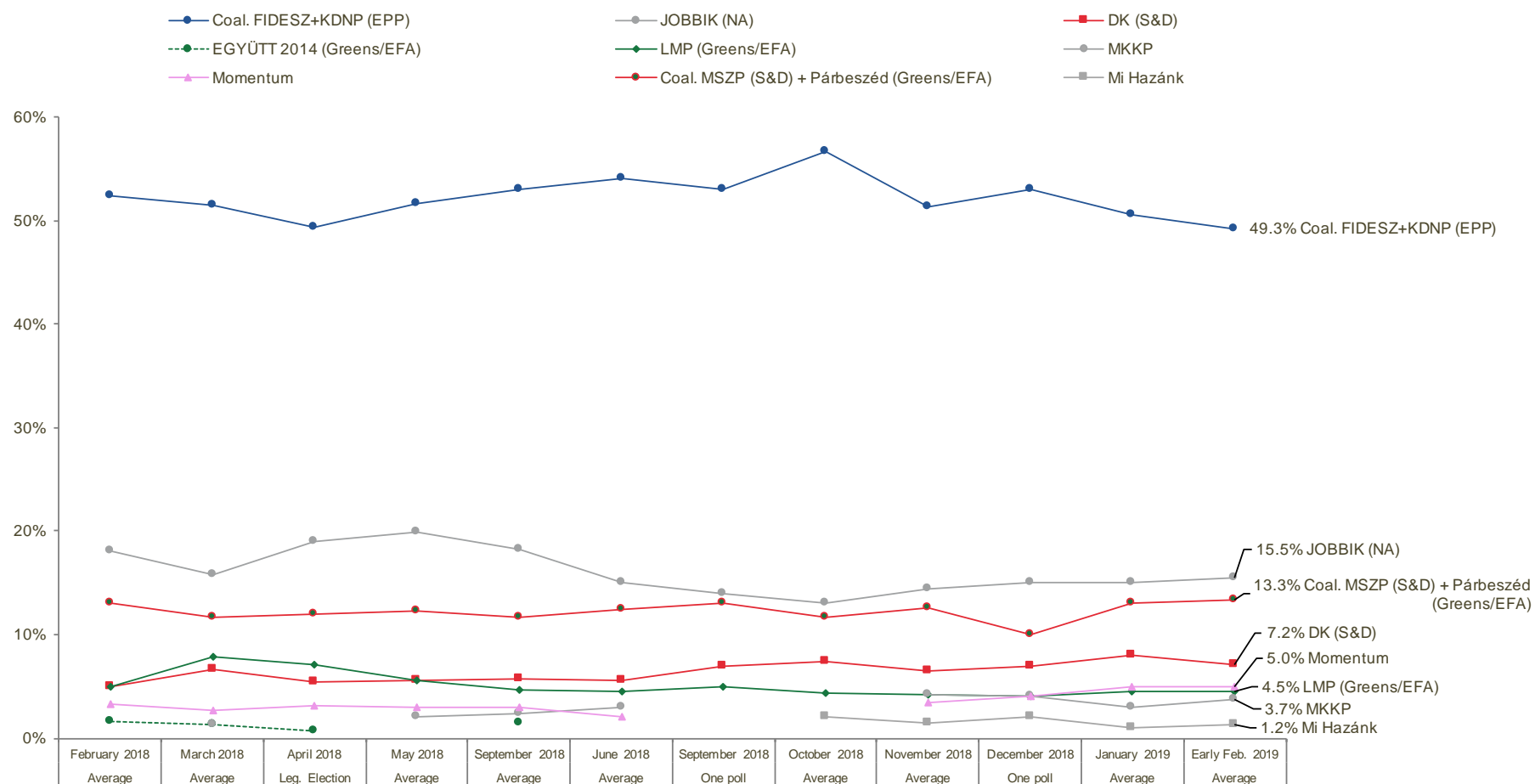
Score	Seat projection	Abbreviation	Party/Coalition
49.3%	13	Coal. FIDESZ+KDNP	FIDESZ - Magyar Polgári Szövetség + Kereszténydemokrata Néppárt
15.5%	4	JOBBIK	Jobbik Magyarországért Mozgalom
13.3%	3	Coal. MSZP+Párbeszed	Magyar Szocialista Párt + Párbeszed Magyarországért
7.2%	1	DK	Demokratikus Koalíció
5.0%	0	Momentum	Momentum Mozgalom
4.5%	0	LMP	Lehet Más a Politika
3.7%	0	MKKP	Magyar Kétfarkú Kutya Párt
1.2%	0	Mi Hazánk	Mi Hazánk Mozgalom
0.3%	0	Other parties	

2. Voting intentions over time



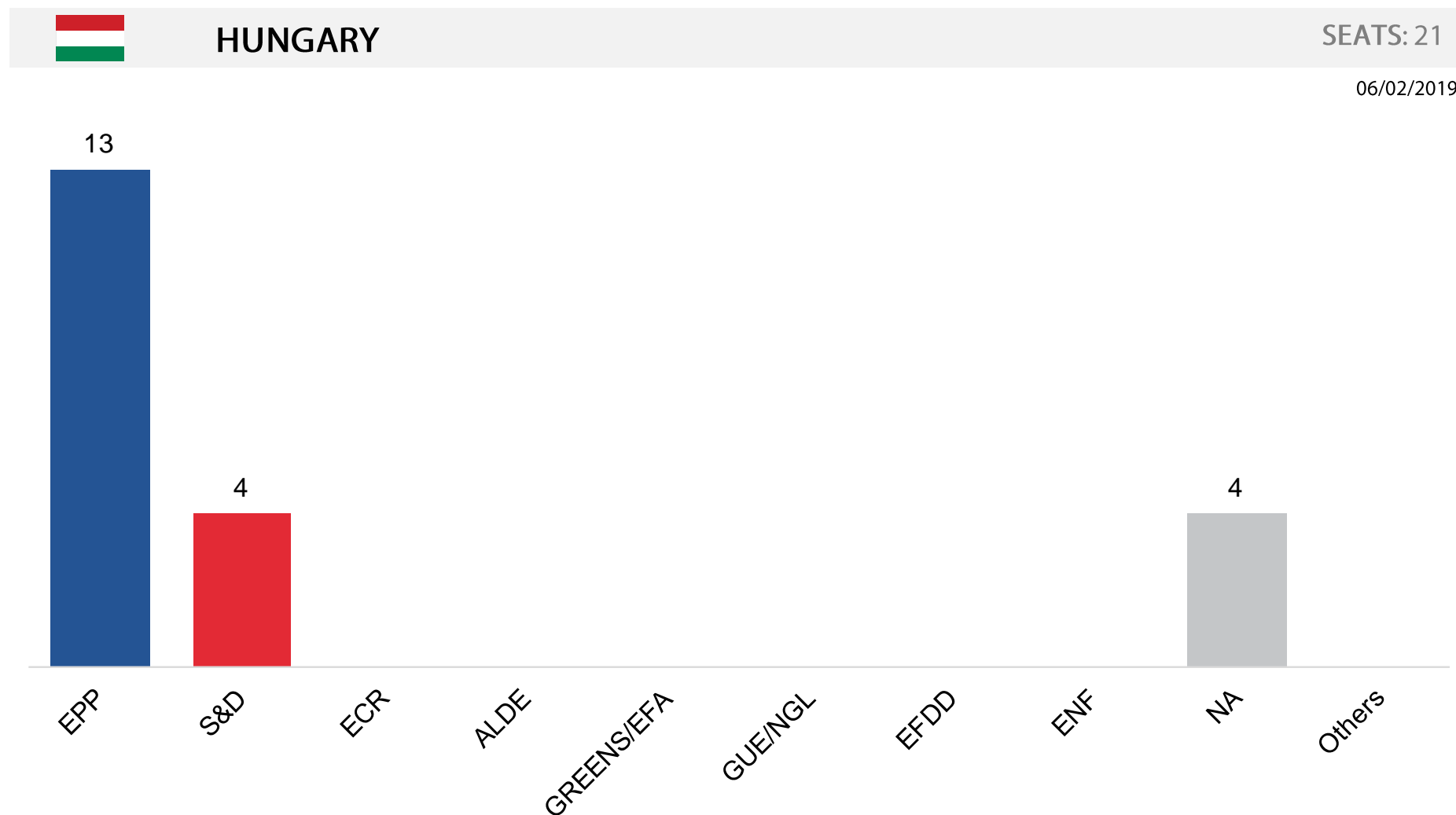
HUNGARY

06/02/2019




Momentum joined the ALDE party 9 November 2018 but it does not belong to the ALDE group. It does not currently have any seats in the EP.

3. Seat projection



Coal. MSZP + Párbeszéd – The projection presumes that 90% of the attributed to this coalition will go to S&D and 10% to Greens/EFA.

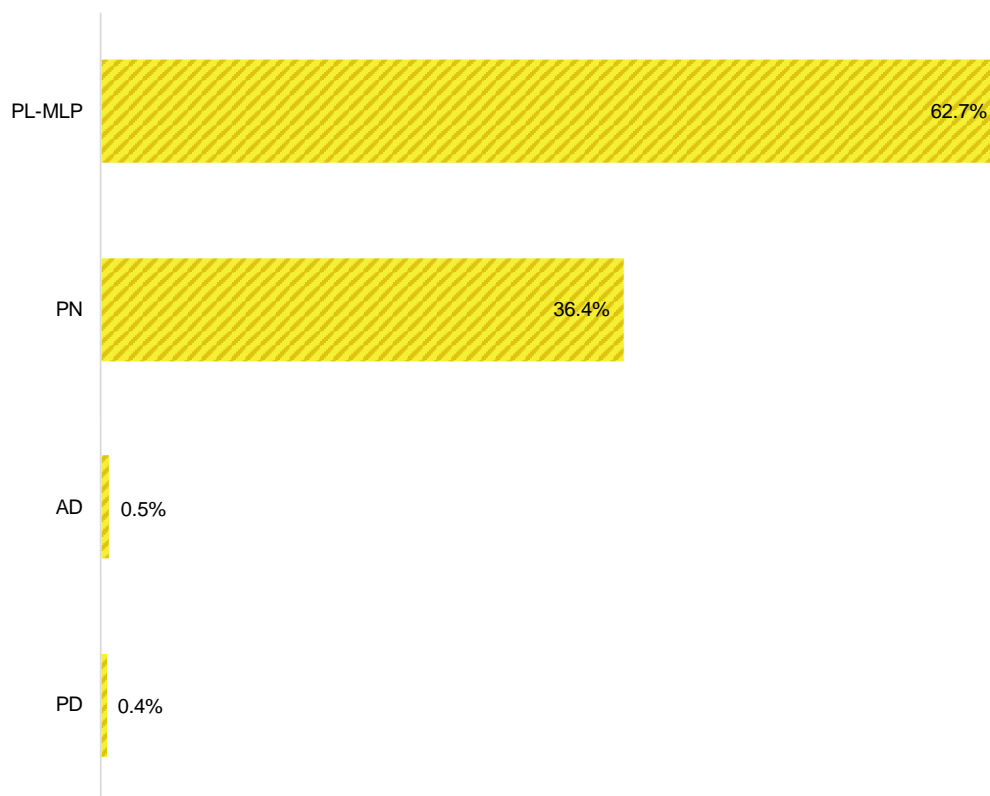
1. Voting intentions



Voting intentions

06/02/2019

Single national poll



Date	Source
03/02/2019	Malta Today (newspaper)

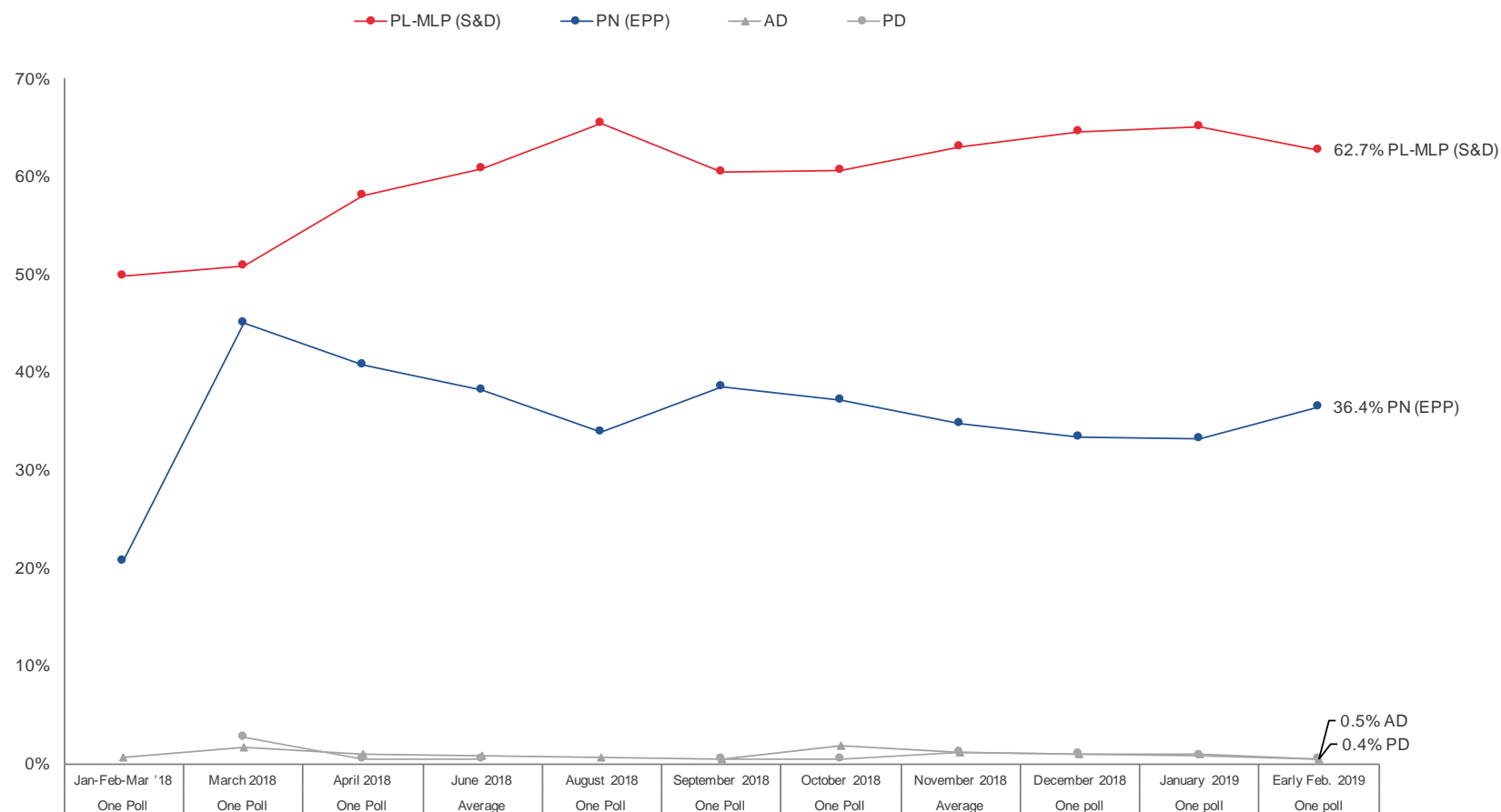
Score	Seat projection	Abbreviation	Party/Coalition
62.7%	4	PL-MLP	Partit Laburista - Malta Labour Party
36.4%	2	PN	Partit Nazzjonalista
0.5%	0	AD	Alternattiva Demokratika
0.4%	0	PD	Partit Demokratiku

2. Voting intentions over time

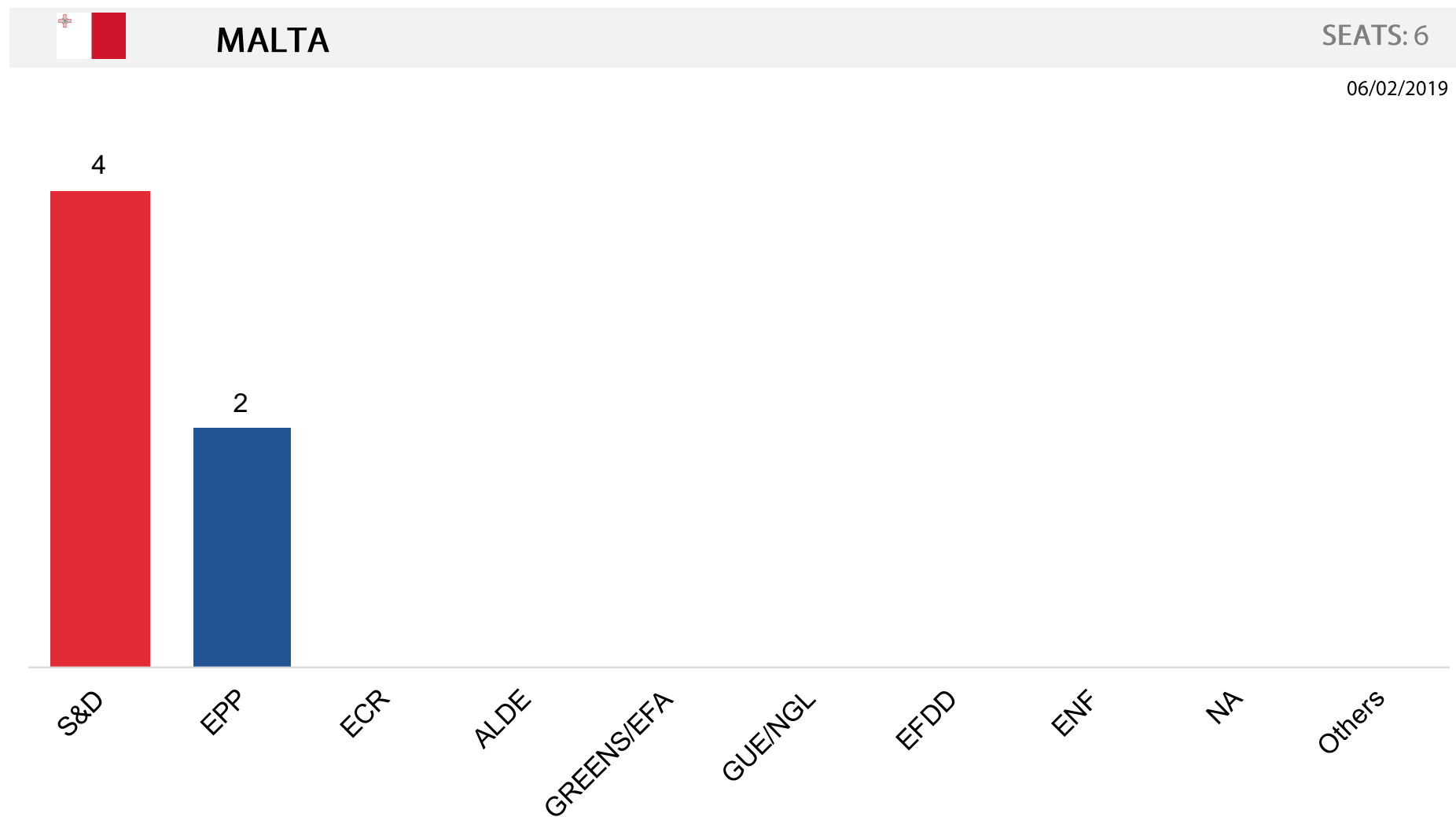


MALTA

06/02/2019



3. Seat projection



1. Voting intentions

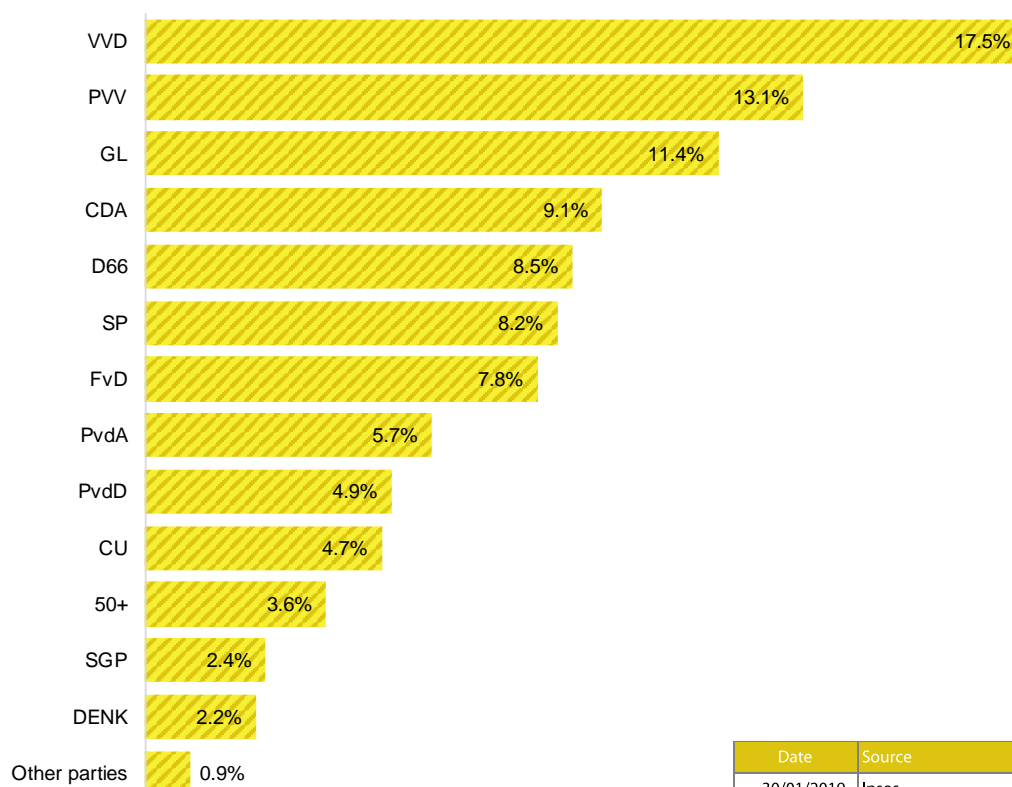


NETHERLANDS

Voting intentions

06/02/2019

Single national poll



Date	Source
30/01/2019	Ipsos

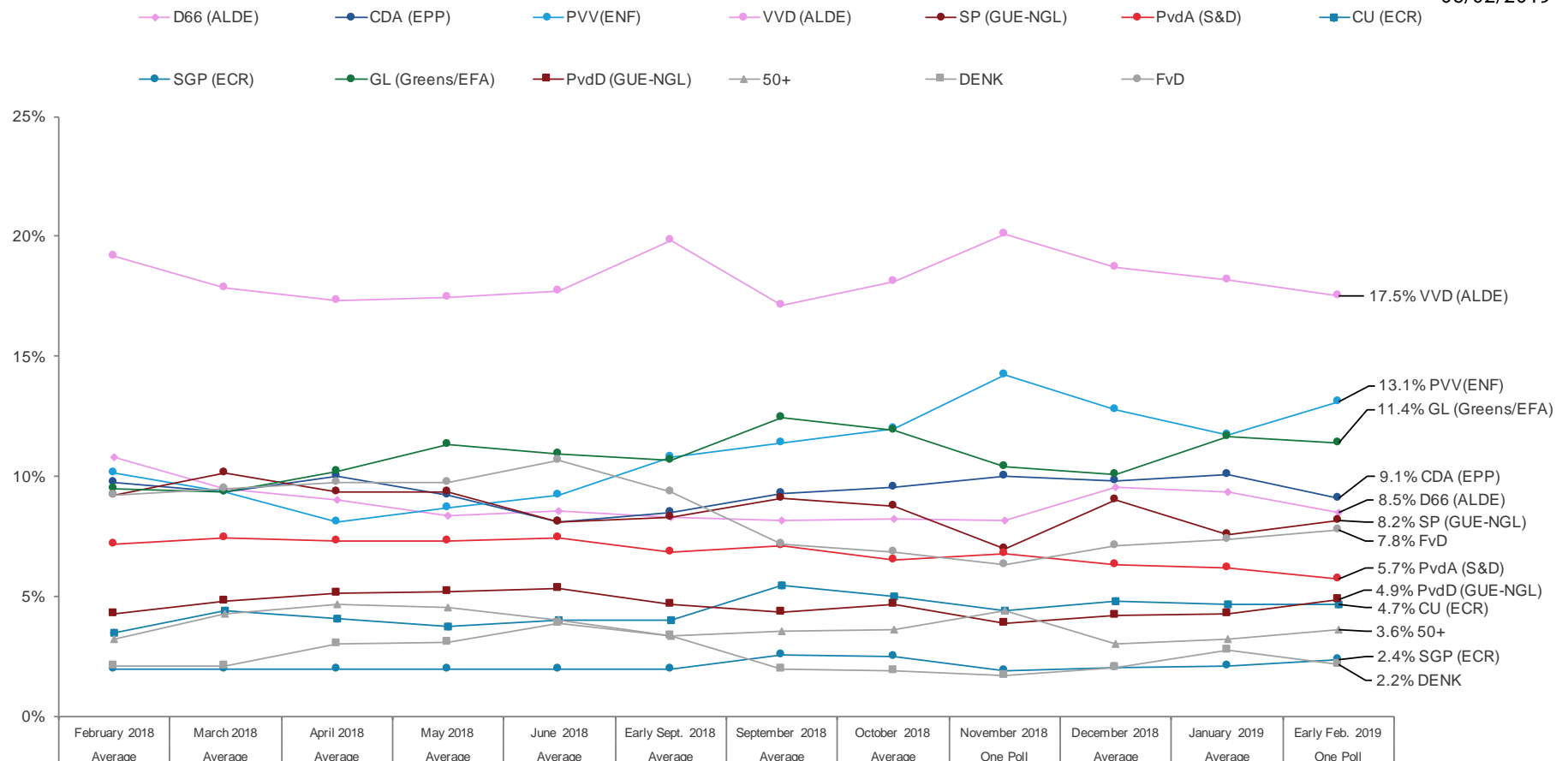
Score	Seat projection	Abbreviation	Party/Coalition
17.5%	6	VVD	Volkspartij voor Vrijheid en Democratie
13.1%	4	PVV	Partij voor de Vrijheid
11.4%	4	GL	GroenLinks
9.1%	3	CDA	Christen Democratisch Appèl
8.5%	3	D66	Democraten 66
8.2%	2	SP	Socialistische Partij
7.8%	2	FvD	Forum voor Democratie
5.7%	2	PvdA	Partij van de Arbeid
4.9%	1	PvdD	Partij voor de Dieren
4.7%	1	CU	ChristenUnie
3.6%	1	50+	50Plus
2.4%	0	SGP	Staatkundig Gereformeerde Partij
2.2%	0	DENK	DENK
0.9%	0	Other parties	

2. Voting intentions over time



NETHERLANDS

06/02/2019



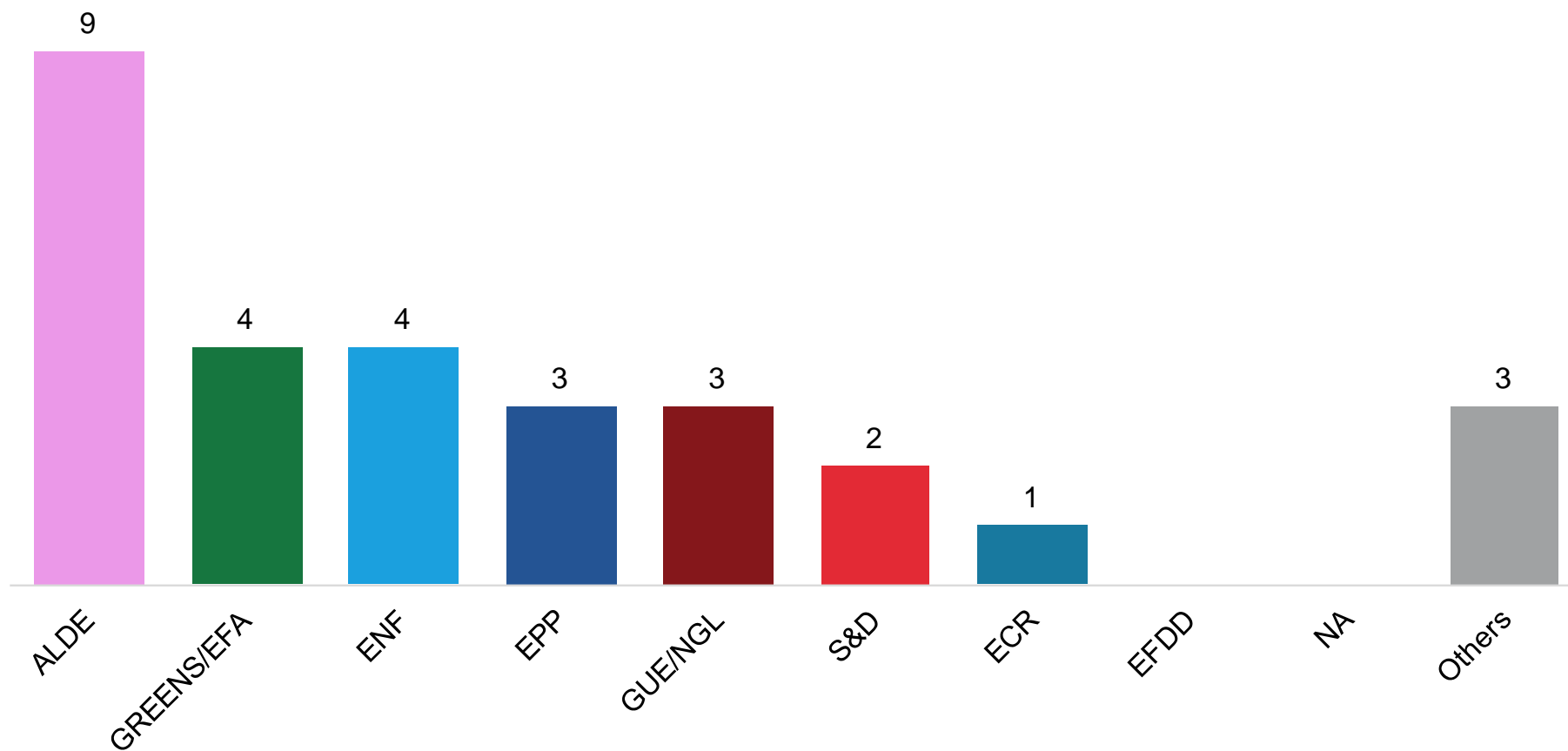
3. Seat projection




NETHERLANDS

SEATS: 29

06/02/2019



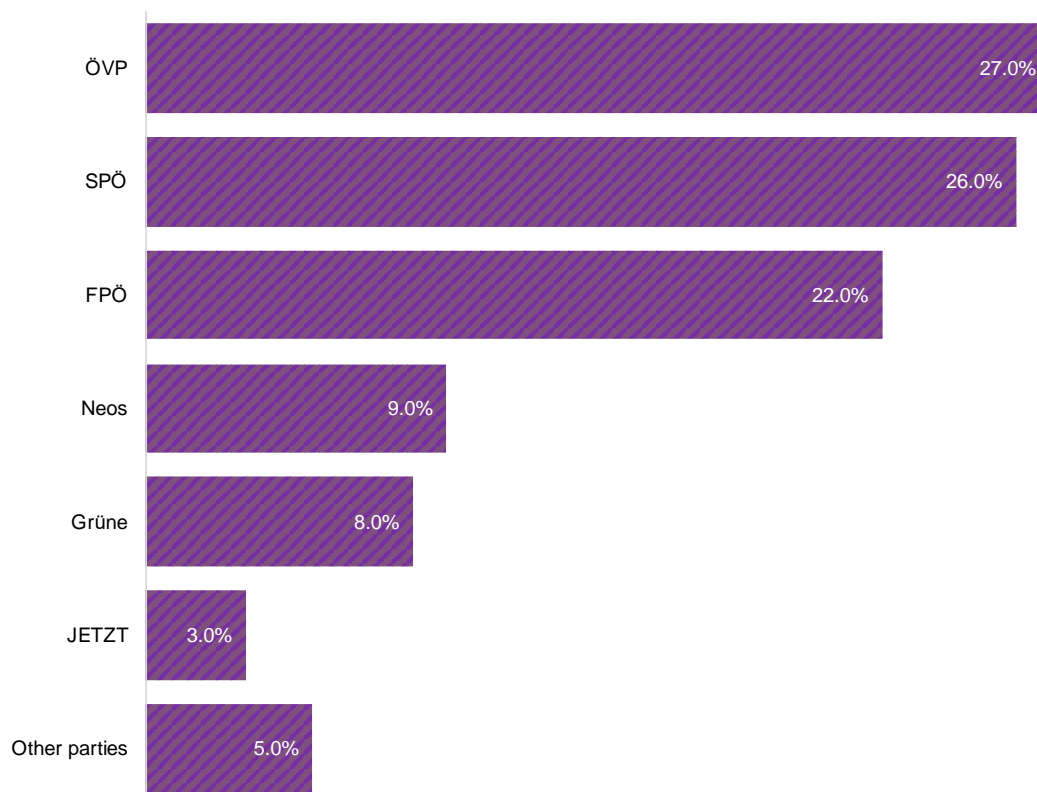
1. Voting intentions



Voting intentions

06/02/2019

European Election poll



Date	Source
23/01/2019	Research Affairs

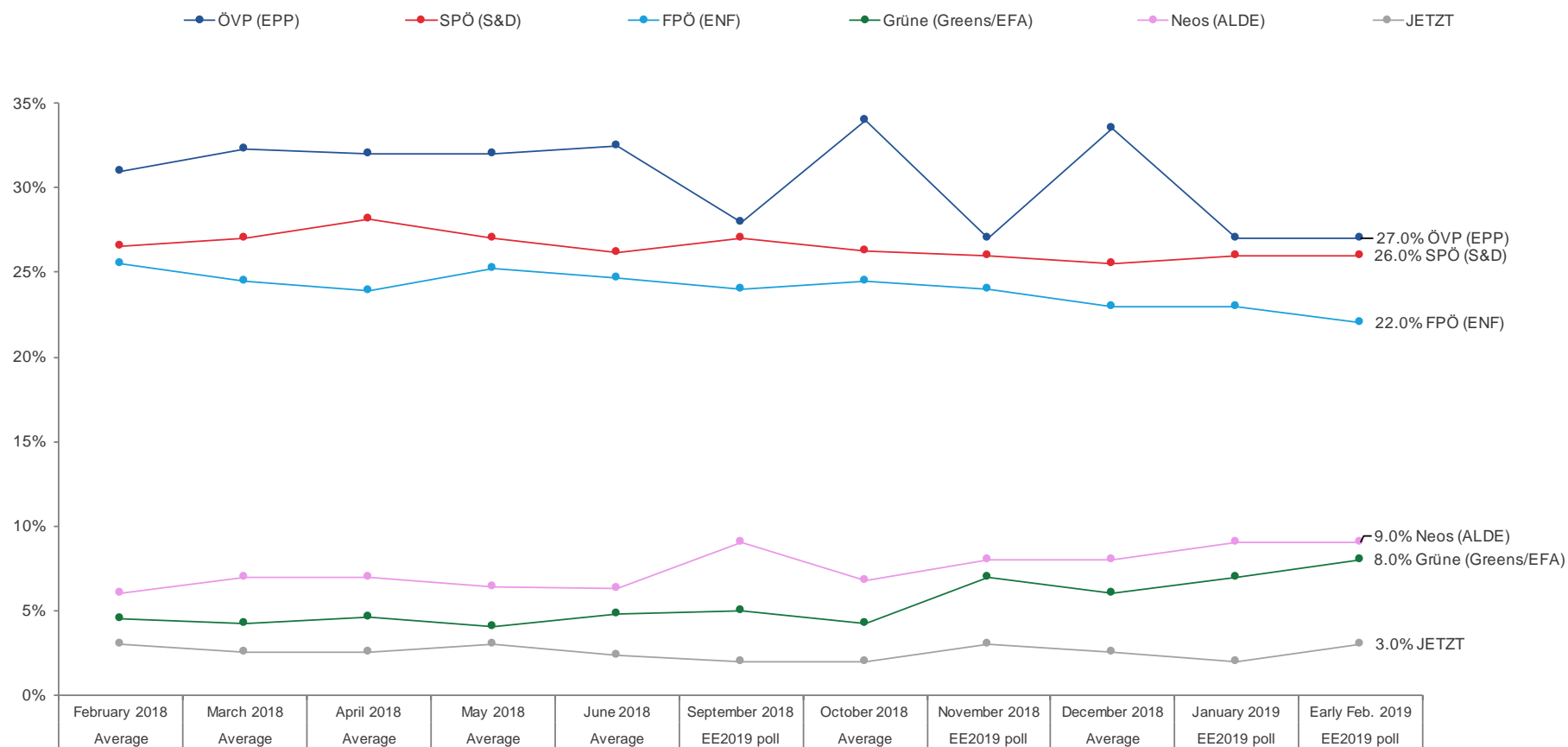
Score	Seat projection	Abbreviation	Party/Coalition
27.0%	6	ÖVP	Österreichische Volkspartei
26.0%	5	SPÖ	Sozialdemokratische Partei Österreichs
22.0%	5	FPÖ	Freiheitliche Partei Österreichs
9.0%	2	Neos	NEOS - Das Neue Österreich
8.0%	1	Grüne	Die Grünen - Die Grüne Alternative
3.0%	0	JETZT	JETZT – Liste Pilz
5.0%	0	Other parties	

2. Voting intentions over time




AUSTRIA

06/02/2019



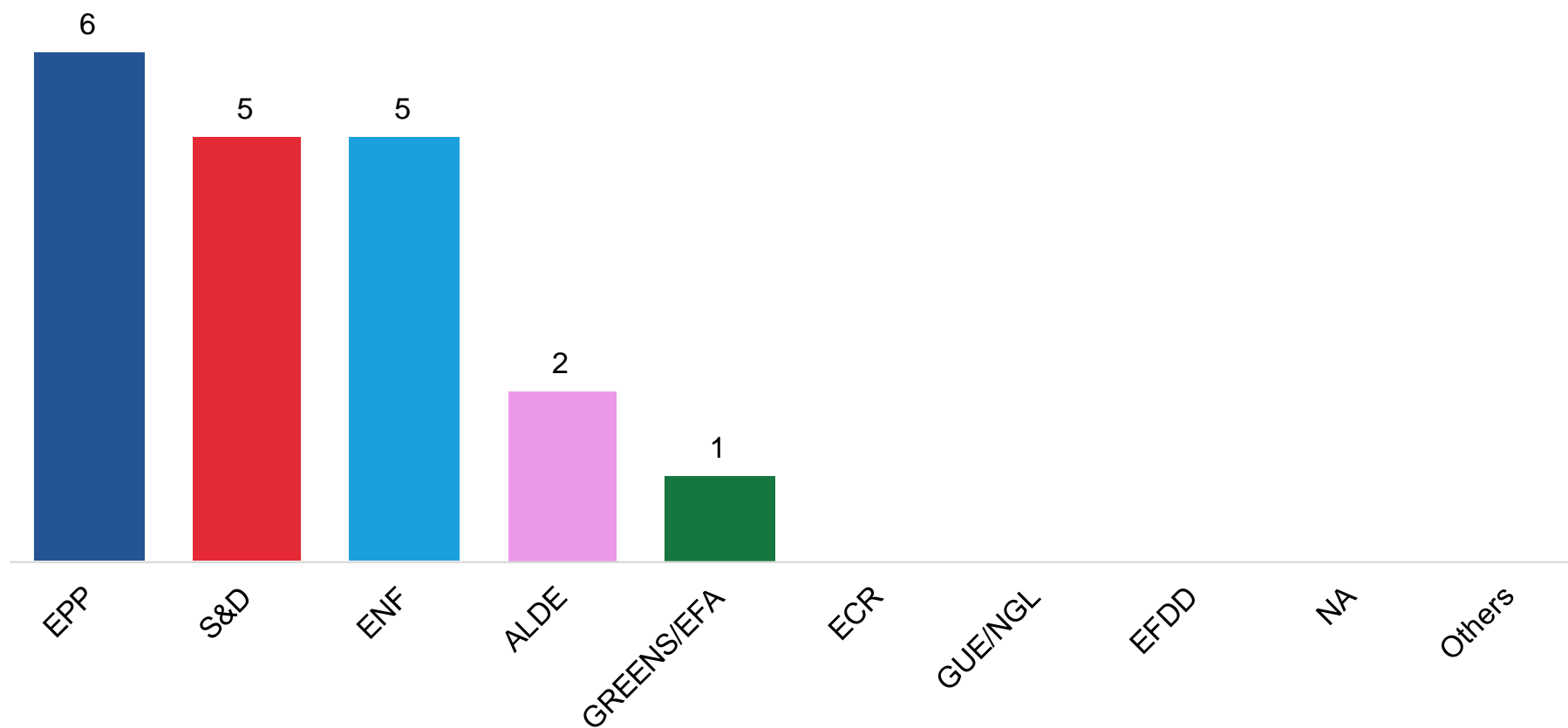
3. Seat projection




AUSTRIA

SEATS: 19

06/02/2019



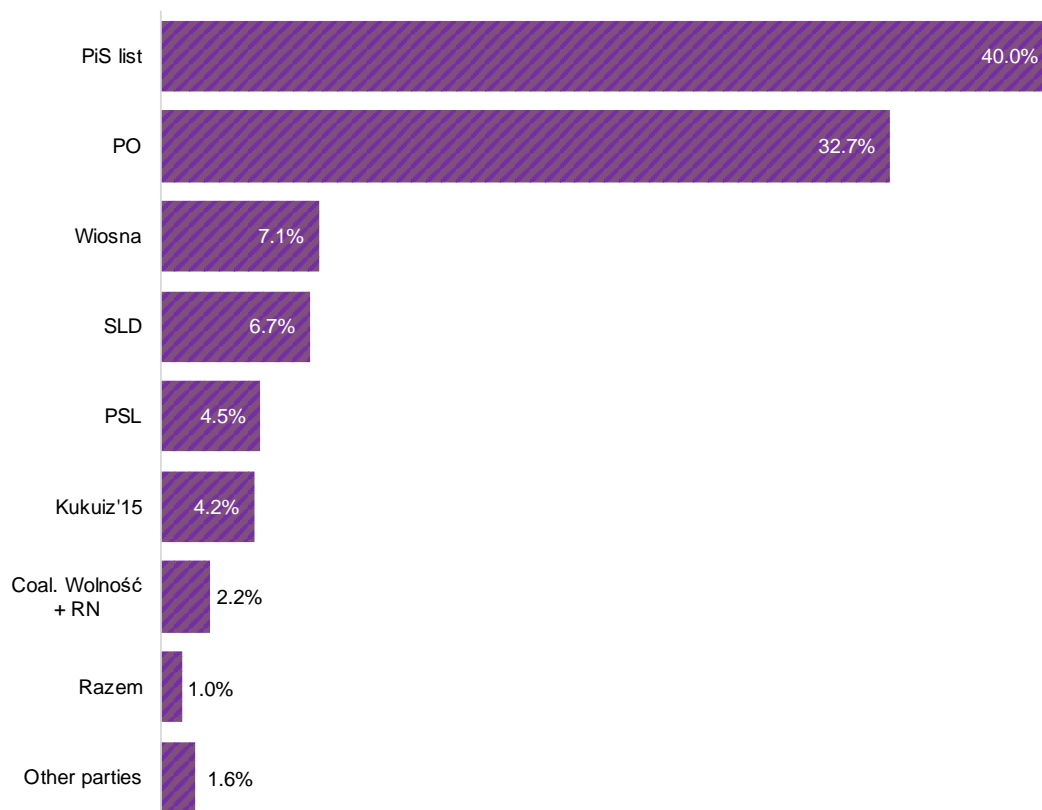
1. Voting intentions



Voting intentions

06/02/2019

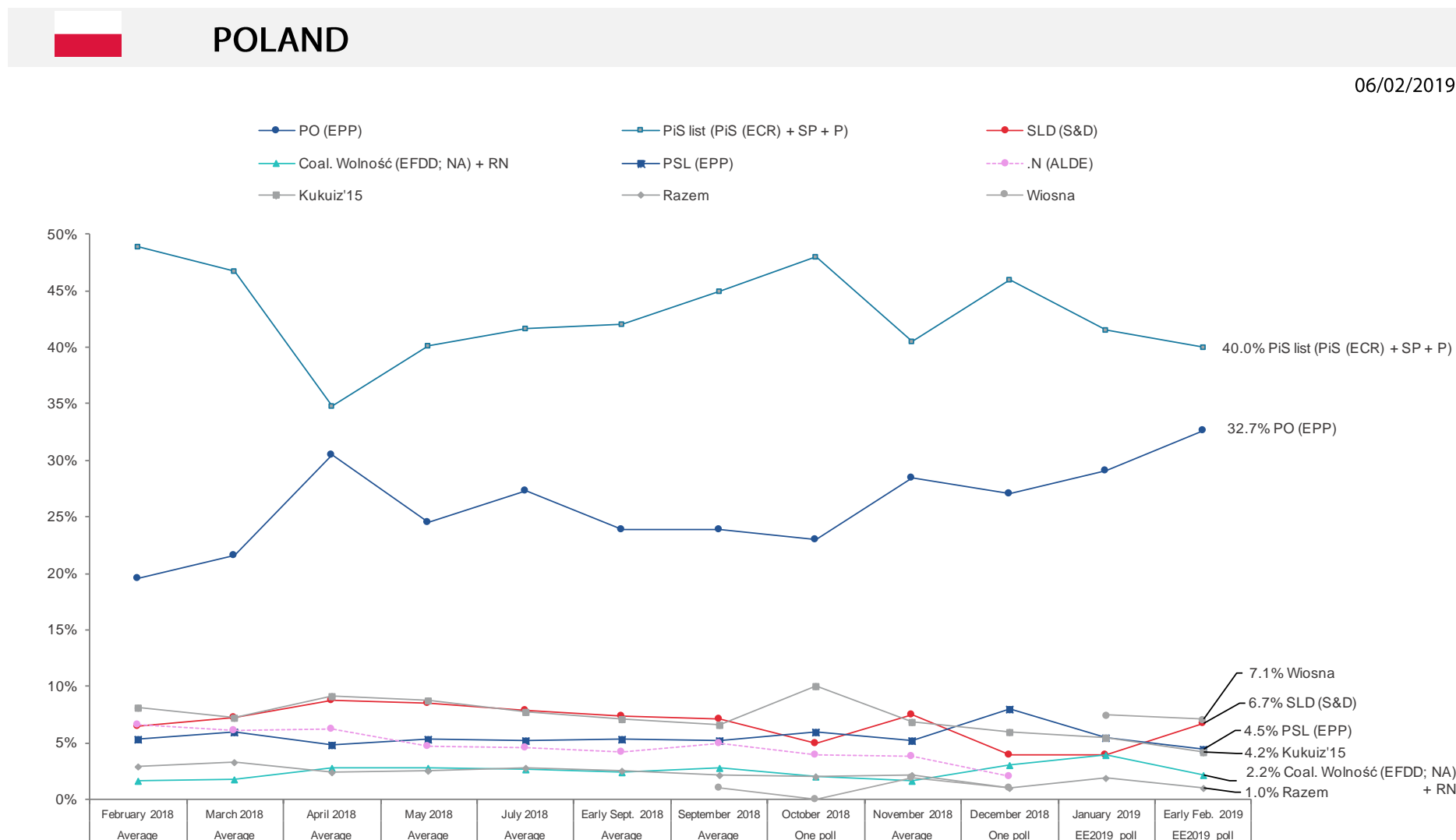
European Election poll



Date	Source
28/01/2019	IBRIS

Score	Seat projection	Abbreviation	Party/Coalition
40.0%	24	PiS list	Prawo i Sprawiedliwość (PiS) + Solidarna Polska (SP) + Porozumienie (P)
32.7%	20	PO	Platforma Obywatelska
7.1%	4	Wiosna	Wiosna
6.7%	4	SLD	Sojusz Lewicy Demokratycznej
4.5%	0	PSL	Polskie Stronnictwo Ludowe
4.2%	0	Kukiz'15	Kukiz'15
2.2%	0	Coal. Wolność + RN	Wolność Janusza Korwin-Mikke
1.0%	0	Razem	Partia Razem
1.6%	0	Other parties	


2. Voting intentions over time



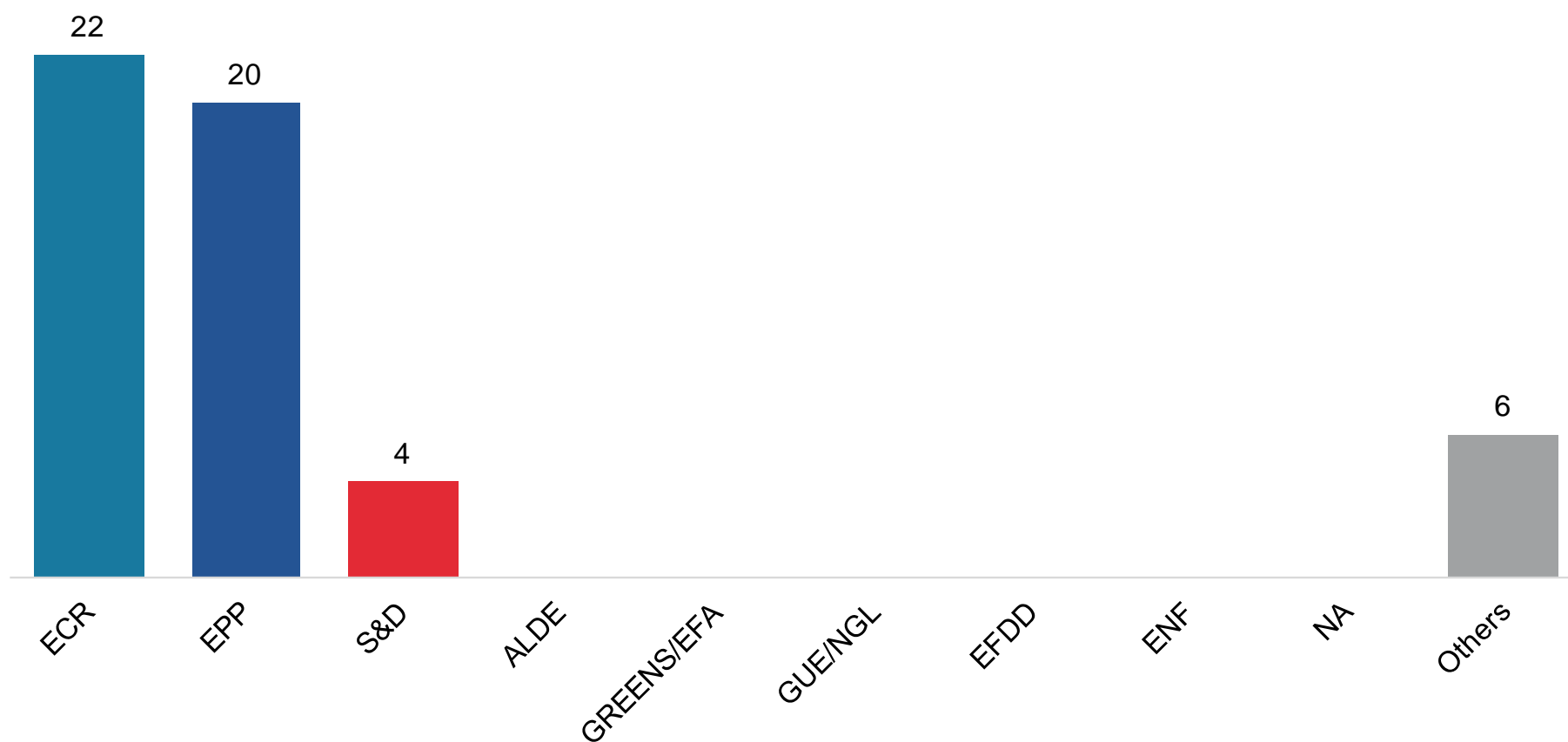
PiS list – SP and P candidates will also run on the PiS list

Wiosna – This party was set up by Robert Biedrón, officially announced on 3 February 2019 at the founder's convention.

3. Seat projection



06/02/2019



PIS - The projection presumes that 90% of the attributed to this coalition will go to ECR and 10% to "Others".

1. Voting intentions

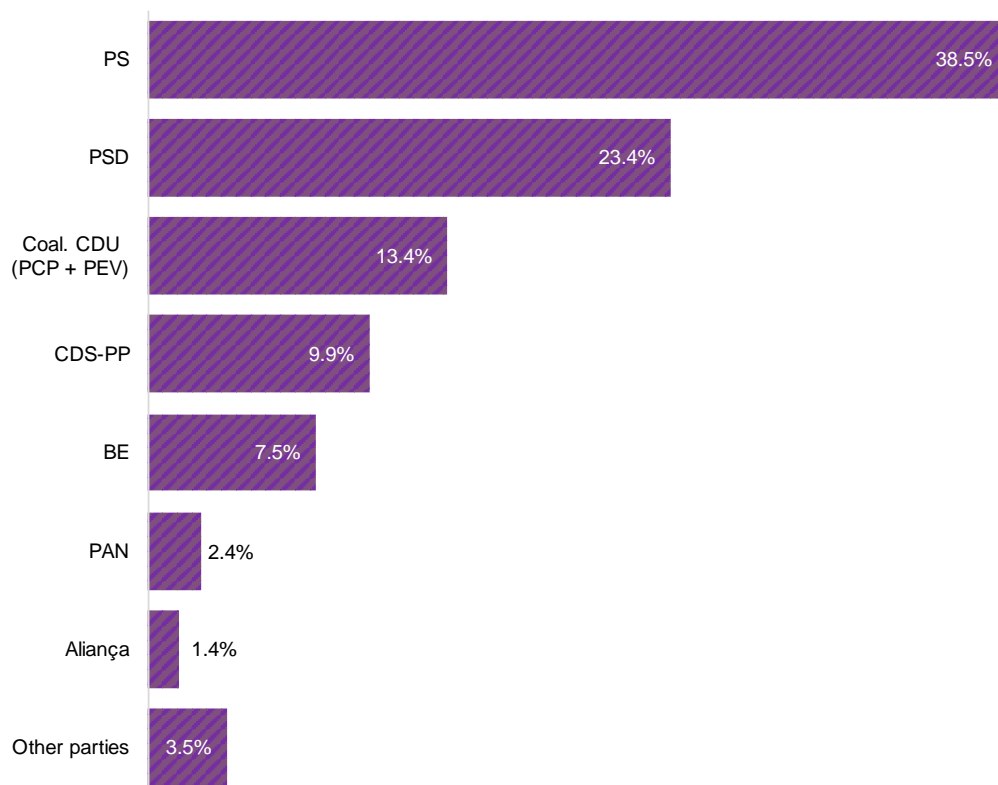


PORTUGAL

Voting intentions

06/02/2019

European Election poll



Date	Source
24/01/2019	Aximage

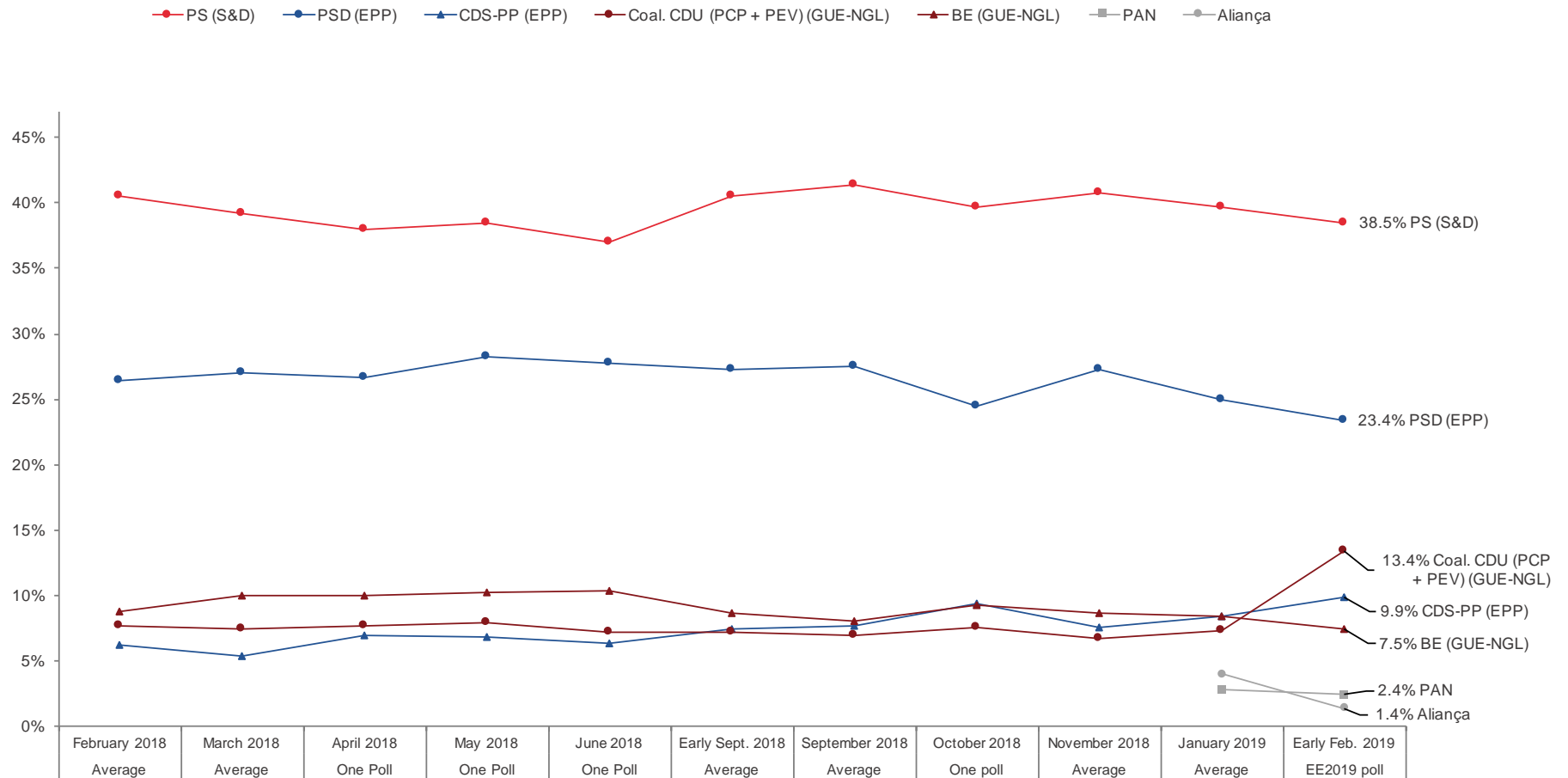
Score	Seat projection	Abbreviation	Party/Coalition
38.5%	9	PS	Partido Socialista
23.4%	6	PSD	Partido Social Democrata
13.4%	3	Coal. CDU (PCP + PEV)	Coligação Democrática Unitária: Partido Comunista Português + Partido Ecologista "Os Verdes"
9.9%	2	CDS-PP	Partido Popular
7.5%	1	BE	Bloco de Esquerda
2.4%	0	PAN	Pessoas-Animais-Natureza
1.4%	0	Aliança	Aliança
3.5%	0	Other parties	

2. Voting intentions over time



PORTUGAL

06/02/2019



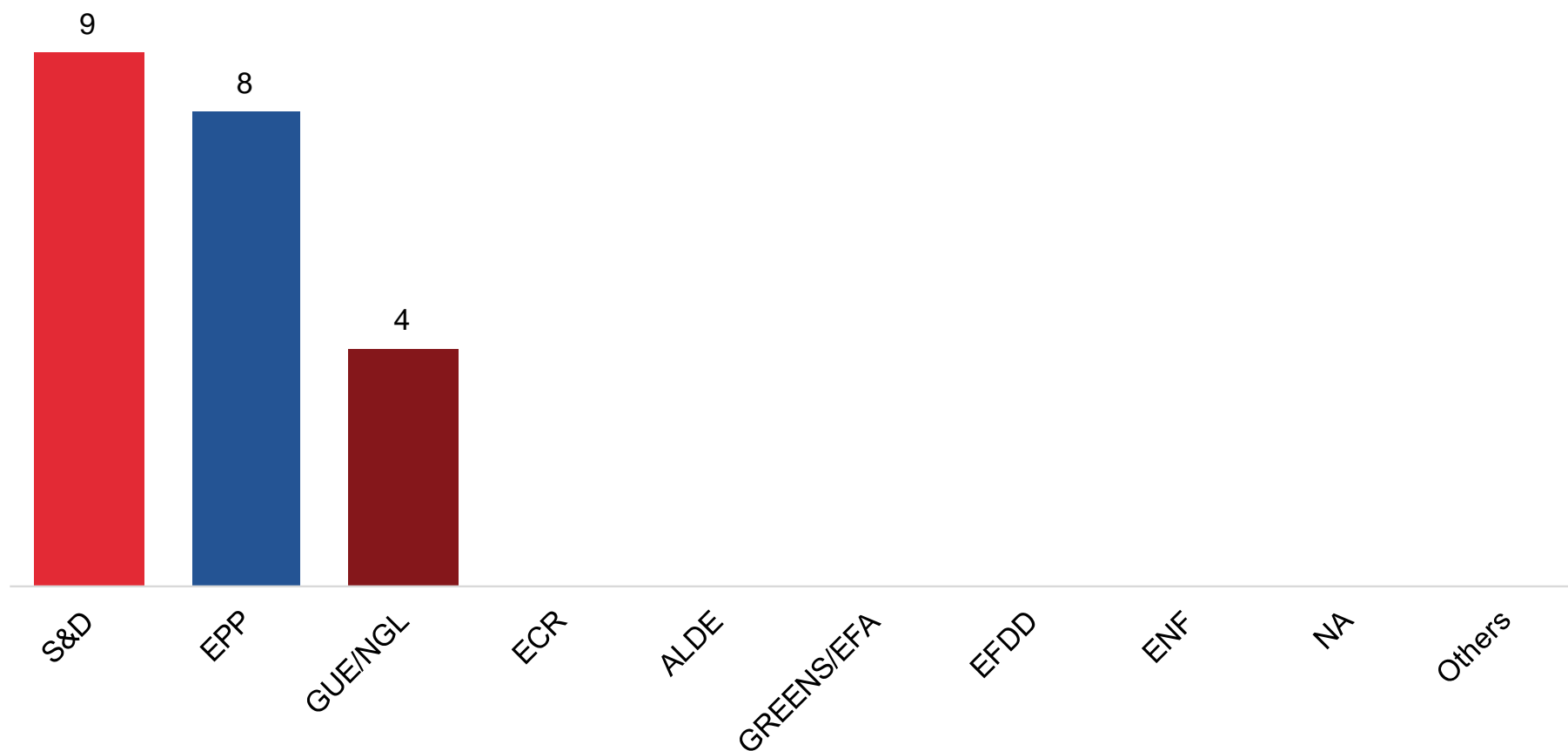
3. Seat projection



PORTUGAL

SEATS: 21

06/02/2019



1. Voting intentions

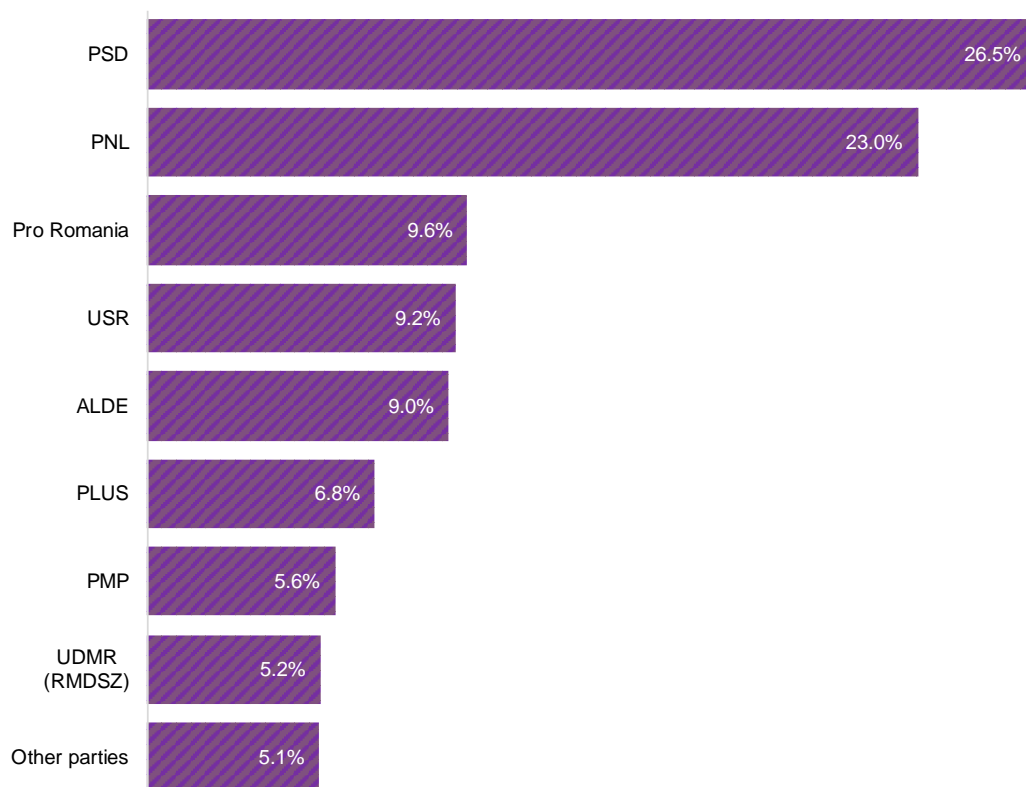


ROMANIA

Voting intentions

06/02/2019

Average of European election polls



Date	Source
10/02/2019	CURS
31/01/2019	IMAS
21/01/2019	BCS

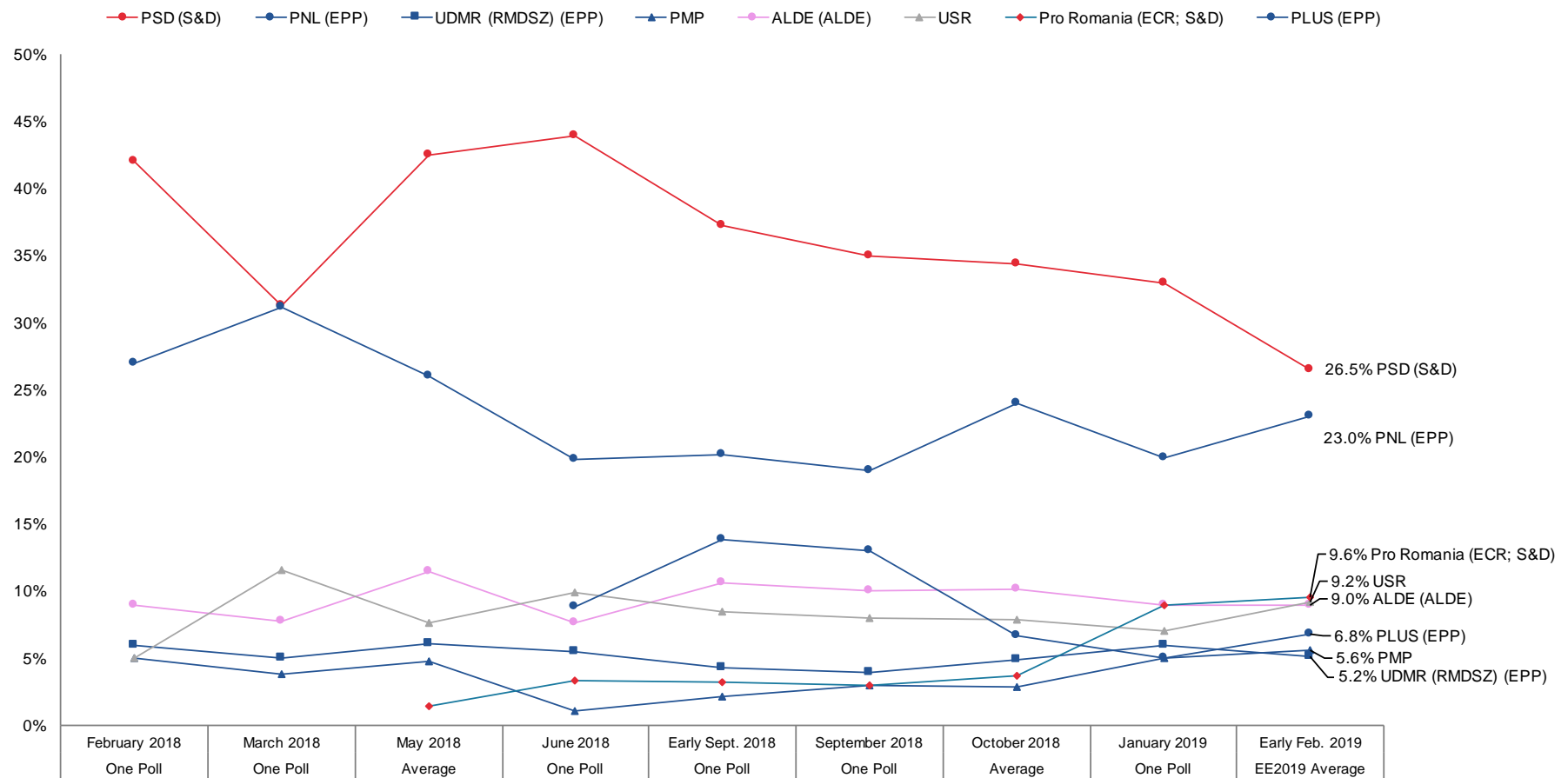
Score	Seat projection	Abbreviation	Party/Coalition
26.5%	10	PSD	Partidul Social Democrat
23.0%	8	PNL	Partidul Național Liberal
9.6%	3	Pro Romania	Pro Romania
9.2%	3	USR	Uniunea Salvați România
9.0%	3	ALDE	Alianța Liberalilor și Democraților
6.8%	2	PLUS	Partidul Libertății, Unității și Solidarității
5.6%	2	PMP	Partidul Mișcarea Populară
5.2%	2	UDMR (RMDSZ)	Româniai Magyar Demokrata Szövetség - Uniunea Democrată Maghiară din România
5.1%	0	Other parties	

2. Voting intentions over time



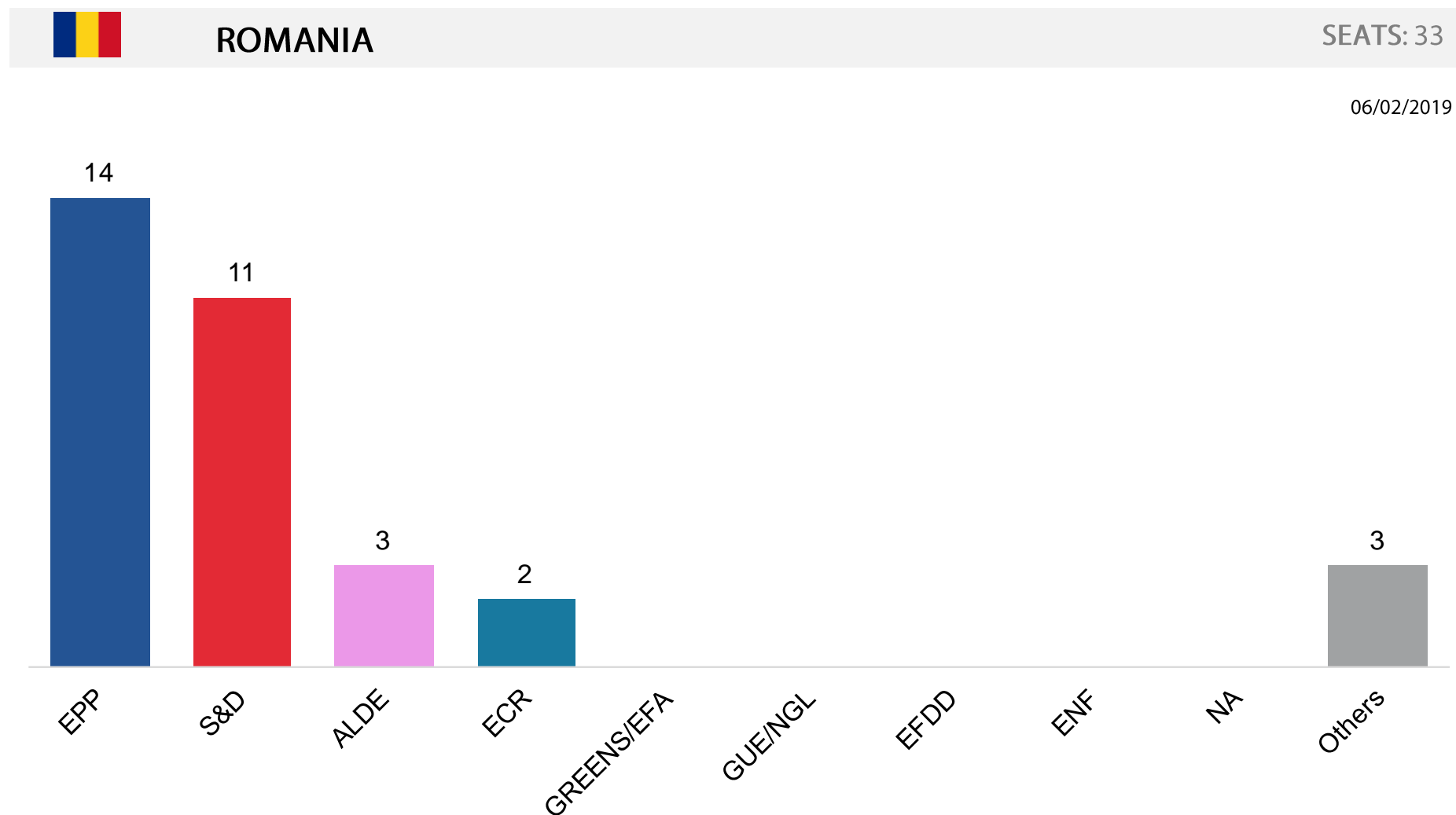
ROMANIA

06/02/2019



PMP – This party is a member of the European People's Party but no longer a part of the group. They do not currently have any MEPs in the EP.

3. Seat projection



Pro Romania - The projection presumes that 60% of the attributed to this coalition will go to ECR and 40% to S&D.

1. Voting intentions

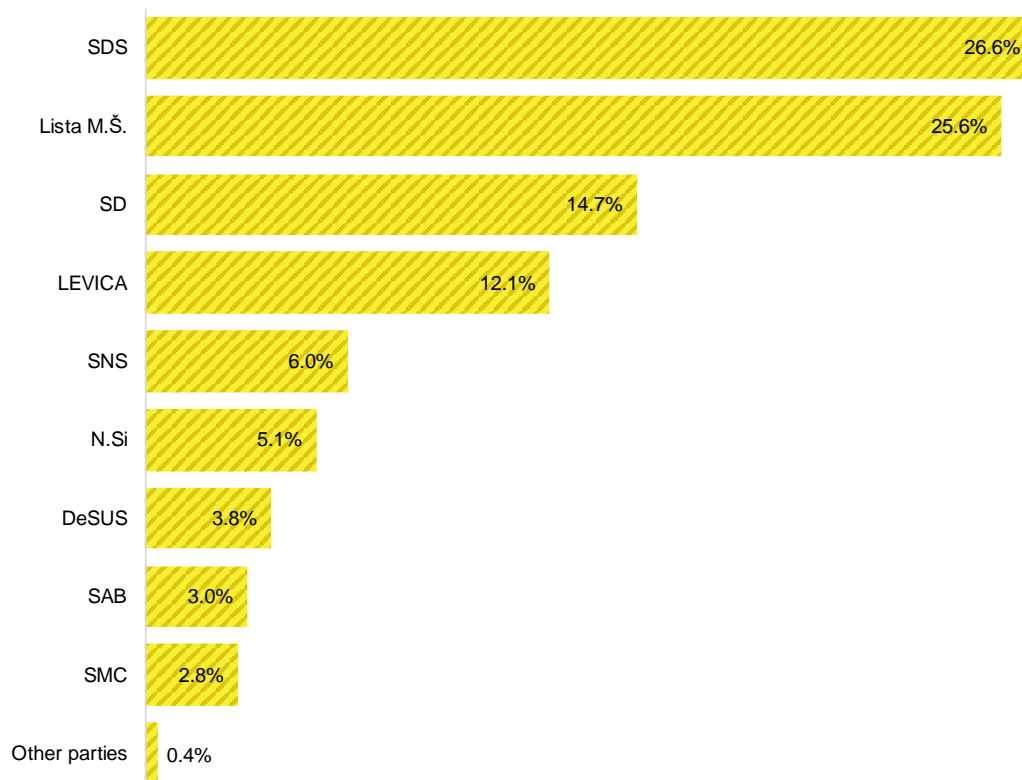


SLOVENIA

Voting intentions

06/02/2019

Single national poll



Date	Source
27/01/2019	Mediana

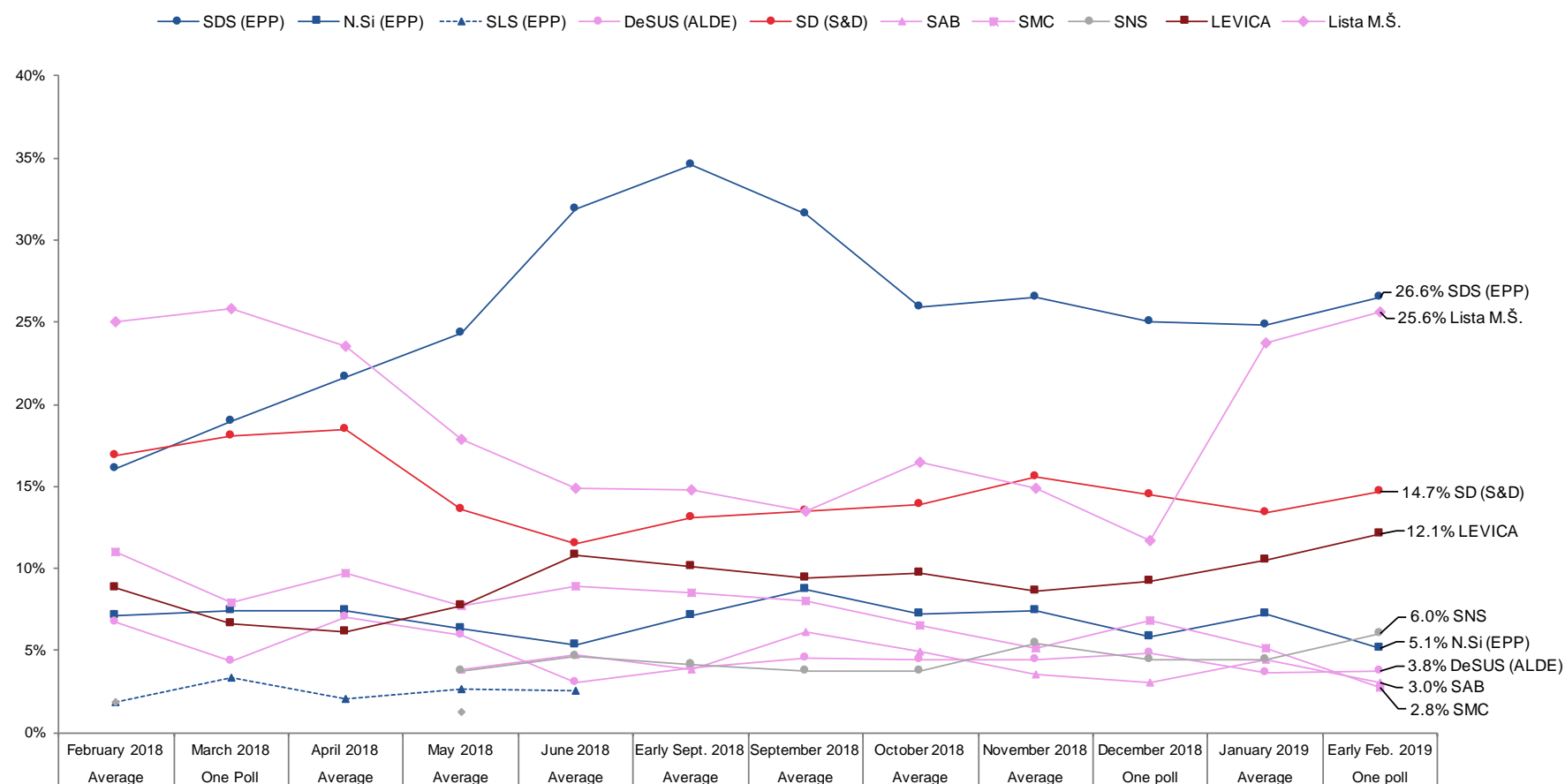
Score	Seat projection	Abbreviation	Party/Coalition
26.6%	3	SDS	Slovenska demokratska stranka
25.6%	3	Lista M.Š.	Lista Marjana Šarca
14.7%	1	SD	Socialni demokrati
12.1%	1	LEVICA	LEVICA
6.0%	0	SNS	Slovenska Nacionalna Stranka
5.1%	0	N.Si	Nova Slovenija
3.8%	0	DeSUS	Demokratska stranka upokojencev Slovenije
3.0%	0	SAB	Stranka Alenke Bratušek
2.8%	0	SMC	Stranka modernega centra
0.4%	0	Other parties	

2. Voting intentions over time



SLOVENIA

06/02/2019




SMC and SAB – These parties are members of the ALDE party (EGP) but not part of the ALDE group. They do not currently have any seats in the EP.

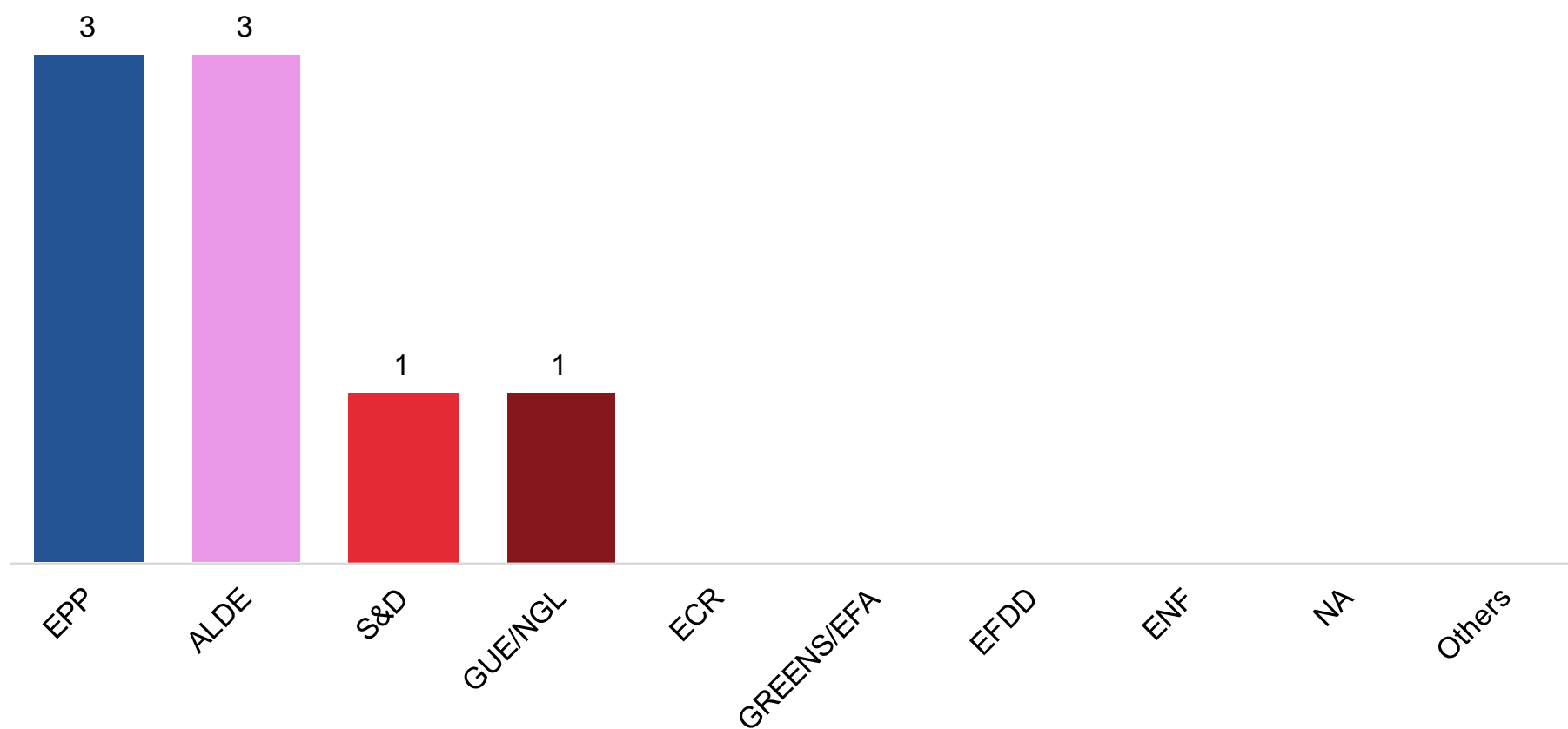
LEVICA – This party is a member of the European Left party (EL) but not part of the S&D group. They do not currently have any seats in the EP.

LMS – This party joined the ALDE party on 9 November 2018 but it is not a member of the ALDE group. They do not currently have any seats in the EP.

3. Seat projection



06/02/2019



1. Voting intentions

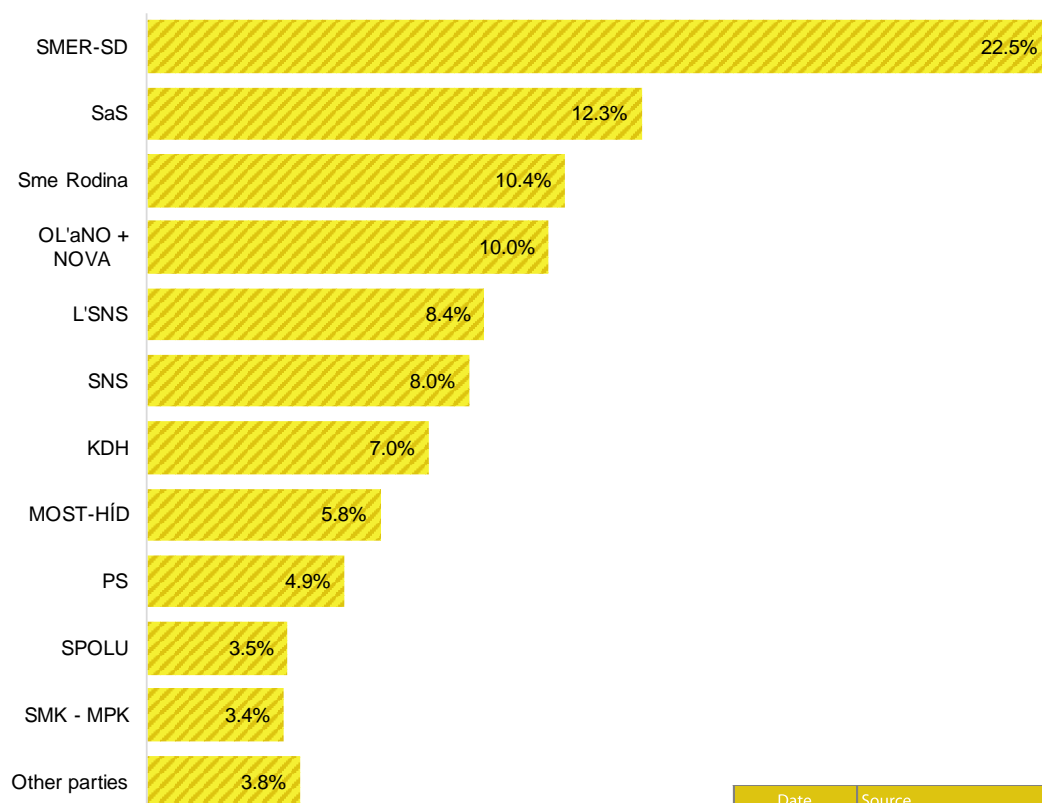


SLOVAKIA

Voting intentions

06/02/2019

Single national poll



Date	Source
25/01/2019	Focus

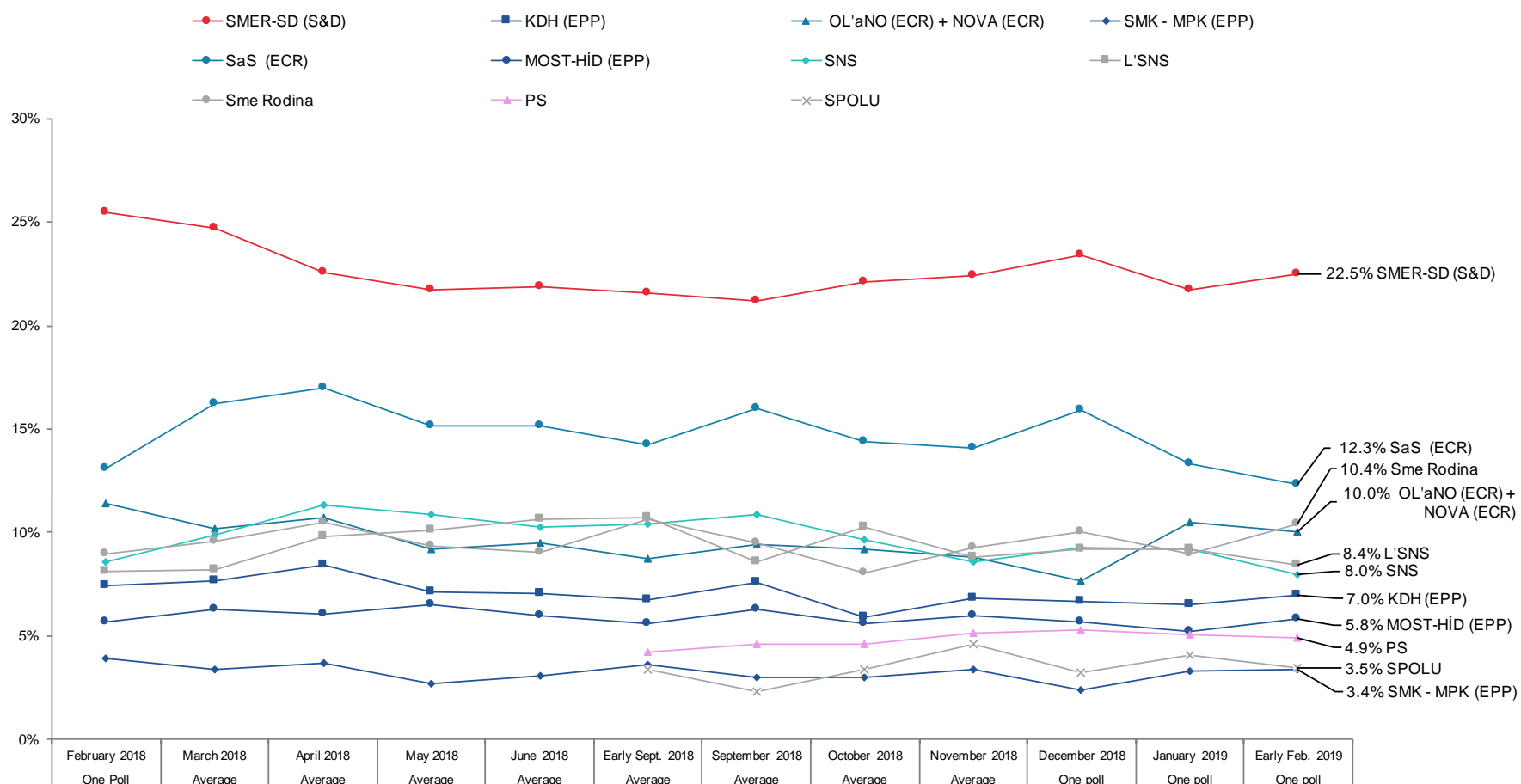
Score	Seat projection	Abbreviation	Party/Coalition
22.5%	4	SMER-SD	SMER - Sociálna demokracia
12.3%	2	SaS	Sloboda a Solidarita
10.4%	2	Sme Rodina	Sme Rodina – Boris Kollár
10.0%	2	OL'aNO + NOVA	OBYČAJNÍ ĽUDIA a nezávislé osobnosti + Nová väčšina - Dohoda
8.4%	1	L'SNS	Kotleba – Ľudová strana Naše Slovensko
8.0%	1	SNS	Slovenská národná strana
7.0%	1	KDH	Kresťanskodemokratické hnutie
5.8%	1	MOST-HÍD	Most-Híd
4.9%	0	PS	Progresívne Slovensko
3.5%	0	SPOLU	SPOLU – občianska demokracia
3.4%	0	SMK - MPK	Strana maďarskej komunity - Magyar Közösség Pártja
3.8%	0	Other parties	

2. Voting intentions over time



SLOVAKIA

06/02/2019



SNS – This party is no longer affiliated with EFDD and is now allocated to 'Others'

PS – This party became a member of the ALDE party on 9 November 2018 but it is not a member of the ALDE group. They do not currently have any seats in the EP.

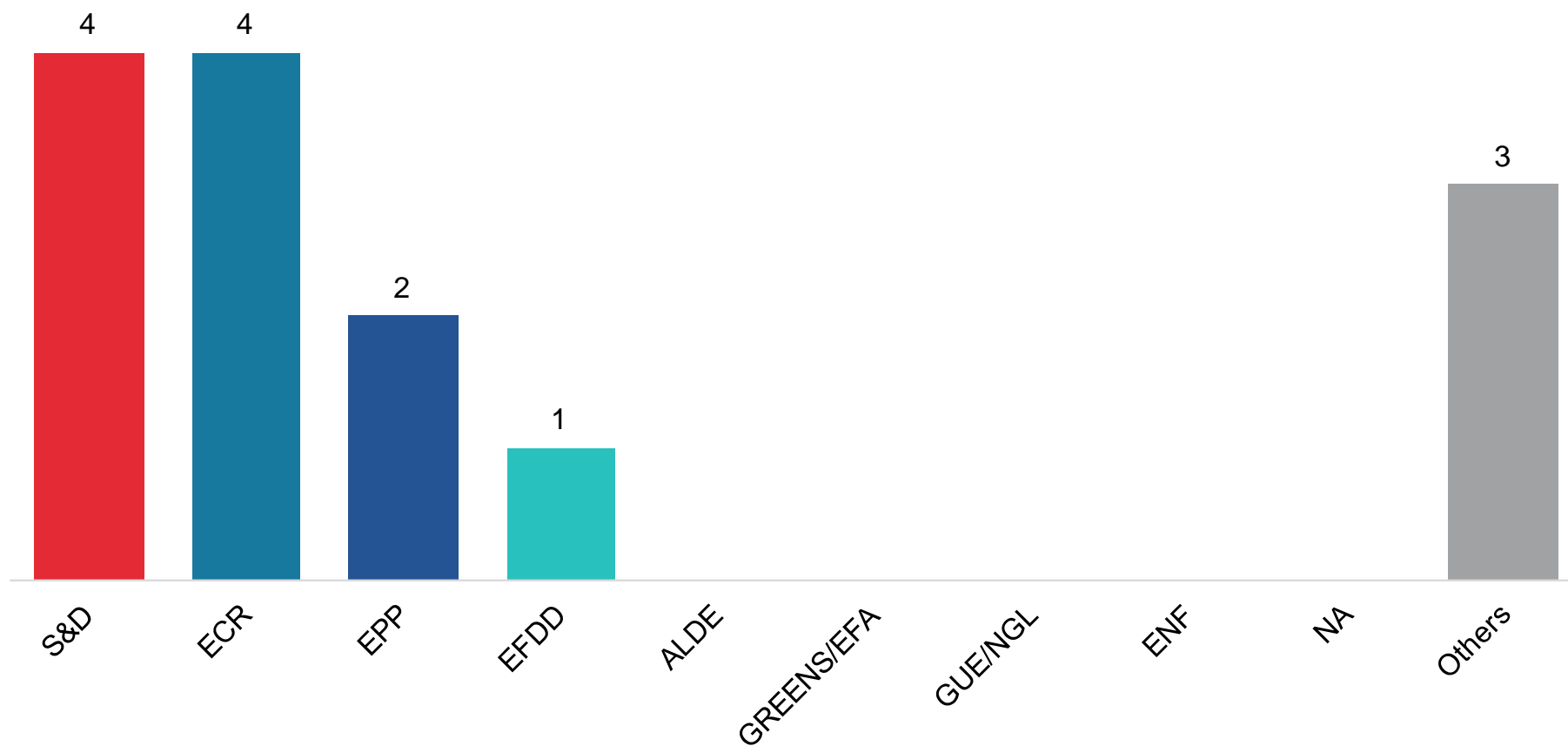
3. Seat projection



SLOVAKIA

SEATS: 14

06/02/2019



1. Voting intentions

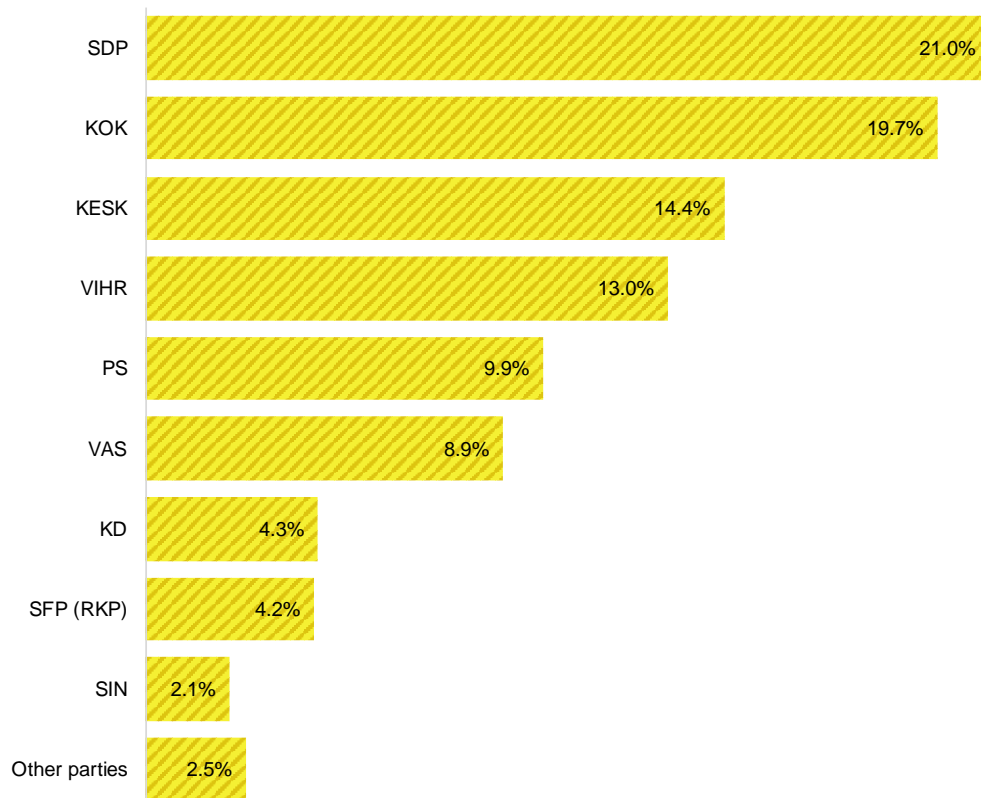


FINLAND

Voting intentions

06/02/2019

Single national poll



Date	Source
01/02/2019	Tietoykkönen Oy

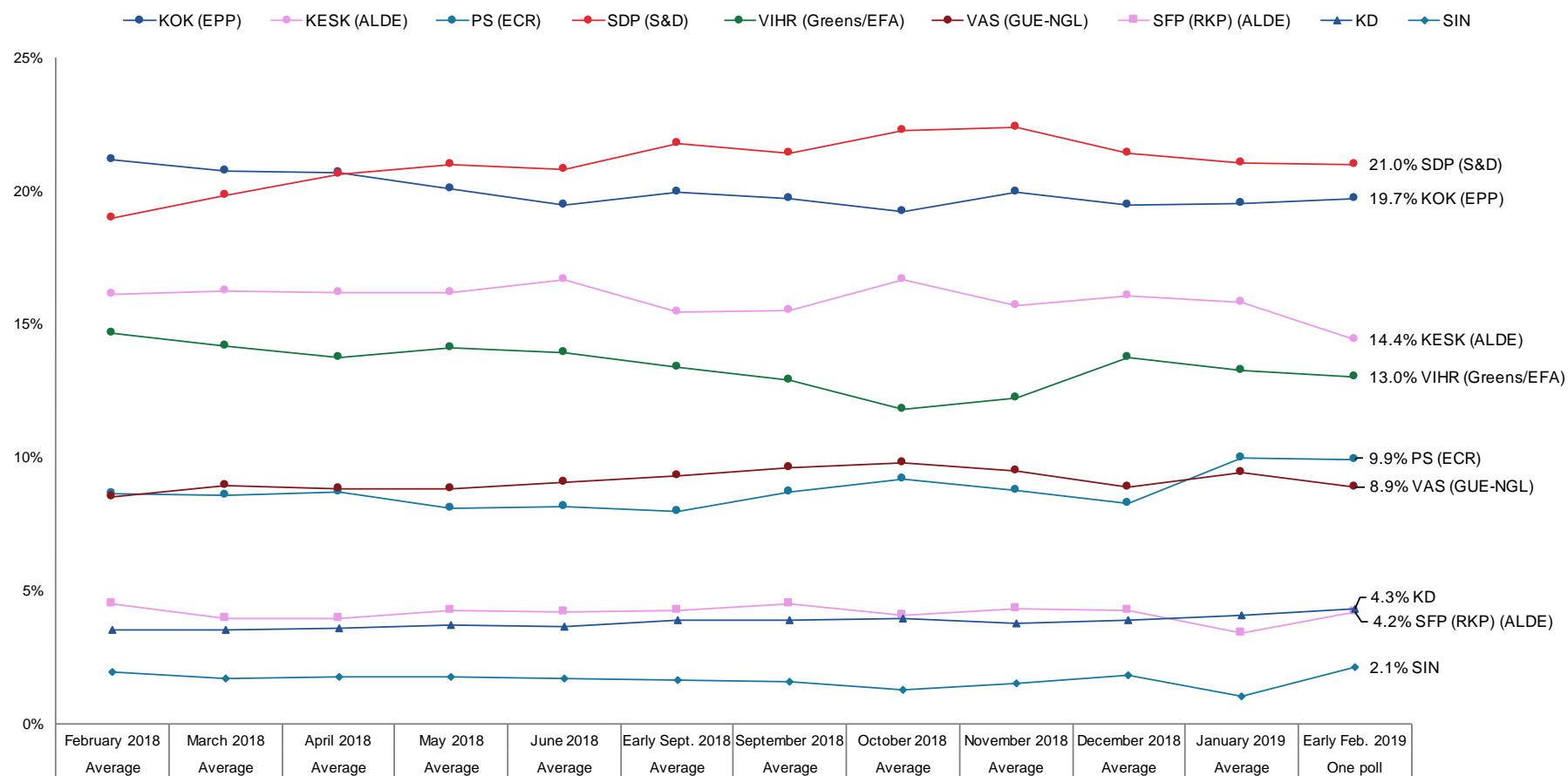
Score	Seat projection	Abbreviation	Party/Coalition
21.0%	4	SDP	Suomen Sosialidemokraattinen Puolue // Finlands socialdemokratiska parti
19.7%	3	KOK	Kansallinen Kokoomus // Samlingspartiet
14.4%	2	KESK	Suomen Keskusta // Centern i Finland
13.0%	2	VIHR	Vihreä Liitto // Gröna förbundet
9.9%	2	PS	Perussuomalaiset // Sannfinländarna
8.9%	1	VAS	Vasemmistoliitto // Vänsterförbundet
4.3%	0	KD	Kristillisdemokraatit // Kristdemokraterna
4.2%	0	SFP (RKP)	Svenska folkpartiet i Finland - Suomen ruotsalainen kansanpuolue
2.1%	0	SIN	Sininen Tulevaisuus // Blå framtid
2.5%	0	Other parties	

2. Voting intentions over time



FINLAND

06/02/2019



KD – This party is a member of the European People's Party (EPP) but not part of the EPP group. They do not currently have any seats in the EP.

SIN – This party is a member of the Alliance of Conservatives and Reformists in Europe (ACRE) but not part of the ECR group. They do not currently have any seats in the EP.

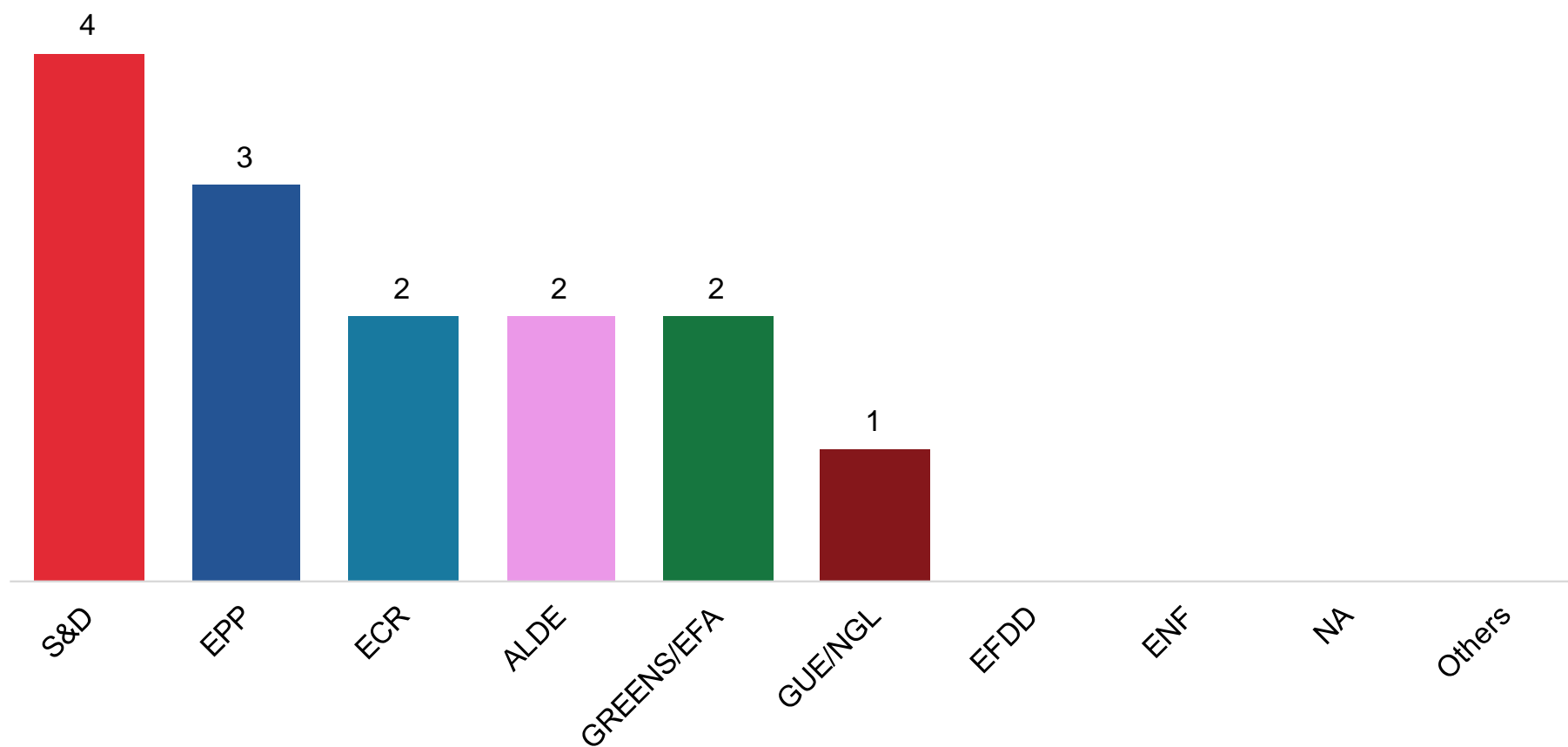
3. Seat projection



FINLAND

SEATS: 14

06/02/2019



1. Voting intentions

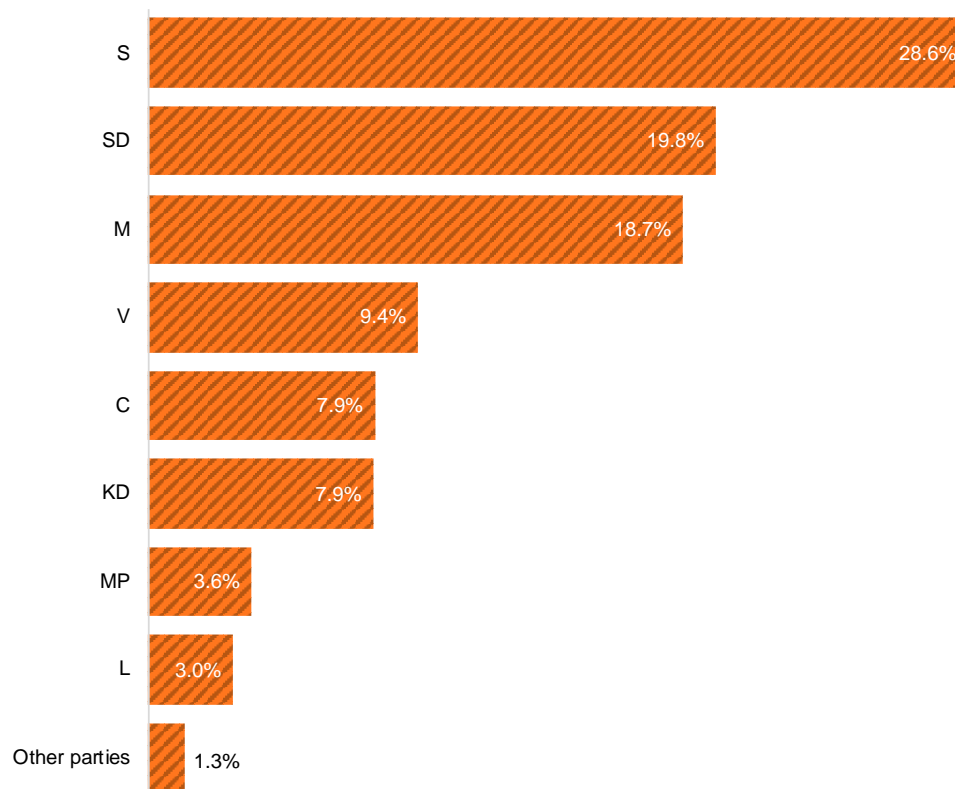


SWEDEN

Voting intentions

06/02/2019

Average of national polls



Date	Source
07/02/2019	Novus
24/01/2019	Inizio

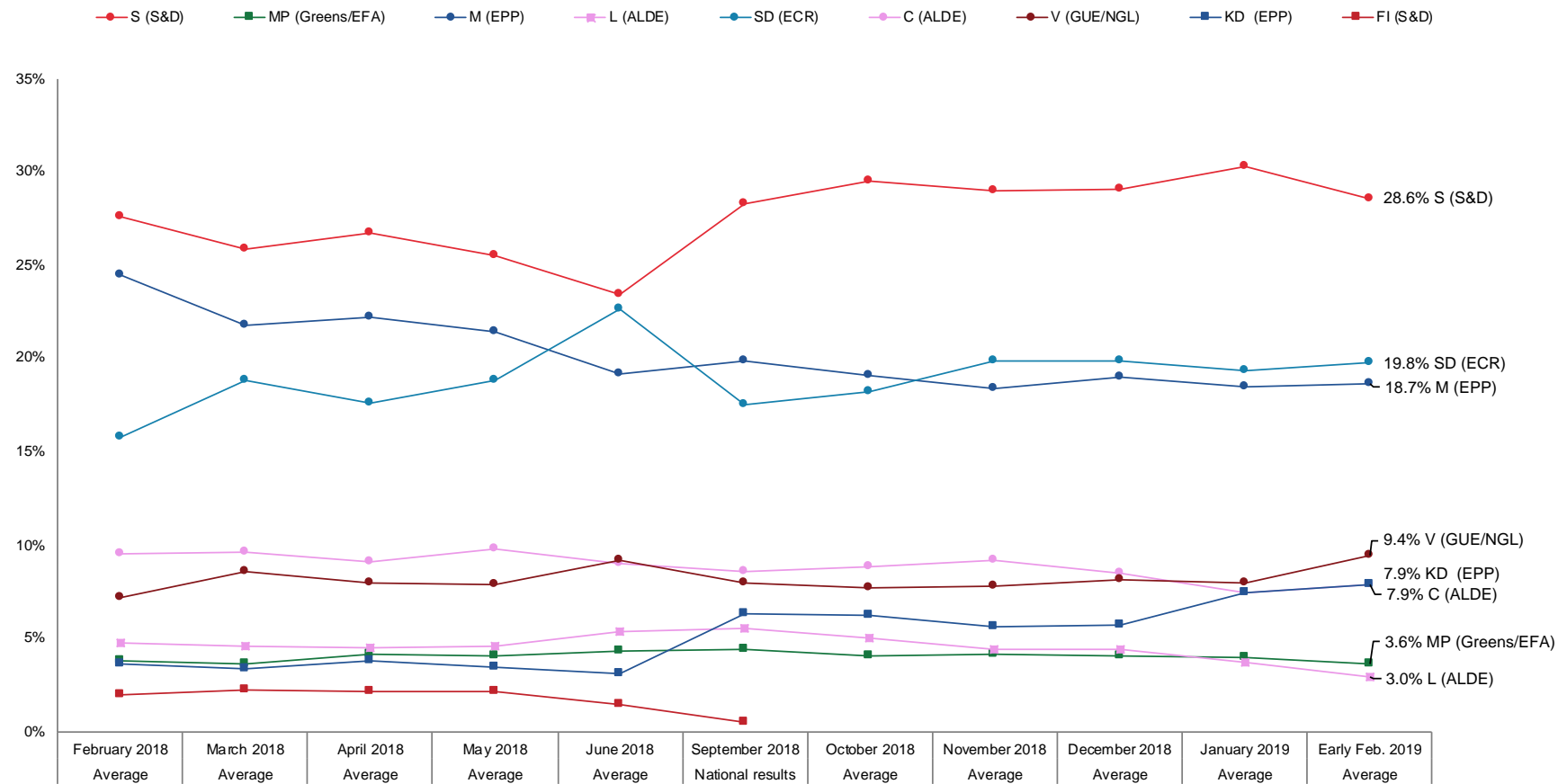
Score	Seat projection	Abbreviation	Party/Coalition
28.6%	7	S	Socialdemokraterna
19.8%	4	SD	Sverigedemokraterna
18.7%	4	M	Moderata Samlingspartiet
9.4%	2	V	Vänsterpartiet
7.9%	2	C	Centerpartiet
7.9%	2	KD	Kristdemokraterna
3.6%	0	MP	Miljöpartiet de Gröna
3.0%	0	L	Liberalerna (Tidigare Folkpartiet)
1.3%	0	Other parties	

2. Voting intentions over time



SWEDEN

06/02/2019



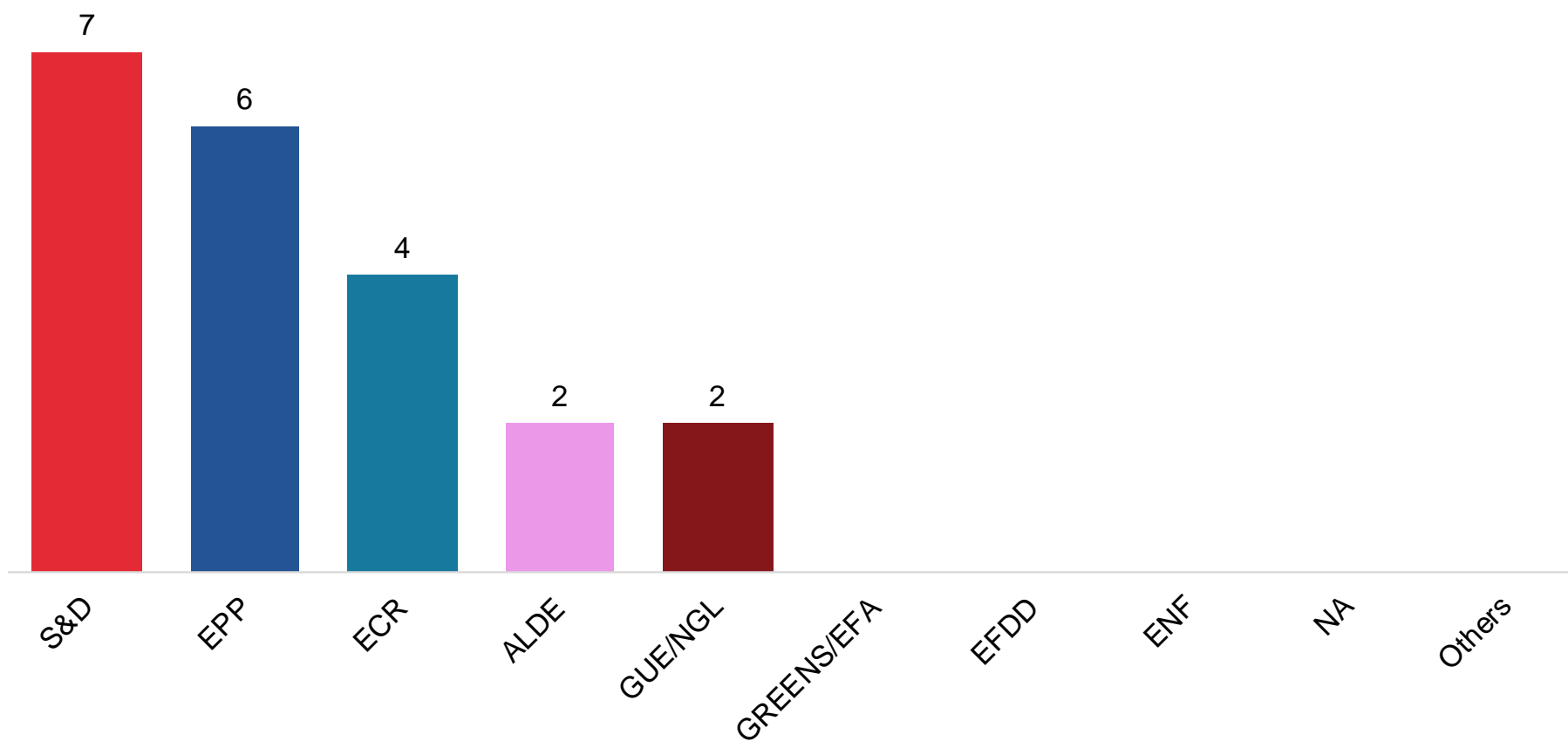
3. Seat projection



SWEDEN

SEATS: 21

06/02/2019



Annex – Voting intention polls used



BELGIUM - Flemish community

Voting intention polls used

Country:	BE		
Voting intentions:	National	CD&V	15.7%
		Groen!	13.8%
Polling firm:	Ipsos	N-VA	30.2%
		sp. a	9.7%
FW start date:	13/12/2018	VI. Belang	12.0%
FW end date:	17/12/2018	Open VLD	11.6%
Publication date:	21/12/2018	PVDA+	5.5%
		Other	1.5%
No. interviews:	1000		
Mode:	Online		
Sample:	Random		
Margin of error: +/-	3.2%		

https://www.nieuwsblad.be/cnt/dmf20181220_04053102

Country:	BE		
Voting intentions:	National	CD&V	18.7%
		Groen!	16.0%
Polling firm:	Kantar TNS	N-VA	28.3%
		sp. a	9.2%
FW start date:	19/11/2018	VI. Belang	7.6%
FW end date:	08/12/2018	Open VLD	17.5%
Publication date:	18/12/2018	PVDA+	2.5%
		Other	0.2%
No. interviews:	1038		
Mode:	Telephone		
Sample:	Random		
Margin of error: +/-	3.1%		

<https://www.vrt.be/vrtnws/nl/2018/12/17/n-va-blijft-grootste-in-vlaanderen-groen-rukt-verder-op-en-sp-a/>



BELGIUM - Flemish community

Voting intention polls used

Country:	BE		
Voting intentions:	National	CD&V	14.6%
		Groen!	12.2%
Polling firm:	Ipsos	N-VA	28.0%
		sp. a	12.3%
FW start date:	27/11/2018	VI. Belang	11.7%
FW end date:	03/12/2018	Open VLD	13.4%
Publication date:	07/12/2018	PVDA+	6.2%
		Other	1.6%
No. interviews:	998		
Mode:	Online		
Sample:	Random		
Margin of error: +/-	3.1%		

<https://www.rtl.be/info/belgique/politique/grand-barometre-ecolo-premier-parti-de-bruxelles-1083126.aspx>



BELGIUM - French community

Voting intention polls used

Country:	BE		
Voting intentions:	National	PS	25.4%
		MR	19.9%
Polling firm:	Kantar TNS	cdH	10.4%
		ECOLO	19.7%
FW start date:	19/11/2018	PTB-GO!	14.0%
FW end date:	08/12/2018	DéFI	3.3%
Publication date:	18/12/2018	La droite	
		PP	5.1%
No. interviews:	1016	Other	2.2%
Mode:	Telephone		
Sample:	Random		
Margin of error: +/-	3.1%		

<https://www.vrt.be/vrtnws/nl/2018/12/17/mr-en-ps-boeren-achteruit-ecolo-brengt-groene-golf-in-wallonie/>

Country:	BE		
Voting intentions:	National	PS	24.9%
		MR	20.7%
Polling firm:	Ipsos	cdH	11.3%
		ECOLO	13.5%
FW start date:	27/11/2018	PTB-GO!	13.1%
FW end date:	03/12/2018	DéFI	4.2%
Publication date:	07/12/2018	La droite	2.3%
		PP	6.2%
No. interviews:	1003	Other	3.8%
Mode:	Online		
Sample:	Random		
Margin of error: +/-	3.1%		

<https://www.rtl.be/info/belgique/politique/grand-barometre-ecolo-premier-parti-de-bruxelles-1083126.aspx>



BULGARIA

Voting intention polls used

Country:	BG		
Voting intentions:	European	BSP // БСП	28.5%
		DPS // ДПС	8.8%
Polling firm:	Market Links	GERB // ГЕРБ	33.9%
		Coal RB // РБ (BND + UDF et al.)	
FW start date:	12/01/2019	ABV // АБВ	
FW end date:	21/01/2019	DOST // ДОСТ	
Publication date:	31/01/2019	Movement 21 // Движение 21	
		DSB // ДСБ	
No. interviews:	1007	Volya // Воля	1.8%
		Coal UP // ОП (IMRO + NFSB et al.)	10.9%
Mode:	F2F	Vazrazhdane // Възраждане	
Sample:	Random	Coal DB // ДБ (DSB + Yes Bulgaria et al.)	6.1%
		Other	9.9%
Margin of error: +/-	NA		

<http://www.marketlinks.bg/modules/downloadResource.php?resource=279&hash=0a8b29dfe8b00bf1da8868250c02b189>

Country:	BG		
Voting intentions:	European	BSP // БСП	37.6%
		DPS // ДПС	12.0%
Polling firm:	AFIS	GERB // ГЕРБ	35.7%
		Coal RB // РБ (BND + UDF et al.)	2.3%
FW start date:	14/01/2019	ABV // АБВ	
FW end date:	19/01/2019	DOST // ДОСТ	
Publication date:	23/01/2019	Movement 21 // Движение 21	
		DSB // ДСБ	
No. interviews:	1010	Volya // Воля	1.6%
		Coal UP // ОП (IMRO + NFSB et al.)	5.1%
Mode:	F2F	Vazrazhdane // Възраждане	
Sample:	Random	Coal DB // ДБ (DSB + Yes Bulgaria et al.)	1.6%
		Other	4.2%
Margin of error: +/-	NA		

https://clubz.bg/78593-afis_bsp_i_gerb_izravneni_s_po_6_7_mandata_na_evrovota



CZECHIA

Voting intention polls used

Country:	CZ		
Voting intentions:	National	ODS	13.0%
		ČSSD	12.5%
Polling firm:	CVVM	KSČM	9.5%
		KDU–ČSL	5.0%
FW start date:	05/01/2019	TOP 09	3.0%
FW end date:	17/01/2019	ANO 2011	31.0%
Publication date:	25/01/2019	SZ	1.5%
		Piráti	15.0%
No. interviews:	759	Svobodní	1.0%
		SPD	4.0%
Mode:	F2F	STAN	3.5%
Sample:	Quota	Other	1.0%
Margin of error: +/-	3.1%		

https://cvvm.soc.cas.cz/media/com_form2content/documents/c2/a4811/f9/pv190125.pdf

Country:	CZ		
Voting intentions:	National	ODS	15.5%
		ČSSD	9.0%
Polling firm:	Median	KSČM	7.5%
		KDU–ČSL	4.5%
FW start date:	10/12/2018	TOP 09	4.5%
FW end date:	24/01/2019	ANO 2011	30.0%
Publication date:	24/01/2019	SZ	1.0%
		Piráti	13.5%
No. interviews:	784	Svobodní	1.5%
		SPD	8.0%
Mode:	F2F + Web	STAN	4.0%
Sample:	Random + quota	Other	1.0%
Margin of error: +/-	3.5%		

http://www.median.eu/cs/wp-content/uploads/2019/01/MEDIAN_Snemovni_volebni_model_2019_01.pdf



DENMARK

Voting intention polls used

Country:	DK		
Voting intentions:	National	A (S)	27.5%
Polling firm:	Voxmeter	B (RV)	7.2%
FW start date:	28/01/2019	C (KF)	4.2%
FW end date:	03/02/2019	F (SF)	5.5%
Publication date:	04/02/2019	O (DF)	16.2%
No. interviews:	1045	I (LA)	5.3%
Mode:	Tel	V	18.4%
Sample:	Quota	Ø (EL)	9.0%
Margin of error: +/-	2.7%	K (KD)	1.1%
		Å	3.2%
		D (NB)	2.0%
		N	
		Other	0.4%

<https://voxbmeter.dk/meningsmalinger/>

Country:	DK		
Voting intentions:	National	A (S)	25.8%
Polling firm:	Megafoon	B (RV)	8.3%
FW start date:	28/01/2019	C (KF)	4.7%
FW end date:	31/01/2019	F (SF)	7.5%
Publication date:	31/01/2019	O (DF)	15.8%
No. interviews:	1007	I (LA)	3.3%
Mode:	Missing	V	17.0%
Sample:	Missing	Ø (EL)	8.9%
Margin of error: +/-	Missing	K (KD)	0.8%
		Å	4.5%
		D (NB)	3.2%
		N	
		Other	0.2%

<http://nyheder.tv2.dk/politik/2019-01-31-ny-maaling-er-loekkes-vaerste-mareridt-siger-politisk-kommentator>



DENMARK

Voting intention polls used

Country:	DK		
Voting intentions:	National	A (S)	28.1%
Polling firm:	Voxmeter	B (RV)	6.9%
FW start date:	21/01/2019	C (KF)	4.0%
FW end date:	27/01/2019	F (SF)	5.0%
Publication date:	25/01/2019	O (DF)	16.8%
No. interviews:	1039	I (LA)	4.6%
Mode:	Tel	V	18.9%
Sample:	Quota	Ø (EL)	8.5%
Margin of error: +/-	2.7%	K (KD)	0.9%
		Å	3.7%
		D (NB)	2.2%
		N	
		Other	0.4%

<https://voxbmeter.dk/meningsmalinger/>

Country:	DK		
Voting intentions:	National	A (S)	26.4%
Polling firm:	Norstat	B (RV)	5.3%
FW start date:	16/01/2019	C (KF)	3.8%
FW end date:	22/01/2019	F (SF)	6.4%
Publication date:	25/01/2019	O (DF)	17.6%
No. interviews:	1207	I (LA)	4.3%
Mode:	Tel + Web	V	19.3%
Sample:	Quota	Ø (EL)	7.9%
Margin of error: +/-	Missing	K (KD)	1.2%
		Å	4.2%
		D (NB)	3.1%
		N	
		Other	0.5%

<https://www.altinget.dk/artikel/ny-maaling-efter-sundhedsudspil-der-er-doemt-taet-opgoer-mellem-blokkene>



DENMARK

Voting intention polls used

Country:	DK		
Voting intentions:	National	A (S)	27.9%
Polling firm:	Epinion	B (RV)	6.2%
FW start date:	14/01/2019	C (KF)	4.0%
FW end date:	22/01/2019	F (SF)	6.7%
Publication date:	24/01/2019	O (DF)	16.6%
No. interviews:	1745	I (LA)	4.6%
Mode:	Tel + Web	V	17.5%
Sample:	Random + quota	Ø (EL)	8.9%
Margin of error: +/-	2.4%	K (KD)	0.6%
		Å	4.1%
		D (NB)	2.8%
		N	
		Other	0.1%

<https://www.dr.dk/nyheder/politik/meningsmaalinger>

Country:	DK		
Voting intentions:	National	A (S)	26.9%
Polling firm:	Voxmeter	B (RV)	7.5%
FW start date:	14/01/2019	C (KF)	3.5%
FW end date:	20/01/2019	F (SF)	5.6%
Publication date:	21/01/2019	O (DF)	17.8%
No. interviews:	1039	I (LA)	4.3%
Mode:	Tel	V	18.3%
Sample:	Quota	Ø (EL)	8.8%
Margin of error: +/-	2.7%	K (KD)	1.2%
		Å	3.6%
		D (NB)	2.1%
		N	
		Other	

<https://voxbmeter.dk/meningsmalinger/>



GERMANY

Voting intention polls used

Country:	DE		
Voting intentions:	European	CDU/CSU	30.0%
		SPD	15.0%
Polling firm:	INSA	GRÜNE	17.0%
		DIE LINKE	8.0%
FW start date:	25/01/2019	FDP	8.0%
FW end date:	28/01/2019	PIRATEN	1.0%
Publication date:	01/02/2019	AfD	12.0%
		FREIE WÄHLER	3.0%
No. interviews:	2056	Tierschutzpartei	1.0%
		NPD	
Mode:	Web	ÖDP	
Sample:	Quota	Die PARTEI	2.0%
		Other	3.0%
Margin of error: +/-	2.5%		

<https://www.bild.de/politik/ausland/politik-ausland/exklusive-umfrage-zur-europawahl-die-kleinen-parteien-raeumen-ab-59892100.bild.html>



ESTONIA

Voting intention polls used

Country:	EE		
Voting intentions:	National	ER	26.0%
		KE	24.0%
Polling firm:	Kantar Emor	I	8.0%
		SDE	10.0%
FW start date:	24/01/2019	EER	4.0%
FW end date:	29/01/2019	EKRE	18.0%
Publication date:	31/01/2019	EVA	2.0%
		Eesti 200	7.0%
No. interviews:	1001	Other	
		Elurikkuse erakond	1.0%
Mode:	Web		
Sample:	Random		
Margin of error: +/-	2.7%		

https://poliitika.postimees.ee/6511845/nimed-brandist-kovemad-isamaa-ja-sde-toetus-kerkib-nimekirjade-toel-oluliselt?_ga=2.108636420.708437160.1549265314-628292578.1507876902

Country:	EE		
Voting intentions:	National	ER	25.0%
		KE	33.0%
Polling firm:	Turu-Uuringud AS	I	6.0%
		SDE	7.0%
FW start date:	15/01/2019	EER	3.0%
FW end date:	28/01/2019	EKRE	17.0%
Publication date:	30/01/2019	EVA	1.0%
		Eesti 200	5.0%
No. interviews:	1000	Other	2.0%
		Elurikkuse erakond	1.0%
Mode:	F2F		
Sample:	Random		
Margin of error: +/-	3.1%		

<https://www.err.ee/905163/keskerakond-juhik-kuid-reformierakond-vahendas-vahet>



IRELAND

Voting intention polls used

Country:	IE		
Voting intentions:	National	FF	22.0%
		FG	32.0%
Polling firm:	Red C	LAB	6.0%
		GP	3.0%
FW start date:	17/01/2019	SF	13.0%
FW end date:	24/01/2019	Independents	14.0%
Publication date:	27/01/2019	SD	2.0%
		IA	5.0%
No. interviews:	1000	S-PBP	2.0%
		Other	1.0%
Mode:	Tel		
Sample:	Quota		
Margin of error: +/-	3.0%		

www.redcresearch.ie/wp-content/uploads/2019/01/SBP-January-2019-Poll-Report-GE16.pdf



GREECE

Voting intention polls used

Country:	EL		
Voting intentions:	National	N.D. // N.Δ.	37.2%
		Coal. KINAL // KINAA (PA.SO.K. + DI.SI. + KI.DI.SO.)	7.1%
Polling firm:	Metron Analysis	K.K.E. // K.K.E.	6.2%
		SY.RIZ.A. // ΣΥ.ΡΙΖ.Α.	25.2%
FW start date:	25/01/2019	X.A. // X.A.	9.0%
FW end date:	30/01/2019	AN.EL. // AN.ΕΛ.	1.3%
Publication date:	03/02/2019	E.K. // E.K.	2.8%
		LA.E. // ΛΑ.Ε.	1.4%
No. interviews:	1204	E.L. // Ε.Λ.	2.8%
		To Potami // Το Ποτάμι	2.0%
Mode:	Tel	Plefsi Eleftherias // Πλεύση Ελευθερίας	
Sample:	Random	ANT.AR.SY.A. // ANT.ΑΡ.ΣΥ.Α.	1.3%
		Laos	
Margin of error: +/-	3.0%	Other	3.8%

https://www.tovima.gr/printed_post/makedoniki-polosi-me-kerdismeni-ti-nd/

Country:	EL		
Voting intentions:	National	N.D. // N.Δ.	36.6%
		Coal. KINAL // KINAA (PA.SO.K. + DI.SI. + KI.DI.SO.)	10.3%
Polling firm:	Rass	K.K.E. // K.K.E.	8.6%
		SY.RIZ.A. // ΣΥ.ΡΙΖ.Α.	25.2%
FW start date:	21/01/2019	X.A. // X.A.	8.4%
FW end date:	24/01/2019	AN.EL. // AN.ΕΛ.	1.9%
Publication date:	24/01/2019	E.K. // E.K.	2.8%
		LA.E. // ΛΑ.Ε.	
No. interviews:	1004	E.L. // Ε.Λ.	1.8%
		To Potami // Το Ποτάμι	
Mode:	Tel	Plefsi Eleftherias // Πλεύση Ελευθερίας	
Sample:	Random	ANT.AR.SY.A. // ANT.ΑΡ.ΣΥ.Α.	
		Laos	
Margin of error: +/-	3.1%		

<https://www.in.gr/2019/01/24/politics/kyvernisi/megali-dimoskopisi-sto-gr-stis-10-monades-diafora-nd-syriza-posa-kommata-mpainoun-sti-vouli/>



GREECE

Voting intention polls used

Voting intentions:	National	N.D. // Ν.Δ.	37.8%
		Coal. KINAL // ΚΙΝΑΛ (ΠΑ.ΣΟ.Κ. + ΔΙ.ΣΙ. + ΚΙ.ΔΙ.ΣΟ.)	7.3%
Polling firm:	Pulse RC	K.K.E. // Κ.Κ.Ε.	6.1%
		ΣΥ.ΡΙΖ.Α. // ΣΥ.ΡΙΖ.Α.	26.2%
FW start date:	20/01/2019	Χ.Α. // Χ.Α.	9.1%
FW end date:	22/01/2019	ΑΝ.ΕΛ. // ΑΝ.ΕΛ.	1.2%
Publication date:	24/01/2019	Ε.Κ. // Ε.Κ.	2.4%
		ΛΑ.Ε. // ΛΑ.Ε.	1.2%
No. interviews:	1326	Ε.Λ. // Ε.Λ.	2.4%
		Το Ποτάμι // Το Ποτάμι	1.2%
Mode:	Tel	Plefsi Eleftherias // Πλεύση Ελευθερίας	1.2%
Sample:	Random	ΑΝΤ.ΑΡ.ΣΥ.Α. // ΑΝΤ.ΑΡ.ΣΥ.Α.	
		Laos	1.2%
Margin of error: +/-	2.7%	Other	2.4%

<http://www.skai.gr/news/politics/article/395230/dimoskopisi-skai-to-62-kata-ton-prespon-dipsifio-provadisma-nd/>



SPAIN

Voting intention polls used

Country:	ES		
Voting intentions:	National	PSOE/ PSC	24.2%
		PP	24.0%
Polling firm:	NC Report	Coal. UP (Podemos + IU et al.)	16.6%
		EAJ-PNV	0.9%
FW start date:	21/01/2019	ERC	2.8%
FW end date:	25/01/2019	EH Bildu	0.7%
Publication date:	28/01/2019	C's	18.7%
		PDeCAT	1.2%
No. interviews:	1000	Vox	9.4%
		Other	1.5%
Mode:	Telephone		
Sample:	Quota		
Margin of error: +/-	3.1%		

<https://www.larazon.es/espana/encuesta-electoral-mayoria-absoluta-para-el-centro-derecha-ante-una-izquierda-en-declive-BD21665224>

Country:	ES		
Voting intentions:	National	PSOE/ PSC	26.5%
		PP	23.0%
Polling firm:	GAD3	Coal. UP (Podemos + IU et al.)	11.6%
		EAJ-PNV	1.2%
FW start date:	14/01/2019	ERC	2.8%
FW end date:	24/07/2019	EH Bildu	0.6%
Publication date:	28/01/2019	C's	17.1%
		PDeCAT	1.6%
No. interviews:	1800	Vox	9.8%
		Other	5.8%
Mode:	Telephone		
Sample:	Quota		
Margin of error: +/-	2.3%		

https://www.abc.es/espana/abci-pp-ciudadanos-y-suman-mayoria-181-escanos-mientras-podemos-hunde-201901272301_noticia.html



FRANCE

Voting intention polls used

Country:	FR		
Voting intentions:	European	FI	8.0%
		PS + PRG	6.0%
Polling firm:	Opinionway	EELV	8.0%
		LR	12.0%
FW start date:	17/01/2019	RN	22.0%
FW end date:	25/01/2019	DLF	7.0%
Publication date:	04/02/2019	Coal. LREM + MODEM	20.0%
		PCF	2.0%
No. interviews:	1810	LP	1.0%
		UDI	3.0%
Mode:	Web	Généralisations.s	4.0%
Sample:	Quota	Gilets jaunes	
		Other	7.0%
Margin of error: +/-	2.2%		

<https://www.opinion-way.com/fr/component/edocman/opinionway-pour-tilder-les-echos-radio-classique-resultats-eurotrack-vague-1-31-janvier-2019/viewdocument.html?Itemid=0>



CROATIA

Voting intention polls used

Country:	Croatia		
Voting intentions:	National	HDZ	32.1%
		HSS	3.6%
Polling firm:	PROMOCIJA PLUS	SDP	17.9%
		HNS	1.8%
FW start date:	01/02/2019	IDS - DDI	1.8%
FW end date:	05/02/2019	MOST	7.4%
Publication date:	07/02/2019	PAMETNO	1.8%
		ŽIVI ZID	12.3%
No. interviews:	1300	Bandić Milan 365	2.3%
		GLAS	4.3%
Mode:	Tel	NHR	3.7%
Sample:	Quota	Start	5.2%
		HSU	1.1%
Margin of error: +/-	2.8%	Promijenimo Hrvatsku	
		Other	4.6%

<https://promocija-plus.com/hr/vijesti/start-nagrizao-zivi-zid-cro-demoskop-za-rtl-veljaca-2019-29>



ITALY

Voting intention polls used

Country:	IT		
Voting intentions:	European	LEGA	34.4%
		PD	16.1%
Polling firm:	Ipsos	FI	8.1%
		Fdl	3.6%
FW start date:	06/02/2019	M5S	25.4%
FW end date:	07/02/2019	+Europa	4.2%
Publication date:	08/02/2019	PaP	
		Articolo 1 - MDP	2.2%
No. interviews:	1000	Other	6.0%
Mode:	Tel + Web		
Sample:	Random		
Margin of error: +/-	3.1%		

<http://www.sondaggipoliticoelettorali.it/GestioneSondaggio.aspx>

Country:	IT		
Voting intentions:	European	LEGA	30.3%
		PD	18.2%
Polling firm:	EMG Acqua	FI	9.2%
		Fdl	4.5%
FW start date:	29/01/2019	M5S	25.8%
FW end date:	29/01/2019	+Europa	3.0%
Publication date:	31/01/2019	PaP	1.9%
		Articolo 1 - MDP	
No. interviews:	1,786	Other	7.1%
Mode:	Tel + Web		
Sample:	Random		
Margin of error: +/-	2.3%		

<http://www.sondaggipoliticoelettorali.it/GestioneDomande.aspx>



ITALY

Voting intention polls used

Country:	IT		
Voting intentions:	European	LEGA	31.0%
		PD	18.0%
Polling firm:	Istituto Piepoli	FI	9.5%
		FdI	5.0%
FW start date:	29/01/2019	M5S	28.0%
FW end date:	29/01/2019	+Europa	4.0%
Publication date:	30/01/2019	PaP	
		Articolo 1 - MDP	2.5%
No. interviews:	503	Other	2.0%
Mode:	Tel + Web		
Sample:	Random		
Margin of error: +/-	4.4%		

<http://www.sondaggipoliticoelettorali.it/GestioneDomande.aspx>

Country:	IT		
Voting intentions:	European	LEGA	33.7%
		PD	16.1%
Polling firm:	Euromedia Research	FI	10.0%
		FdI	5.1%
FW start date:	29/01/2019	M5S	24.2%
FW end date:	29/01/2019	+Europa	3.1%
Publication date:	30/01/2019	PaP	
		Articolo 1 - MDP	1.0%
No. interviews:	800	Other	6.8%
Mode:	Tel + Web		
Sample:	Random		
Margin of error: +/-	3.5%		

<http://www.sondaggipoliticoelettorali.it/GestioneDomande.aspx>



ITALY

Voting intention polls used

Country:	IT		
Voting intentions:	European	LEGA	32.6%
		PD	17.2%
Polling firm:	SWG spa	FI	8.1%
		FdI	4.5%
FW start date:	23/01/2019	M5S	24.9%
FW end date:	28/01/2019	+Europa	2.9%
Publication date:	28/01/2019	PaP	2.4%
		Articolo 1 - MDP	
No. interviews:	1,500	Other	7.4%
Mode:	Tel + Web		
Sample:	Random		
Margin of error: +/-	2.5%		

<http://www.sondaggipoliticoelettorali.it/GestioneDomande.aspx>

Country:	IT		
Voting intentions:	European	LEGA	30.1%
		PD	17.9%
Polling firm:	EMG Acqua	FI	8.9%
		FdI	4.7%
FW start date:	22/01/2019	M5S	26.5%
FW end date:	22/01/2019	+Europa	2.6%
Publication date:	24/01/2019	PaP	2.1%
		Articolo 1 - MDP	
No. interviews:	1,801	Other	7.2%
Mode:	Tel + Web		
Sample:	Random		
Margin of error: +/-	2.3%		

<http://www.sondaggipoliticoelettorali.it/GestioneDomande.aspx>



ITALY

Voting intention polls used

Country:	IT		
Voting intentions:	European	LEGA	31.5%
		PD	17.9%
Polling firm:	SWG spa	FI	8.6%
		FdI	4.4%
FW start date:	16/01/2019	M5S	25.7%
FW end date:	21/01/2019	+Europa	3.0%
Publication date:	21/01/2019	PaP	2.3%
		Articolo 1 - MDP	
No. interviews:	1,500	Other	6.6%
Mode:	Tel + Web		
Sample:	Random		
Margin of error: +/-	2.5%		

<http://www.sondaggipoliticoelettorali.it/GestioneDomande.aspx>

Country:	IT		
Voting intentions:	European	LEGA	35.8%
		PD	17.3%
Polling firm:	Ipsos	FI	7.1%
		FdI	3.4%
FW start date:	15/01/2019	M5S	25.4%
FW end date:	17/01/2019	+Europa	3.5%
Publication date:	19/01/2019	PaP	
		Articolo 1 - MDP	
No. interviews:	1,000	Other	7.5%
Mode:	Tel + Web		
Sample:	Random		
Margin of error: +/-	3.1%		

<http://www.sondaggipoliticoelettorali.it/GestioneDomande.aspx>



CYPRUS

Voting intention polls used

Country:	CY		
Voting intentions:	National	DISY	39.0%
		AKEL	18.0%
Polling firm:	CYMAR	DIKO	15.0%
		KA	2.0%
FW start date:	10/09/2018	EDEK	1.0%
FW end date:	20/09/2018	E.L.A.M	11.0%
Publication date:	21/09/2018	SYMMAXIA	2.0%
		KOSP	4.0%
No. interviews:	500	Other	8.0%
Mode:	Tel		
Sample:	Random		
Margin of error: +/-	4.4%		

<https://www.stockwatch.com.cy/el/article/oikonomia-paideia-politika/dimoskopisi-i-krisi-stin-paideia-allazei-politiko-skiniko>



LATVIA

Voting intention polls used

Country:	LV		
Voting intentions:	National	Coal. JV (V. et al.)	5.8%
		Coal. NA (TB/LNNK + VL!)	11.3%
Polling firm:	SKDS	SDPS	25.4%
		Coal. ZZS (LZS + LZP)	11.8%
FW start date:	01/01/2019	NSL	
FW end date:	23/01/2019	LRA	3.9%
Publication date:	04/02/2019	KPV LV	10.4%
		JKP	17.7%
No. interviews:	906	Coal. AP! (Par! + Latvijas attīstībai et al.)	9.8%
		LKS	1.2%
Mode:	F2F	Rīcības partija	
Sample:	Random + quota	Progresīvie	2.3%
		Latvijas centriskā partija	
Margin of error: +/-	unknown	LSDSP/KDS/GKL	
		Latviešu Nacionālisti	
		Par Alternatīvu	
		Other	0.4%

<https://www.lsm.lv/raksts/zinas/latvija/partiju-reitingi-kpv-lv-zaude-jkp-iegust.a308392/>



LITHUANIA

Voting intention polls used

Country:	LT		
Voting intentions:	National	DP	9.0%
		LLRA-KŠS (AWPL)	3.8%
Polling firm:	Vilmorus	LRLS	4.9%
		LSDP	10.4%
FW start date:	11/01/2019	LVŽS	27.3%
FW end date:	20/01/2019	TT	9.2%
Publication date:	26/01/2019	TS-LKD	25.4%
		LCP	4.9%
No. interviews:	1024	LSDDP	4.5%
		Other	0.5%
Mode:	F2F		
Sample:	Random		
Margin of error: +/-	3%		

<https://www.lzinios.lt/Lietuva/apklausa-saulius-skvernelis-aplenke-ingrida-simonyte-valstieciai-lenkia-konservatorius/280726>



LUXEMBOURG

National election results used

Country: LU

Election: National

Election date: 14/10/2018

Déi Gréng	15.1%
LSAP	17.6%
DP	16.9%
Déi Lénk	5.5%
CSV	28.3%
ADR	8.3%
Piraten	6.5%
KPL	1.3%
Demokratie	0.3%
Déi Konservativ	0.3%
Other	0.0%

<https://elections.public.lu/fr.html>



HUNGARY

Voting intention polls used

Country:	HU		
Voting intentions:	National	DK	6.0%
		Coal. FIDESZ+KDNP	47.0%
Polling firm:	Publicus	JOBBIK	17.0%
		LMP	4.0%
FW start date:	09/01/2019	MKKP	3.0%
FW end date:	16/01/2019	Momentum	4.0%
Publication date:	27/01/2019	Coal. MSZP + Párbeszéd	16.0%
		Mi hazánk	1.0%
No. interviews:	1009	Other	2.0%
Mode:	Tel		
Sample:	Random		
Margin of error: +/-	3.1%		

<https://publicus.hu/blog/partok-tamogatottsaga-2019-januar/>

Country:	HU		
Voting intentions:	National	DK	8.0%
		Coal. FIDESZ+KDNP	53.0%
Polling firm:	Századvég	JOBBIK	13.0%
		LMP	5.0%
FW start date:	07/01/2019	MKKP	
FW end date:	13/01/2019	Momentum	
Publication date:	17/01/2019	Coal. MSZP + Párbeszéd	12.0%
		Mi hazánk	
No. interviews:	1000	Other	9.0%
Mode:	Tel		
Sample:	Random		
Margin of error: +/-	3.1%		

<https://kozvelemenykutatok.hu/2019-januari-kutatasi-eredmenyek-szazadvég/>



HUNGARY

Voting intention polls used

Country:	HU		
Voting intentions:	National	DK	7.5%
		Coal. FIDESZ+KDNP	47.8%
Polling firm:	Zavecz Research	JOBBIK	16.4%
		LMP	4.5%
FW start date:	04/01/2019	MKKP	4.5%
FW end date:	11/01/2019	Momentum	6.0%
Publication date:	17/01/2019	Coal. MSZP + Párbeszéd	11.9%
		Mi hazánk	1.5%
No. interviews:	1000	Other	
Mode:	F2F		
Sample:	Random		
Margin of error: +/-	3.1%		

<https://kozvelemenykutatok.hu/2019-januari-kutatasi-eredmenyek-zri-zavecz/>



MALTA

Voting intention polls used

Country:	MT		
Voting intentions:	National	PN	36.4%
		PL-MLP	62.7%
Polling firm:	Malta Today (newspaper)	AD	0.5%
		PD	0.4%
FW start date:	24/01/2019	Other	
FW end date:	31/01/2019		
Publication date:	03/02/2019		
No. interviews:	500		
Mode:	Tel		
Sample:	Random		
Margin of error: +/-	5%%		

[https://www.maltatoday.com.mt/news/data_and_surveys/92713/maltatodays first survey of 2019 shows adrian delia has been seriously harmed#.XFcf c 0nec](https://www.maltatoday.com.mt/news/data_and_surveys/92713/maltatodays_first_survey_of_2019_shows_adrian_delia_has_been_seriously_harmed#.XFcf_c_0nec)



NETHERLANDS

Voting intention polls used

Country: NL

Voting intentions: National

Polling firm: Ipsos

FW start date: 25/01/2019

FW end date: 28/01/2019

Publication date: 30/01/2019

No. interviews: 1002

Mode: Web

Sample: Random

Margin of error: +/- 2.5%

CDA	9.1%
PvdA	5.7%
SP	8.2%
VVD	17.5%
GL	11.4%
PVV	13.1%
D66	8.5%
PvdD	4.9%
CU	4.7%
SGP	2.4%
50+	3.6%
DENK	2.2%
FvD	7.8%
Other	0.9%

<https://www.ipsos.com/nl-nl/politieke-barometer>



AUSTRIA

Voting intention polls used

Country:	AT		
Voting intentions:	European	SPÖ	26.0%
		ÖVP	27.0%
Polling firm:	Research Affairs	FPÖ	22.0%
		Grüne	8.0%
FW start date:	17/01/2019	Neos	9.0%
FW end date:	23/01/2019	JETZT	3.0%
Publication date:	23/01/2019	Other	5.0%
No. interviews:	1002		
Mode:	Web		
Sample:	Quota		
Margin of error: +/-	3.2%		

<https://www.oe24.at/oesterreich/politik/75-fuer-mehr-Abschiebungen/365218781>



POLAND

Voting intention polls used

Country:	PL		
Voting intentions:	European	SLD	6.7%
		PO	32.7%
Polling firm:	IBRiS	PSL	4.5%
		PiS list	40.0%
FW start date:	25/01/2019	Coal. Wolność + RN	2.2%
FW end date:	26/01/2019	Razem	1.0%
Publication date:	28/01/2019	.N	0.3%
		Kukuiz'15	4.2%
No. interviews:	1100	Teraz!	1.0%
		Wiosna	7.1%
Mode:	Tel	Other	0.3%
Sample:	Quota		
Margin of error: +/-	3.0%		

<https://wiadomosci.onet.pl/tylko-w-onecie/wybory-do-parlamentu-europejskiego-sondaz-dla-onetu-pis-wygrywa/6jym1te>



PORTUGAL

Voting intention polls used

Country:	PT		
Voting intentions:	European	BE	7.5%
		Coal. CDU (PCP + PEV)	13.4%
Polling firm:	Aximage	PS	38.5%
		PSD	23.4%
FW start date:	04/01/2019	CDS-PP	9.9%
FW end date:	07/01/2019	PAN	2.4%
Publication date:	24/01/2019	Aliança	1.4%
		Other	3.5%
No. interviews:	608		
Mode:	Telephone		
Sample:	Random		
Margin of error: +/-	4.0%		

<https://www.jornaldenegocios.pt/economia/politica/detalhe/sondagem-ps-repetira-nas-europeias-de-maio-vitoria-de-2014>



ROMANIA

Voting intention polls used

Country:	RO		
Voting intentions:	European	PSD	32.0%
		ALDE	9.0%
Polling firm:	CURS	PNL	22.0%
		UDMR (RMDSZ)	5.0%
FW start date:	21/01/2019	PMP	5.0%
FW end date:	06/02/2019	USR	8.0%
Publication date:	10/02/2019	Pro Romania	9.0%
		RO+	5.0%
No. interviews:	1067	Other	5.0%
Mode:	F2F		
Sample:	Random		
Margin of error: +/-	3.0%		

https://www.stiripesurse.ro/sondaj-curs---psd-continua-scaderea--alde-si-pro-romania-se-consolideaza--pnl-e-in-usoara-revenire--usr-si-plus-se-mentin_1324832.html

Country:	RO		
Voting intentions:	European	PSD	24.6%
		ALDE	12.9%
Polling firm:	IMAS	PNL	23.3%
		UDMR (RMDSZ)	5.7%
FW start date:	11/01/2019	PMP	2.5%
FW end date:	30/01/2019	USR	13.1%
Publication date:	31/01/2019	Pro Romania	9.0%
		RO+	7.3%
No. interviews:	1011	Other	1.6%
Mode:	Tel		
Sample:	Random		
Margin of error: +/-	3.1%		

<https://www.europafm.ro/sondaj-imas-cum-ar-vota-romanii-daca-duminica-ar-avea-loc-alegeri/>



ROMANIA

Voting intention polls used

Country:	RO		
Voting intentions:	European	PSD	23.0%
		ALDE	5.1%
Polling firm:	BCS	PNL	23.7%
		UDMR (RMDSZ)	4.8%
FW start date:	12/01/2019	PMP	9.3%
FW end date:	20/01/2019	USR	6.5%
Publication date:	21/01/2019	Pro Romania	10.7%
		RO+	8.1%
No. interviews:	1,099	Other	8.8%
Mode:	F2F		
Sample:	Missing		
Margin of error: +/-	Missing		

https://www.stiripesurse.ro/sondaj-bcs-pnl-i-psd-sunt-la-egalitate-ponta-i-basescu-vin-tare-din-urma-i-intra-in-joc_1322166.html



SLOVENIA

Voting intention polls used

Country:	SI		
Voting intentions:	National	SDS	26.6%
		SD	14.7%
Polling firm:	Mediana	DeSUS	3.8%
		N.Si	5.1%
FW start date:	15/01/2019	SNS	6.0%
FW end date:	24/01/2019	SMC	2.8%
Publication date:	27/01/2019	SAB	3.0%
		LEVICA	12.1%
No. interviews:	707	Lista M.Š.	25.6%
		Other	0.4%
Mode:	Tel + Web		
Sample:	Random		
Margin of error: +/-	5.0%		

<https://www.24ur.com/novice/slovenija/vrnitev-sls-marjana-podobnika-za-cerarjevo-smc-pa-le-malo-podpore.html>



SLOVAKIA

Voting intention polls used

Country:	SK		
Voting intentions:	National	KDH	7.0%
		SaS	12.3%
Polling firm:	Focus	SNS	8.0%
		SMER-SD	22.5%
FW start date:	16/01/2019	SMK-MKP	3.4%
FW end date:	23/01/2019	OL'aNO + NOVA	10.0%
Publication date:	25/01/2019	MOST-HÍD	5.8%
		L'SNS	8.4%
No. interviews:	1013	Sme Rodina	10.4%
		PS	4.9%
Mode:	F2F	SPOLU	3.5%
Sample:	Quota	SKS	0.0%
		SZS	1.6%
Margin of error: +/-	3.0%	KSS	1.5%
		MKDA-MKDSZ	0.0%
		Other	0.7%

http://www.focus-research.sk/files/n240_Volebne%20preferencie%20politickych%20stran_januar2019.pdf



FINLAND

Voting intention polls used

Country:	FI		
Voting intentions:	National	KESK	14.4%
		KOK	19.7%
Polling firm:	Tietoykkönen Oy	SDP	21.0%
		VAS	8.9%
FW start date:	14/01/2019	VIHR	13.0%
FW end date:	28/01/2019	SFP (RKP)	4.2%
Publication date:	01/02/2019	PS	9.9%
		KD	4.3%
No. interviews:	1500	SIN	2.1%
		Other	2.5%
Mode:	Tel + Web		
Sample:	Random + quota		
Margin of error: +/-	2.5%		

<https://www.uusisuomi.fi/kotimaa/270827-alma-kysely-keskustan-alamaki-kiihtyy-perussuomalaiset-nousee>



SWEDEN

Voting intention polls used

Country:	SE		
Voting intentions:	National	V	9.1%
		S	29.0%
Polling firm:	Novus	C	7.5%
		L	2.7%
FW start date:	14/01/2019	M	18.3%
FW end date:	03/02/2019	KD	7.4%
Publication date:	07/02/2019	MP	3.4%
		SD	21.2%
No. interviews:	3045		
Mode:	Tel	Other	1.4%
Sample:	Random		
Margin of error: +/-	1.8%		

<https://novus.se/valjaropinionen/svtnovus-valjarbarometer/2019-2/>

Country:	SE		
Voting intentions:	National	V	9.7%
		S	28.2%
Polling firm:	Inizio	C	8.3%
		L	3.2%
FW start date:	16/01/2019	M	19.0%
FW end date:	23/01/2019	KD	8.3%
Publication date:	24/01/2019	MP	3.8%
		SD	18.4%
No. interviews:	2089		
Mode:	Web	Other	1.1%
Sample:	Quota		
Margin of error: +/-	1.9%		

<https://inizio.se/valjarbarometer/valjarbarometer-januari-2019/>