

Spain

Socio-demographic trendlines - EP Eurobarometer (2007-2019)

Edition 5 (March 2019)

Directorate-General for Communication
Public Opinion Monitoring Unit



CONTENTS

- My voice counts in the European Union.....3
- Membership of the European Union.....7
- Benefits of membership.....11
- Role of the European Parliament.....15
- Campaign Topics.....19

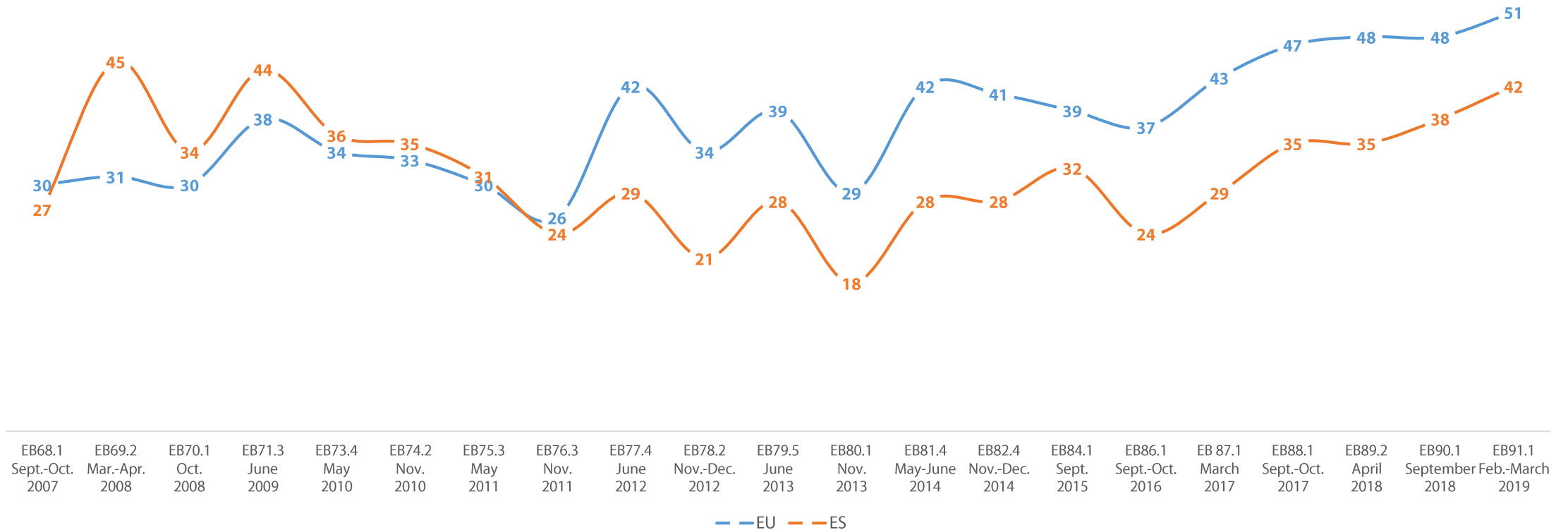
MY VOICE COUNTS IN THE EUROPEAN UNION

DIFFERENCES BETWEEN THE EU AND SPAIN

My voice counts in the European union

Please tell me to what extent you agree or disagree with each of the following statements: My voice counts in the EU

Answer: Total "Agree" (%)

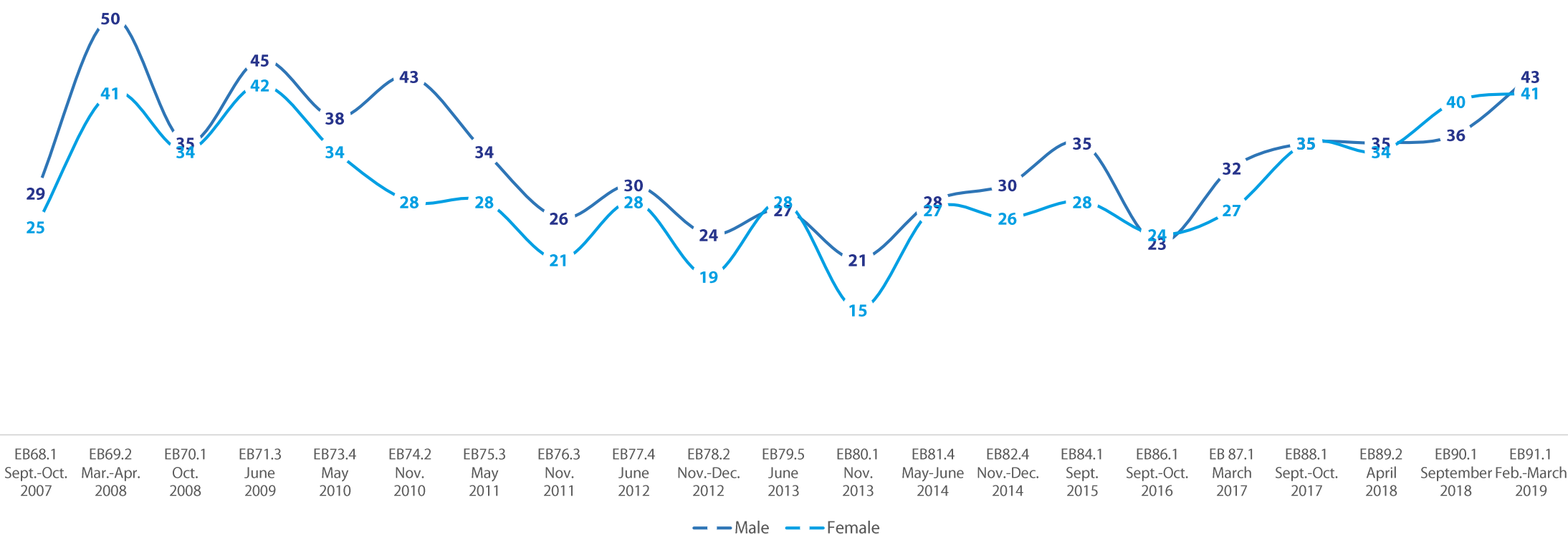


GENDER

My voice counts in the European union

Please tell me to what extent you agree or disagree with each of the following statements: My voice counts in the EU

Answer: Total "Agree" (%)

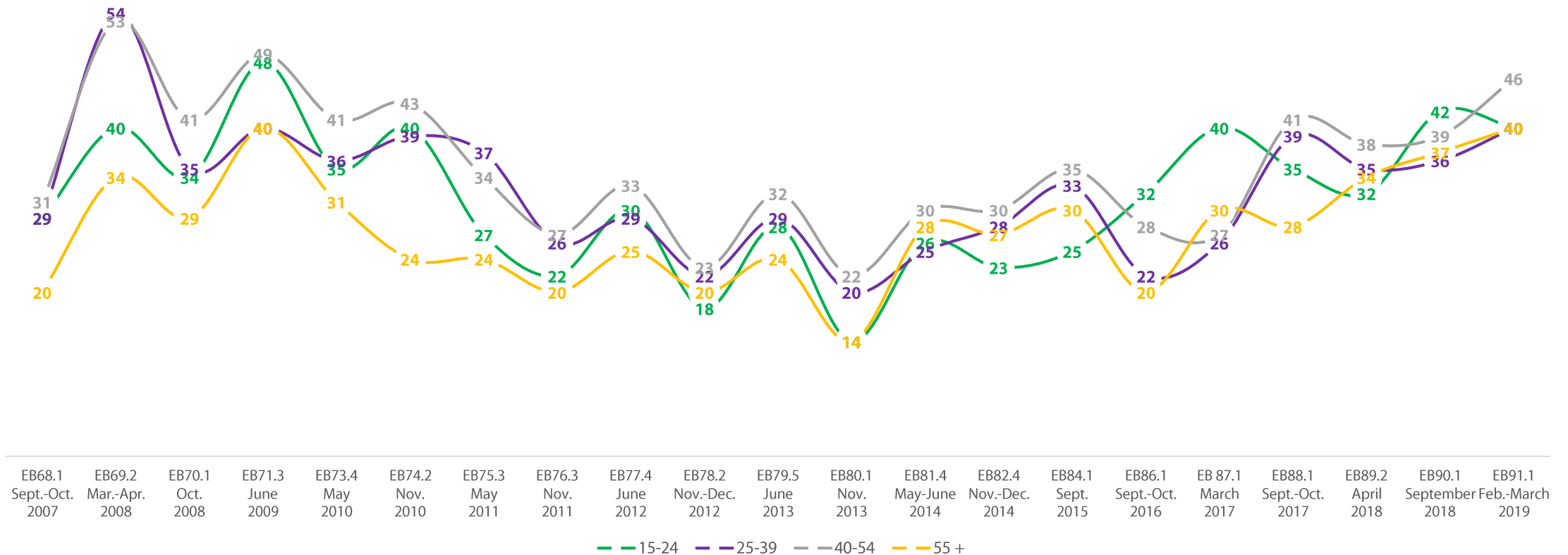


AGE

My voice counts in the European union

Please tell me to what extent you agree or disagree with each of the following statements: My voice counts in the EU

Answer: Total "Agree" (%)



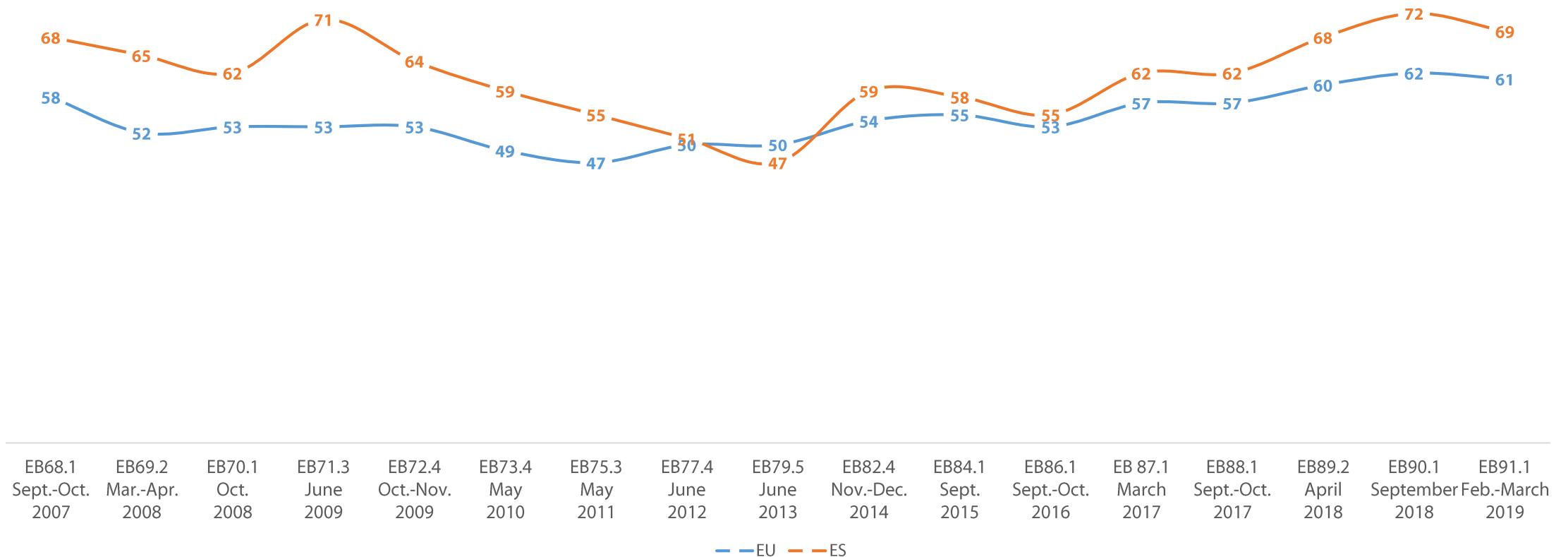
MEMBERSHIP OF THE EUROPEAN UNION

DIFFERENCES BETWEEN THE EU AND SPAIN

Membership of the European Union

Generally speaking, do you think that Spain's membership of the EU is...?

Answer: Total "a good thing" (%)

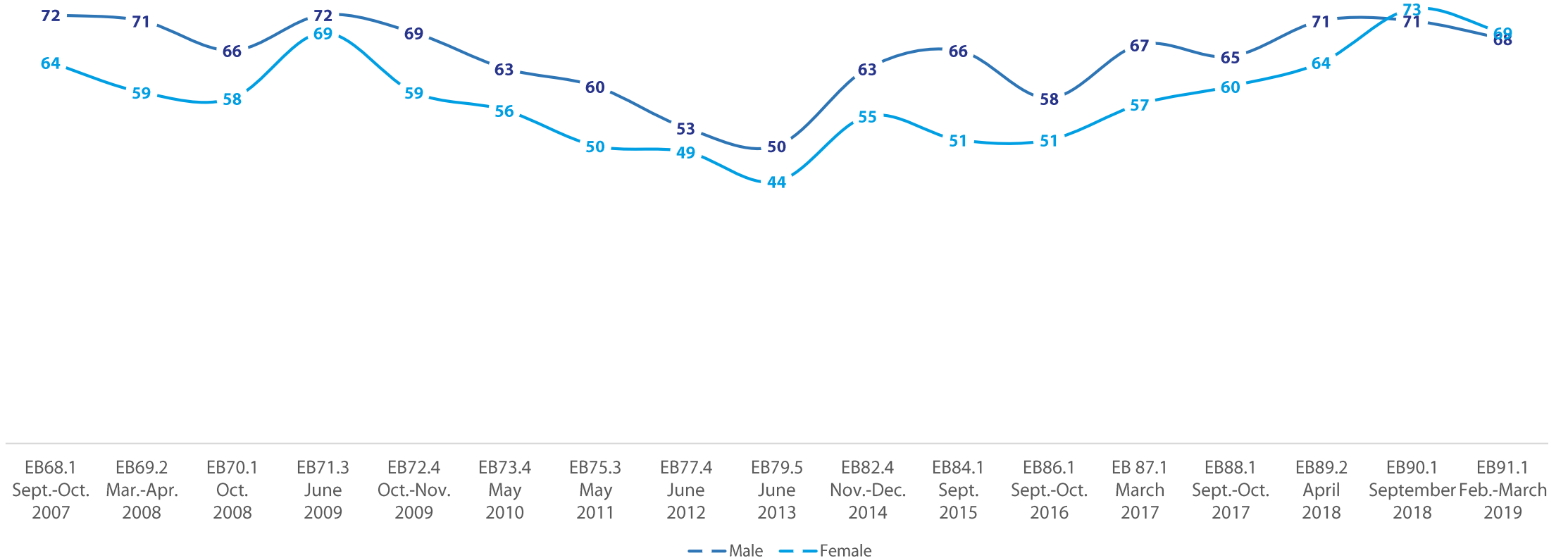


GENDER

Membership of the European Union

Generally speaking, do you think that Spain's membership of the EU is...?

Answer: Total "a good thing" (%)

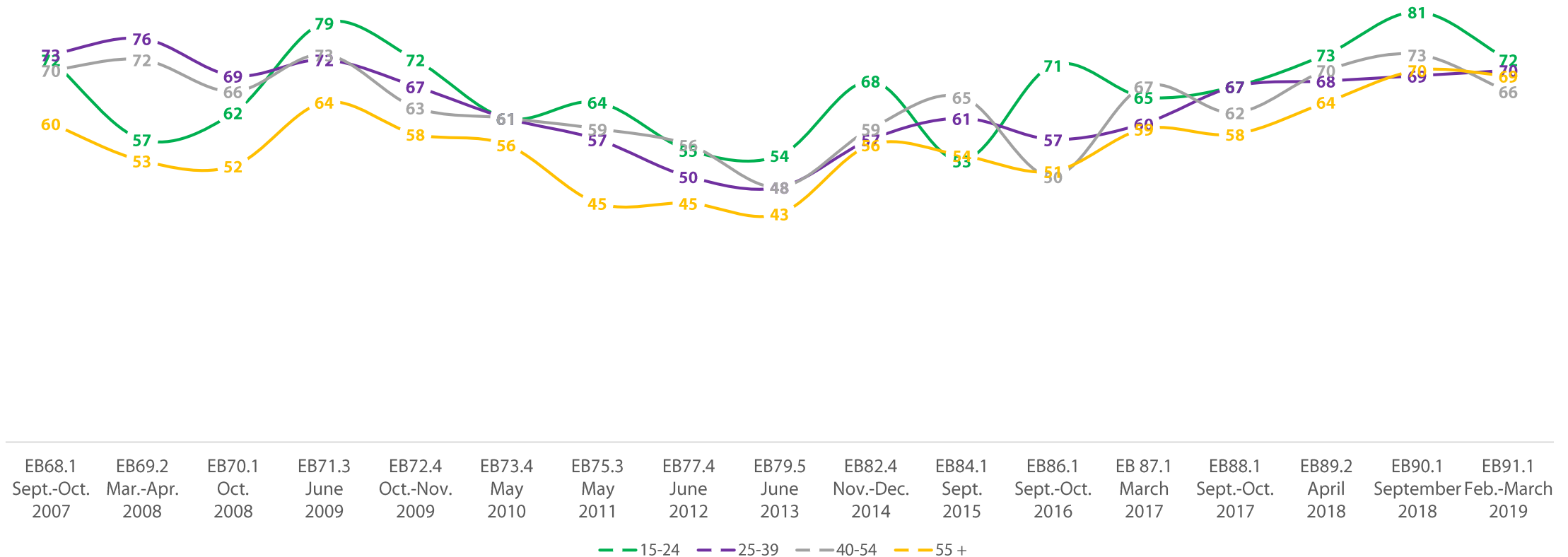


AGE

Membership of the European Union

Generally speaking, do you think that Spain's membership of the EU is...?

Answer: Total "a good thing" (%)



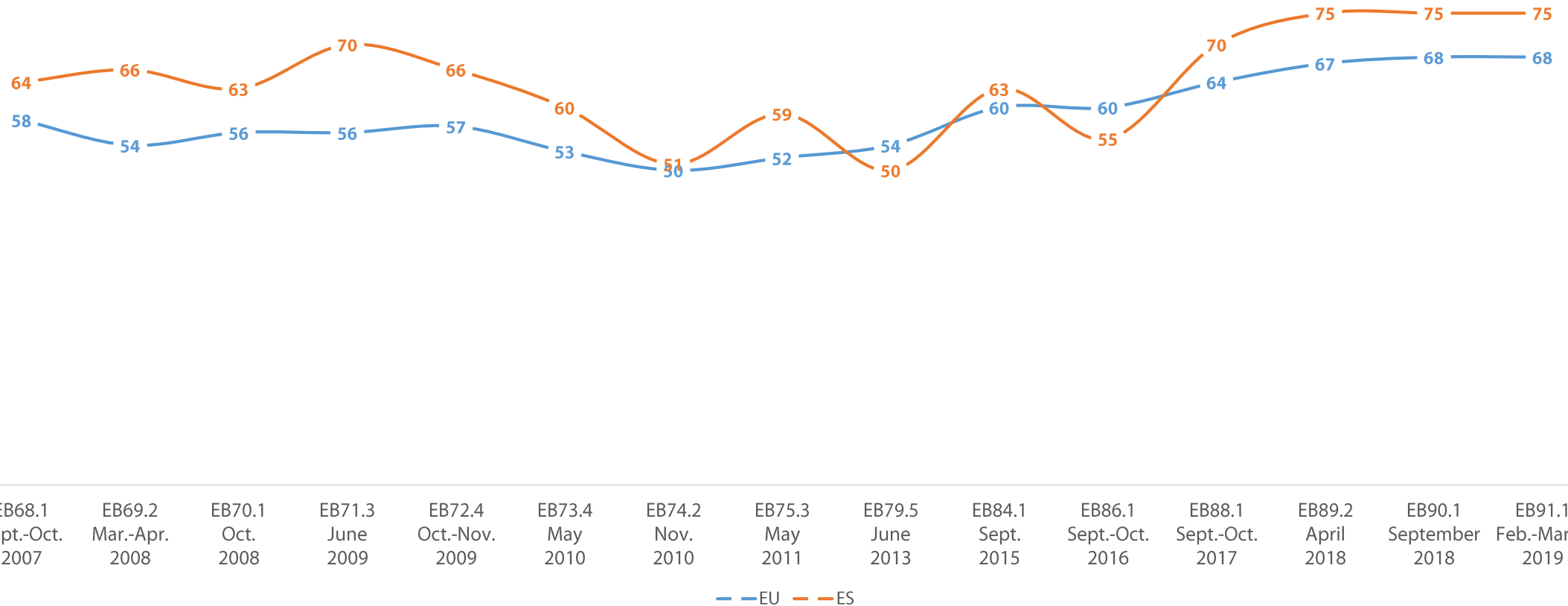
BENEFITS OF MEMBERSHIP

DIFFERENCES BETWEEN THE EU AND SPAIN

Benefits of membership

Taking everything into account, would you say that Spain has on balance benefited or not from being a member of the EU?

Answer: Total "Benefited" (%)

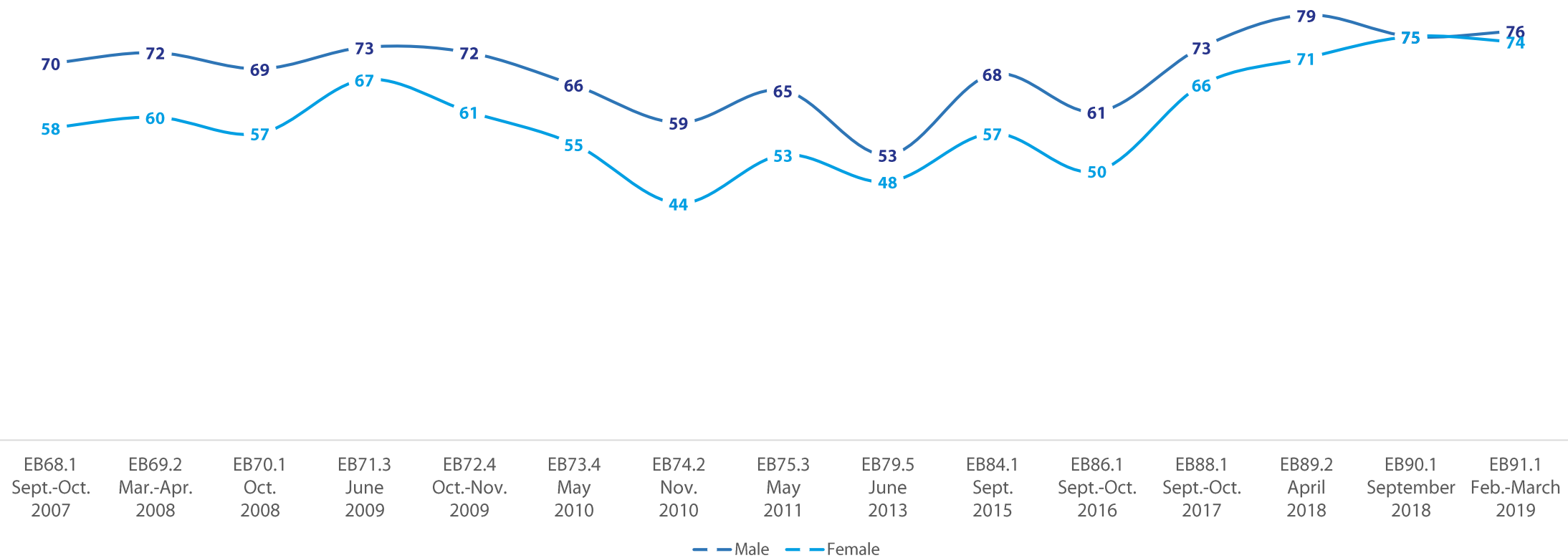


GENDER

Benefits of membership

Taking everything into account, would you say that Spain has on balance benefited or not from being a member of the EU?

Answer: Total "Benefited" (%)

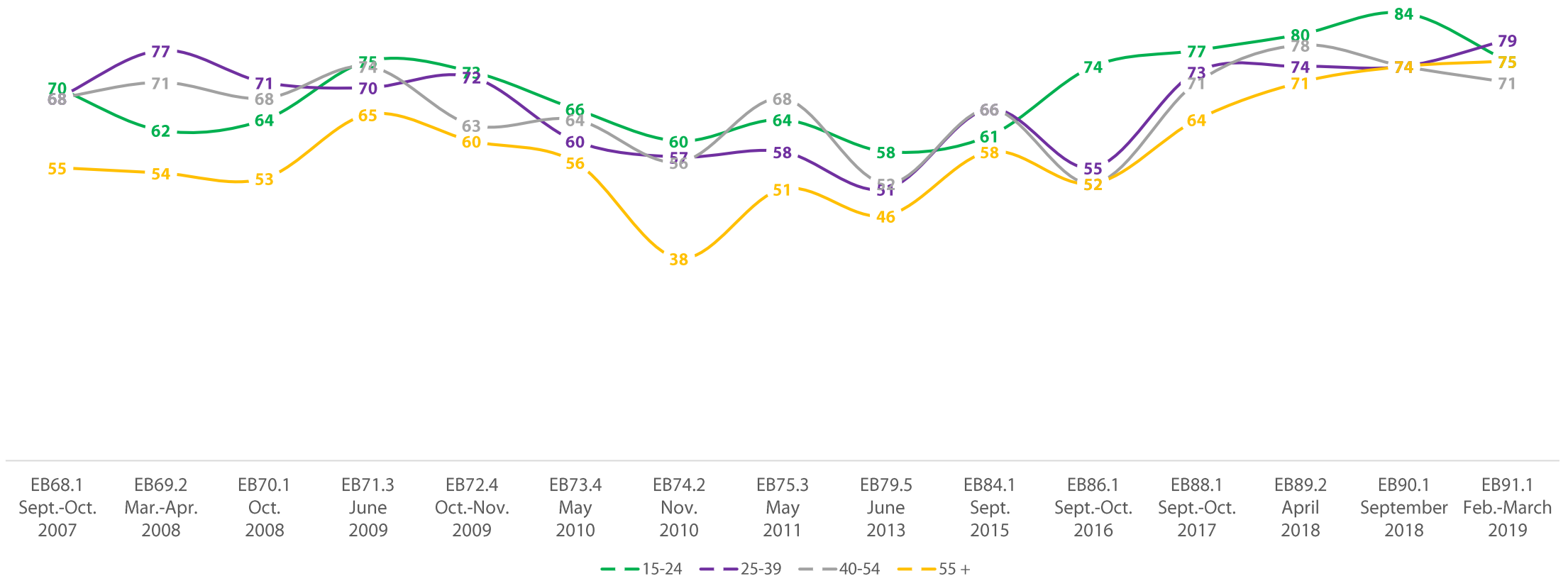


AGE

Benefits of membership

Taking everything into account, would you say that Spain has on balance benefited or not from being a member of the EU?

Answer: Total "Benefited" (%)



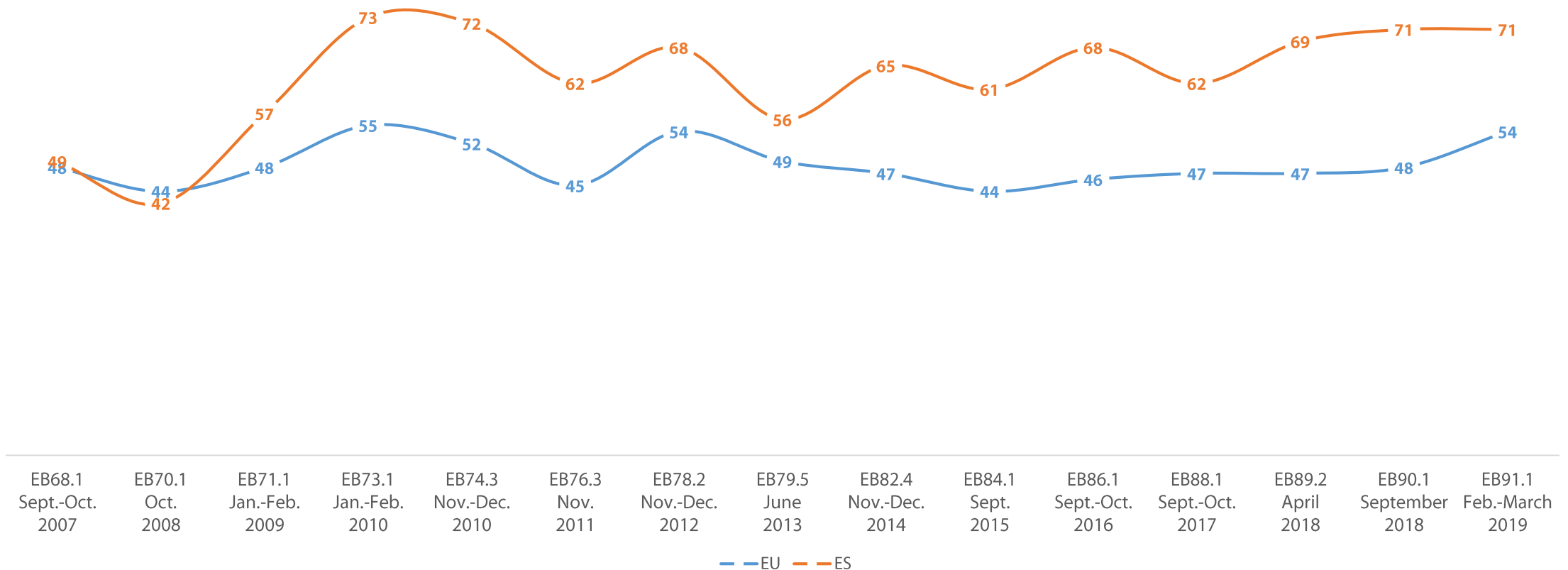
ROLE OF THE EUROPEAN PARLIAMENT

DIFFERENCES BETWEEN THE EU AND SPAIN

Role of the European Parliament

Would you personally like to see the European Parliament play a more important or less important role than it currently does?

Answer: "More important" (%)

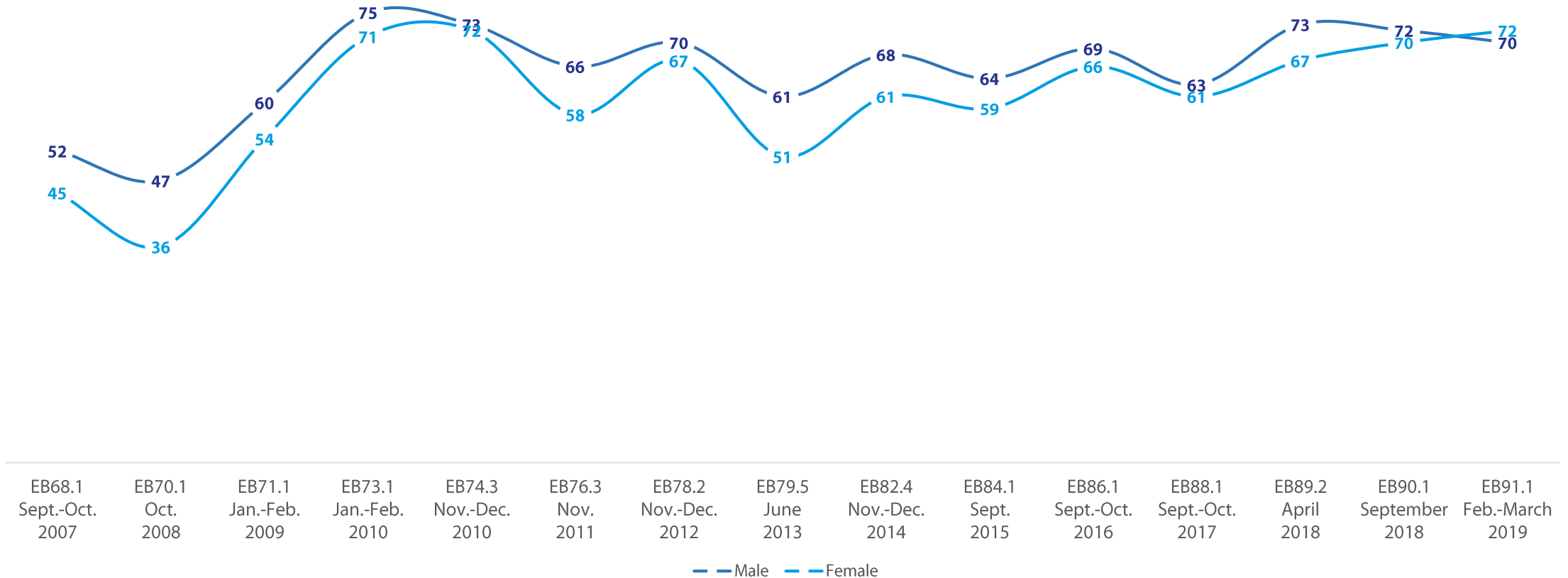


GENDER

Role of the European Parliament

Would you personally like to see the European Parliament play a more important or less important role than it currently does?

Answer: "More important" (%)

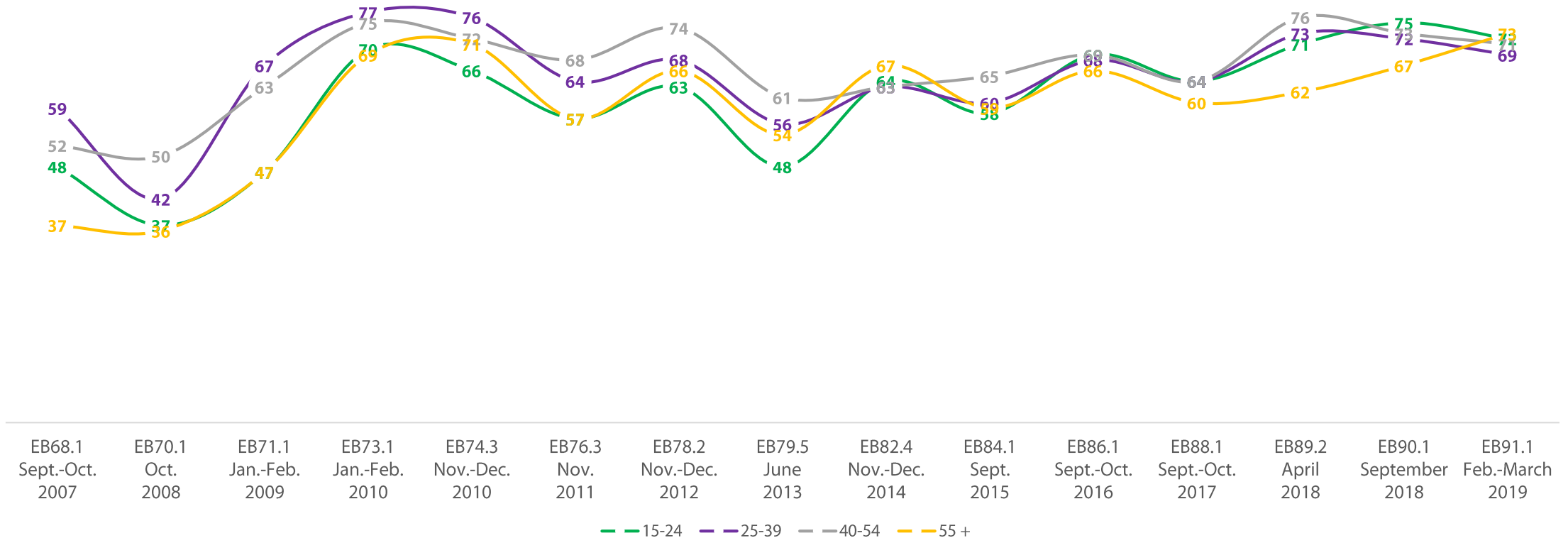


AGE

Role of the European Parliament

Would you personally like to see the European Parliament play a more important or less important role than it currently does?

Answer: "More important" (%)



CAMPAIGN TOPICS

DIFFERENCES BETWEEN THE EU AND SPAIN

Campaign topics

Which of the following themes should be discussed as a matter of priority during the electoral campaign for the next European Parliament elections? Firstly? And then?

	EU27			ES		
	EB90.1 September 2018	EB91.1 Feb.-March 2019	Diff.	EB90.1 September 2018	EB91.1 Feb.-March 2019	Diff.
Immigration	50%	44%	-6	52%	47%	-5
Economy and growth	47%	50%	+3	60%	64%	+4
Social protection of EU citizens	32%	35%	+3	27%	29%	+2
Consumer protection and food safety	27%	30%	+3	21%	18%	-3
Combating climate change and protecting the environment	40%	43%	+3	35%	35%	=
Promoting human rights and democracy	35%	36%	+1	42%	42%	=
Fight against terrorism	44%	41%	-3	43%	41%	-2
The way the EU should be working in the future	29%	30%	+1	22%	18%	-4
Combatting youth unemployment	47%	49%	+2	60%	69%	+9
Security and defence policy	28%	30%	+2	20%	21%	+1
Protection of external borders	27%	24%	-3	18%	12%	-6
Protection of personal data	17%	19%	+2	9%	8%	-1
Other (SPONTANEOUS)	2%	2%	=	2%	1%	-1
None/ You are not interested in these elections (SPONTANEOUS)	3%	3%	=	1%	2%	+1
Don't Know	1%	1%	=	2%	2%	=

GENDER AND AGE

Campaign topics

Which of the following themes should be discussed as a matter of priority during the electoral campaign for the next European Parliament elections? Firstly? And then?

	Men			Women			15-24			25-39			40-54			55+		
	EB90.1 Sept. 2018	EB91.1 Feb. - March 2019	Diff.	EB90.1 Sept. 2018	EB91.1 Feb. - March 2019	Diff.	EB90.1 Sept. 2018	EB91.1 Feb. - March 2019	Diff.	EB90.1 Sept. 2018	EB91.1 Feb. - March 2019	Diff.	EB90.1 Sept. 2018	EB91.1 Feb. - March 2019	Diff.	EB90.1 Sept. 2018	EB91.1 Feb. - March 2019	Diff.
Immigration	50%	46%	-4	53%	47%	-6	51%	48%	-3	51%	48%	-3	55%	48%	-7	50%	44%	-6
Economy and growth	58%	63%	+5	63%	65%	+2	59%	53%	-6	59%	72%	+13	66%	62%	-4	57%	62%	+5
Social protection of EU citizens	30%	32%	+2	24%	26%	+2	24%	25%	+1	30%	31%	+1	29%	31%	+2	24%	27%	+3
Consumer protection and food safety	20%	18%	-2	21%	18%	-3	12%	12%	=	23%	20%	-3	21%	21%	=	21%	16%	-5
Combating climate change and protecting the environment	38%	34%	-4	32%	36%	+4	40%	36%	-4	45%	45%	=	34%	39%	+5	27%	25%	-2
Promoting human rights and democracy	42%	39%	-3	43%	44%	+1	40%	45%	+5	47%	45%	-2	46%	47%	+1	36%	35%	-1
Fight against terrorism	39%	41%	+2	47%	42%	-5	43%	47%	+4	43%	37%	-6	47%	40%	-7	40%	44%	+4
The way the EU should be working in the future	26%	20%	-6	18%	17%	-1	21%	18%	-3	24%	23%	-1	25%	19%	-6	19%	14%	-5
Combatting youth unemployment	57%	68%	+11	62%	70%	+8	78%	75%	-3	54%	74%	+20	62%	66%	+4	55%	67%	+12
Security and defence policy	19%	20%	+1	20%	22%	+2	21%	17%	-4	16%	22%	+6	20%	18%	-2	21%	24%	+3
Protection of external borders	17%	13%	-4	18%	11%	-7	13%	14%	+1	20%	9%	-11	20%	12%	-8	15%	12%	-3
Protection of personal data	11%	8%	-3	7%	7%	=	17%	12%	-5	9%	12%	+3	7%	7%	=	8%	4%	-4
Other (SPONTANEOUS)	2%	2%	=	2%	1%	-1	1%	1%	=	1%	3%	+2	2%	1%	-1	3%	1%	-2
None/ You are not interested in these elections (SPONTANEOUS)	1%	2%	+1	1%	2%	+1	0%	5%	+5	2%	1%	-1	1%	1%	=	2%	3%	+1
Don't Know	2%	1%	-1	2%	2%	=	3%	0%	-3	1%	1%	=	0%	0%	=	3%	3%	=

TECHNICAL SPECIFICATIONS

Population: Around 1000 respondents (15 years old +) per survey

Methodology: Compilation of face-to-face – Eurobarometer surveys carried out by Kantar Public

Please note that the trendlines present EU27 data from the EB91.1

Margin of error: For this sample size the actual percentage would vary within the following intervals:

Percentages observed	10% or 90%	20% or 80%	30% or 70%	40% or 60%	50%
Margin of error	+/- 1.9 points	+/- 2.5 points	+/- 2.7 points	+/- 3.0 points	+/- 3.1 points

Example: If a result is given in this document as 35%, the actual percentage across the whole population might vary between 32.3% and 37.7%.

CONTACT

Public Opinion Monitoring Unit
Philipp M. Schulmeister / Head of Unit
public.opinion.monitoring@europarl.europa.eu