

Finland

Socio-demographic trendlines - EP Eurobarometer (2007-2019)

Edition 5 (March 2019)

Directorate-General for Communication
Public Opinion Monitoring Unit



CONTENTS

- My voice counts in the European Union.....3
- Membership of the European Union.....7
- Benefits of membership.....11
- Role of the European Parliament.....15
- Campaign Topics.....19

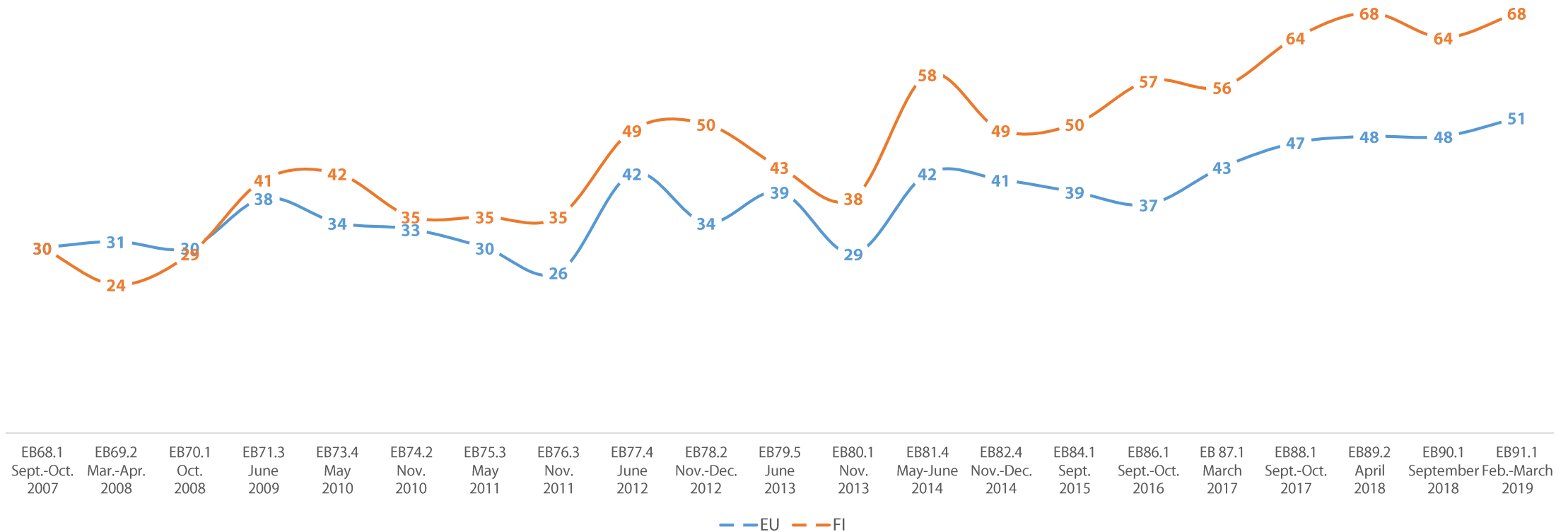
MY VOICE COUNTS IN THE EUROPEAN UNION

DIFFERENCES BETWEEN THE EU AND FINLAND

My voice counts in the European union

Please tell me to what extent you agree or disagree with each of the following statements: My voice counts in the EU

Answer: Total "Agree" (%)

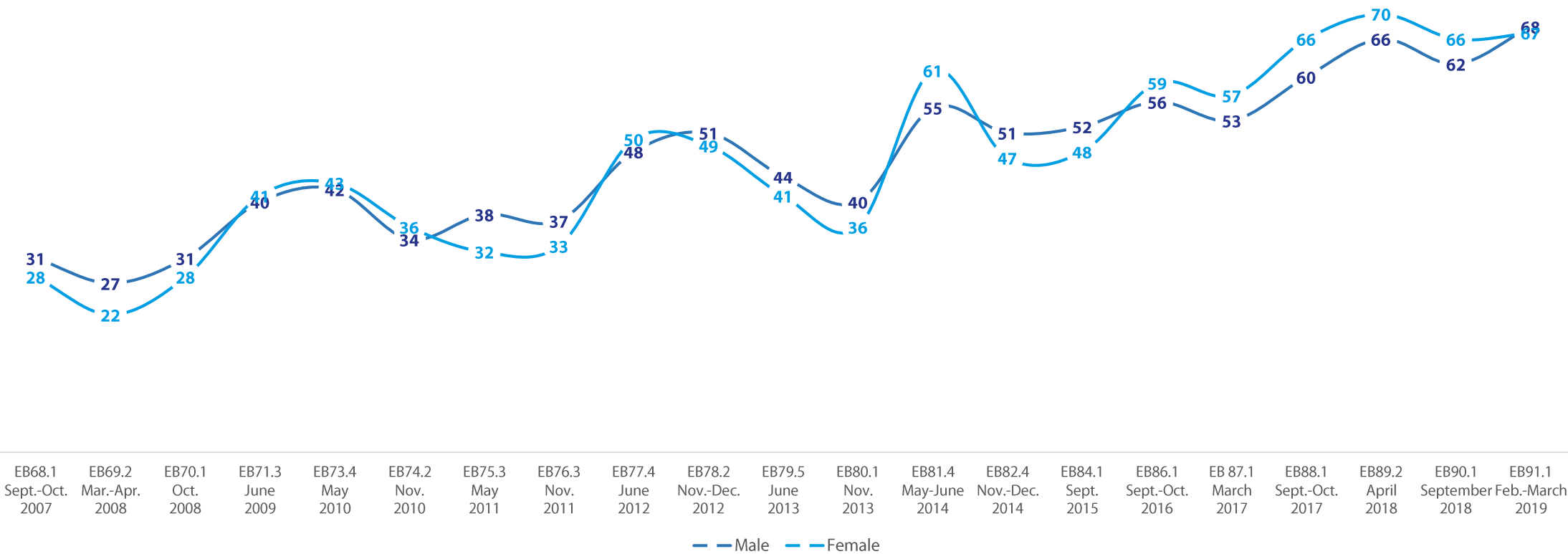


GENDER

My voice counts in the European union

Please tell me to what extent you agree or disagree with each of the following statements: My voice counts in the EU

Answer: Total "Agree" (%)

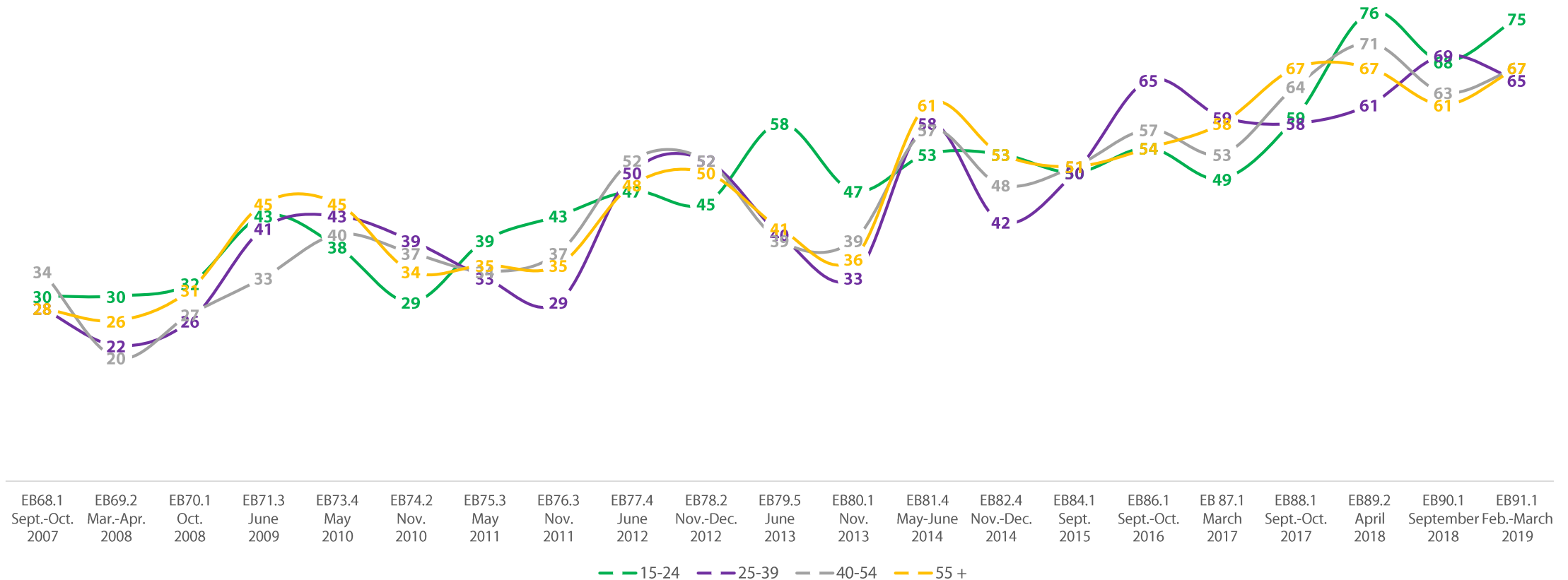


AGE

My voice counts in the European union

Please tell me to what extent you agree or disagree with each of the following statements: My voice counts in the EU

Answer: Total "Agree" (%)



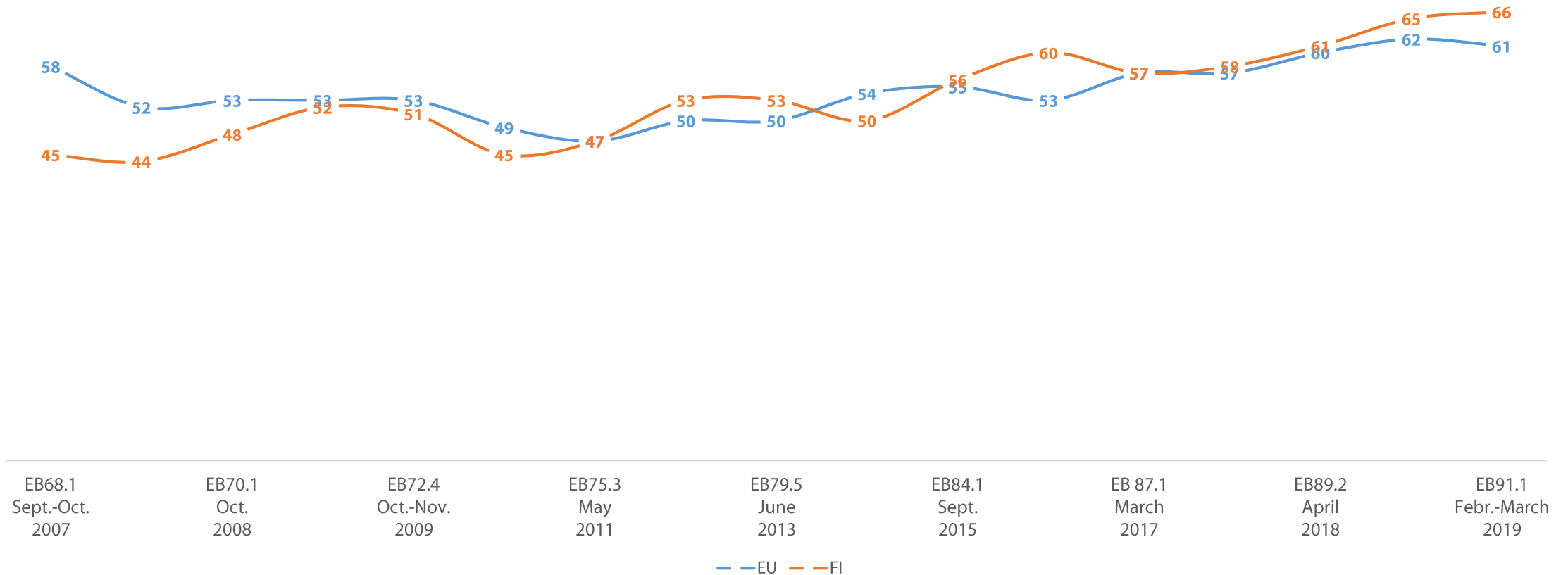
MEMBERSHIP OF THE EUROPEAN UNION

DIFFERENCES BETWEEN THE EU AND FINLAND

Membership of the European Union

Generally speaking, do you think that (OUR COUNTRY)'s membership of the EU is...?

Answer: Total "a good thing" (%)

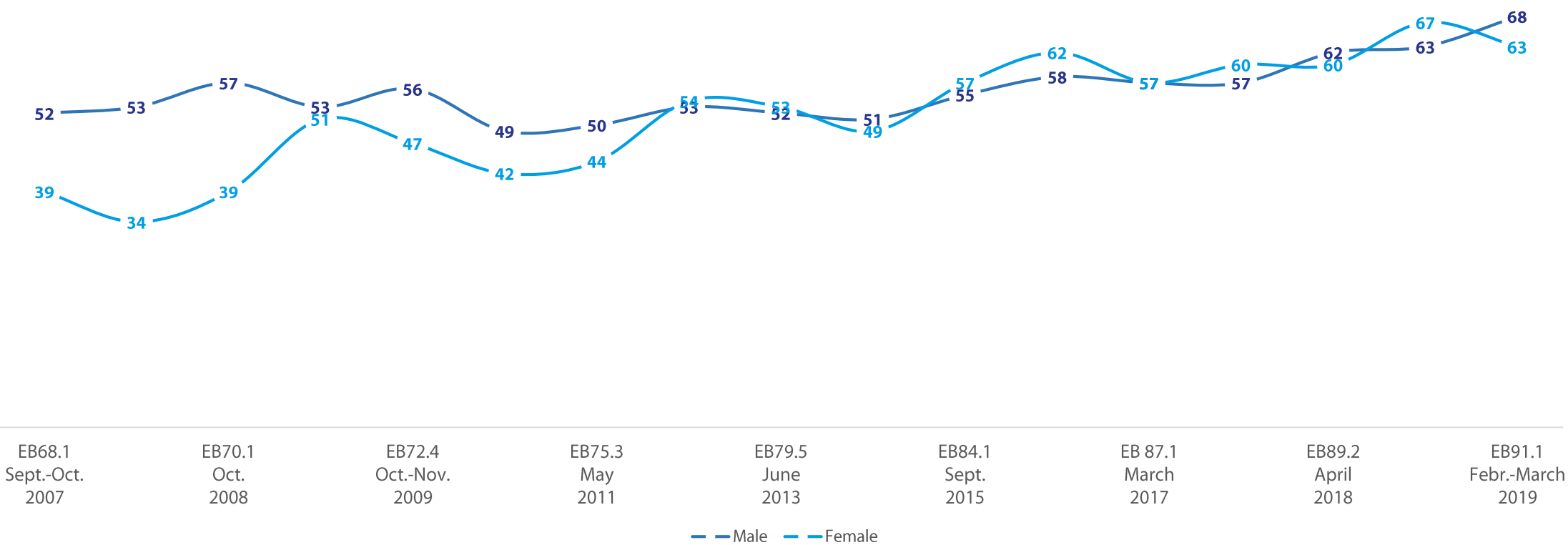


GENDER

Membership of the European Union

Generally speaking, do you think that (OUR COUNTRY)'s membership of the EU is...?

Answer: Total "a good thing" (%)

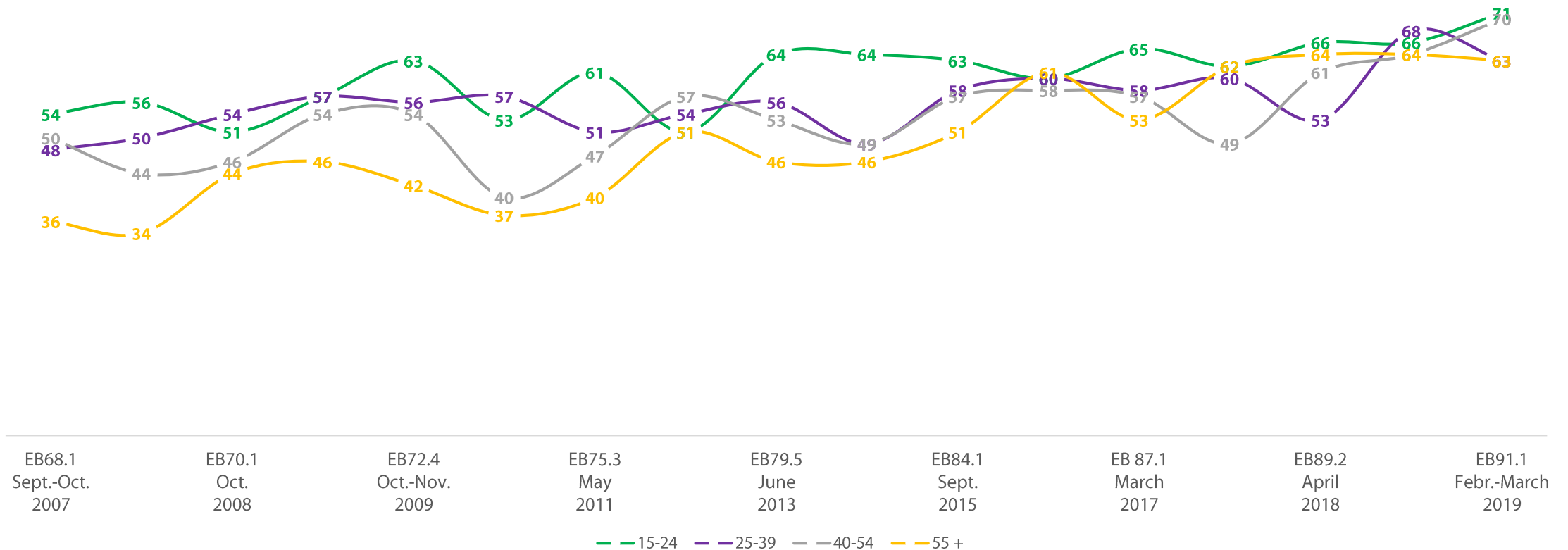


AGE

Membership of the European Union

Generally speaking, do you think that (OUR COUNTRY)'s membership of the EU is...?

Answer: Total "a good thing" (%)



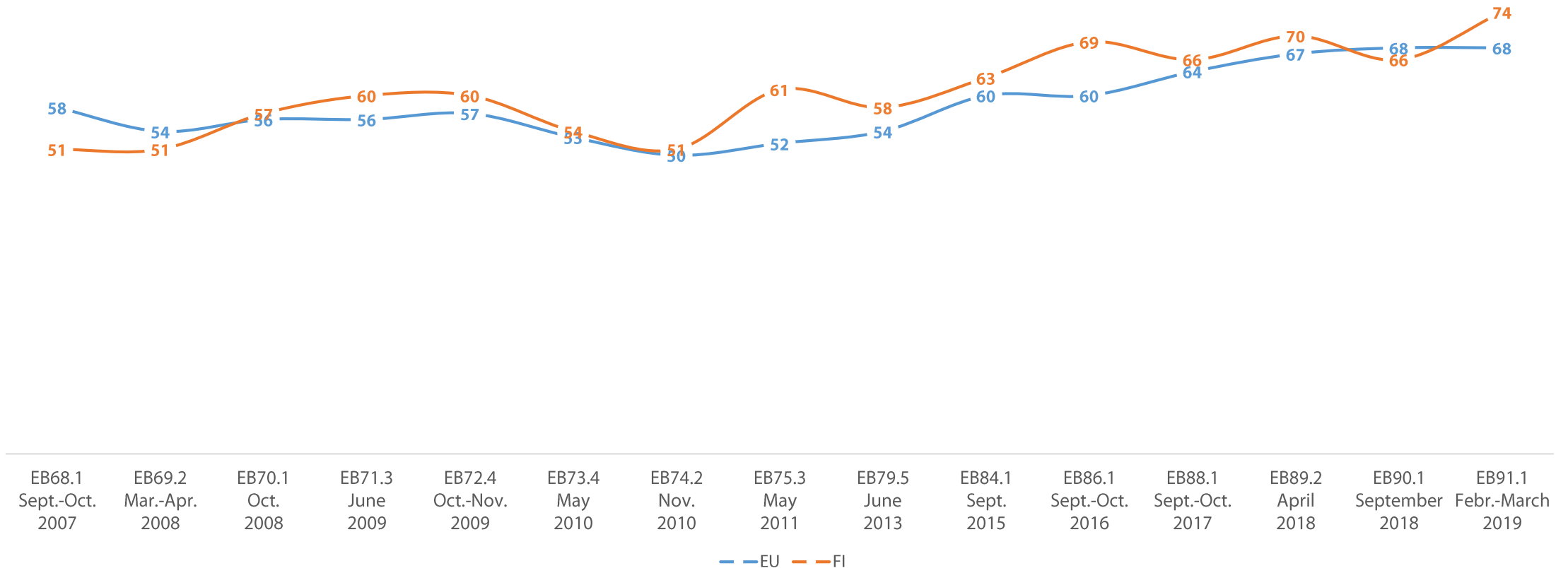
BENEFITS OF MEMBERSHIP

DIFFERENCES BETWEEN THE EU AND FINLAND

Benefits of membership

Taking everything into account, would you say that (OUR COUNTRY) has on balance benefited or not from being a member of the EU?

Answer: Total "Benefited" (%)

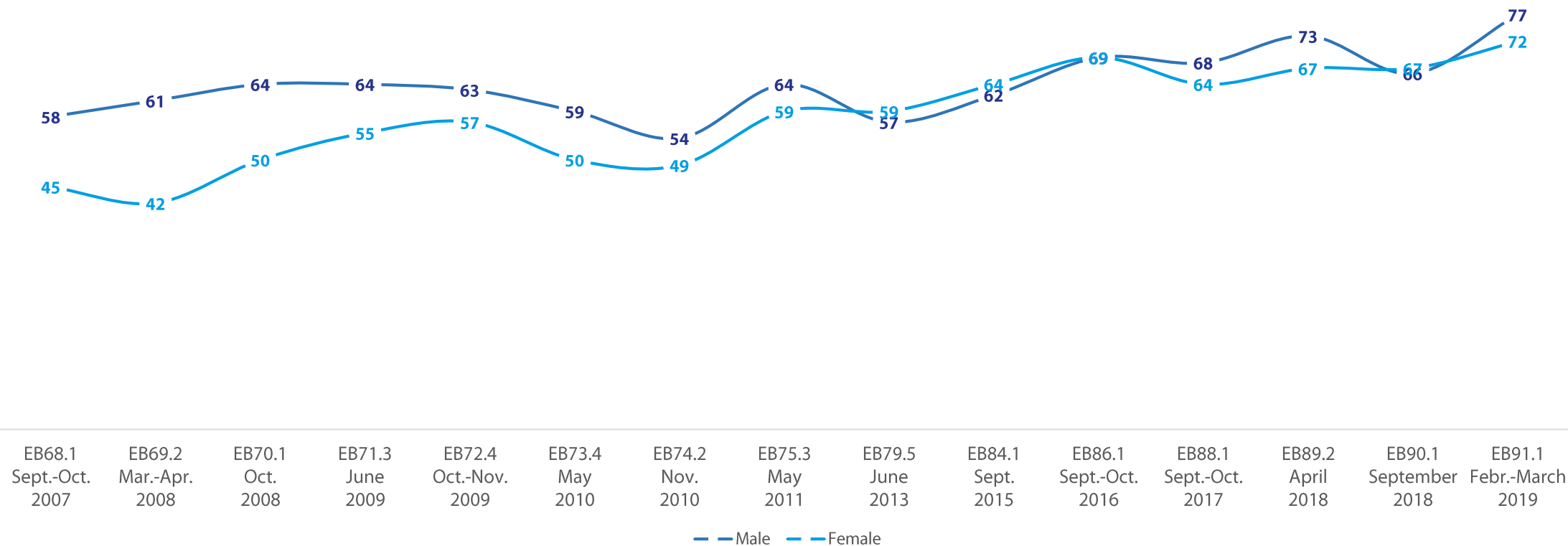


GENDER

Benefits of membership

Taking everything into account, would you say that (OUR COUNTRY) has on balance benefited or not from being a member of the EU?

Answer: Total "Benefited" (%)

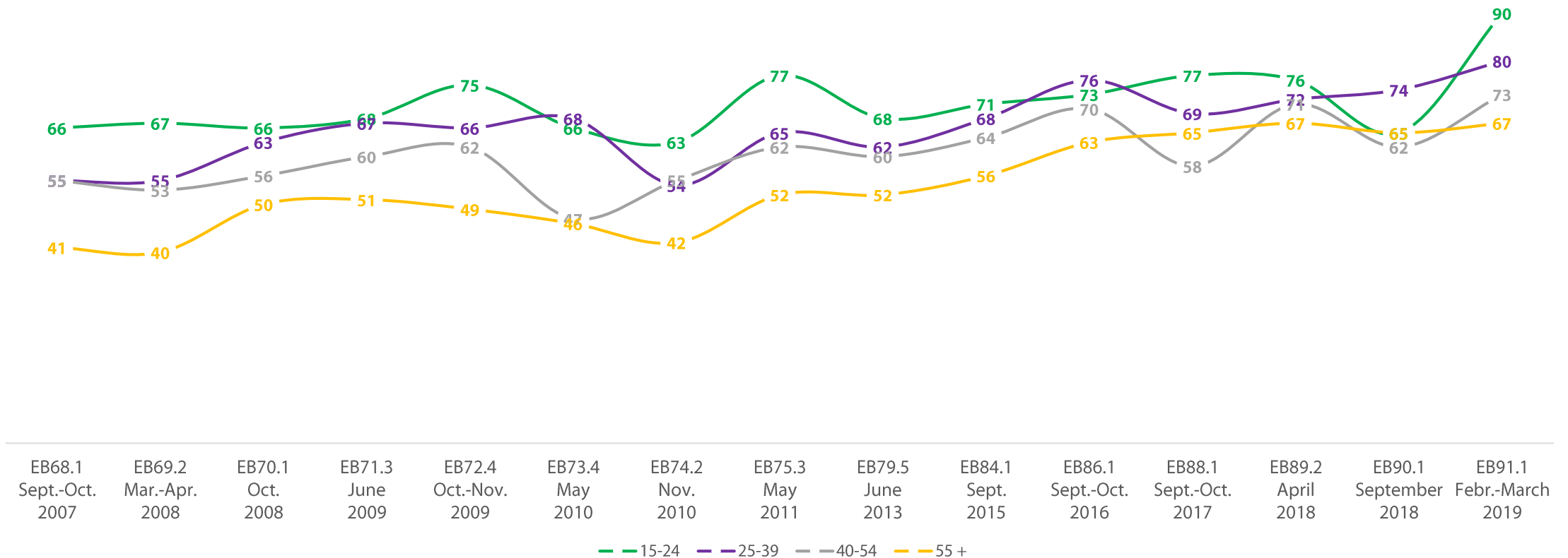


AGE

Benefits of membership

Taking everything into account, would you say that (OUR COUNTRY) has on balance benefited or not from being a member of the EU?

Answer: Total "Benefited" (%)



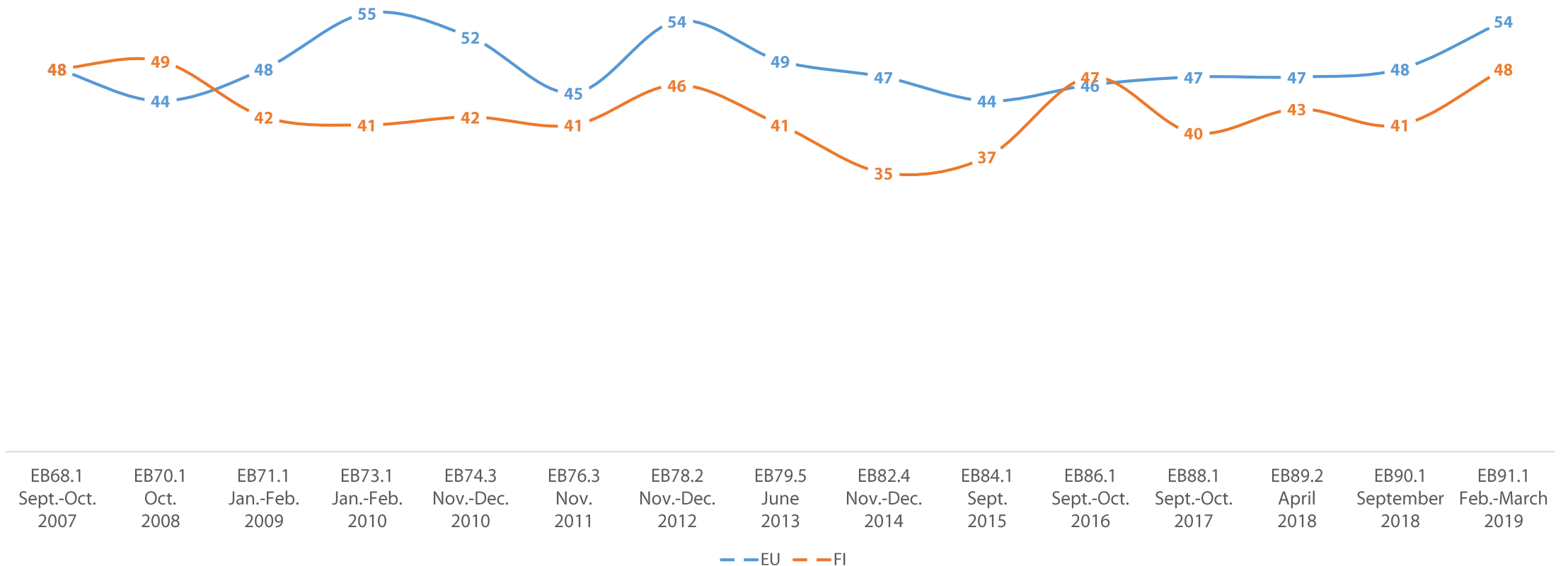
ROLE OF THE EUROPEAN PARLIAMENT

DIFFERENCES BETWEEN THE EU AND FINLAND

Role of the European Parliament

Would you personally like to see the European Parliament play a more important or less important role than it currently does?

Answer: "More important" (%)

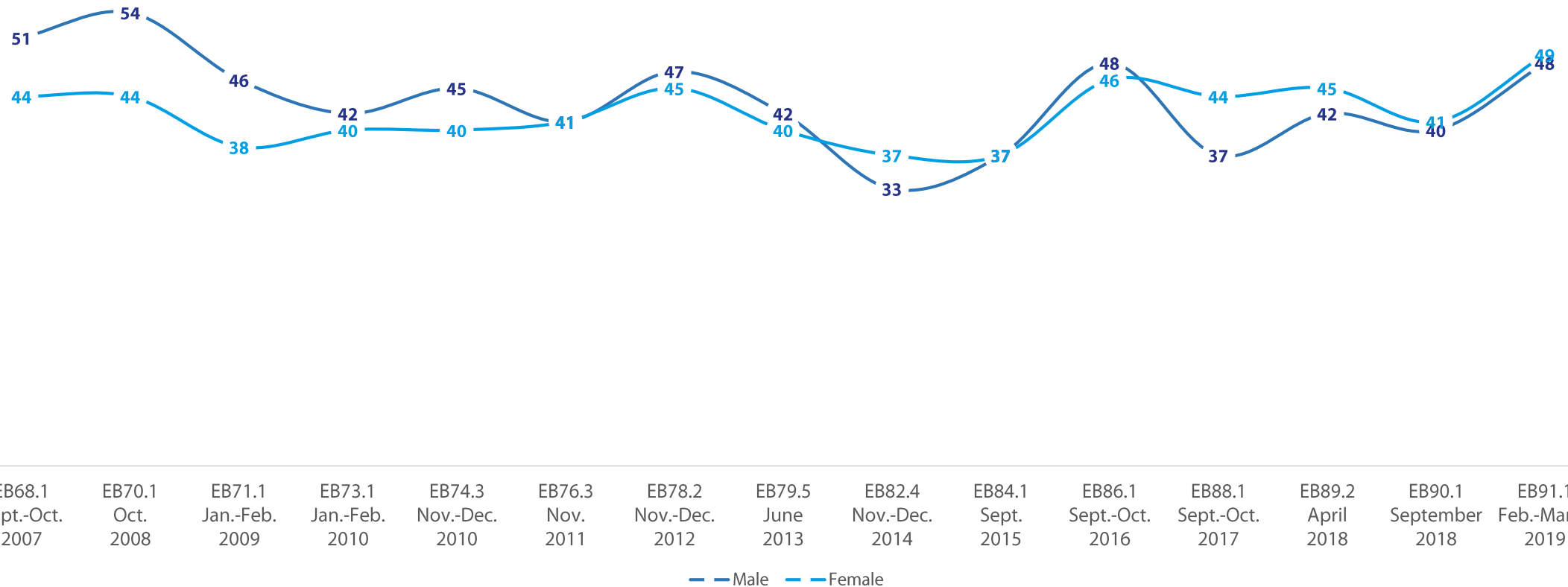


GENDER

Role of the European Parliament

Would you personally like to see the European Parliament play a more important or less important role than it currently does?

Answer: "More important" (%)

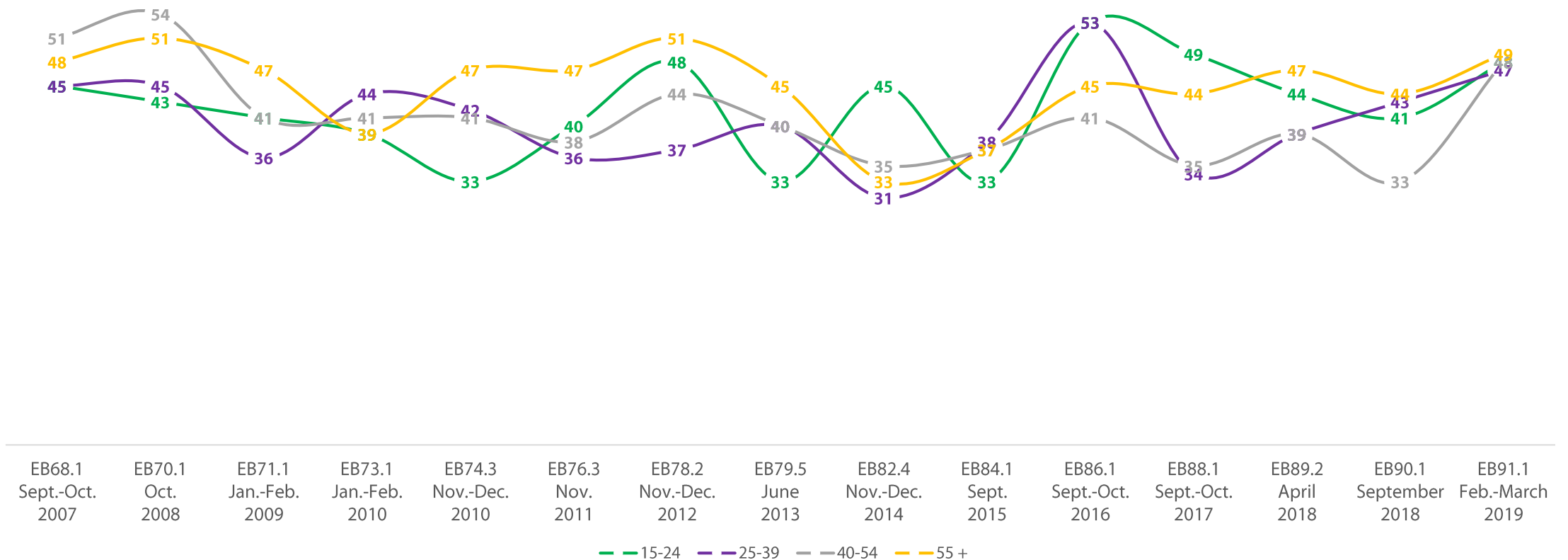


AGE

Role of the European Parliament

Would you personally like to see the European Parliament play a more important or less important role than it currently does?

Answer: "More important" (%)



CAMPAIGN TOPICS

DIFFERENCES BETWEEN THE EU AND FINLAND

Campaign topics

Which of the following themes should be discussed as a matter of priority during the electoral campaign for the next European Parliament elections? Firstly? And then?

| | EU27 | | | FI | | |
|---|-----------------------------|------------------------------|-------|-----------------------------|------------------------------|-------|
| | EB90.1 September 2018 | EB91.1 Feb.-March 2019 | Diff. | EB90.1 September 2018 | EB91.1 Feb.-March 2019 | Diff. |
| Immigration | 50% | 44% | -6 | 45% | 45% | = |
| Economy and growth | 47% | 50% | +3 | 38% | 40% | +2 |
| Social protection of EU citizens | 32% | 35% | +3 | 21% | 24% | +3 |
| Consumer protection and food safety | 27% | 30% | +3 | 22% | 22% | = |
| Combating climate change and protecting the environment | 40% | 43% | +3 | 62% | 65% | +3 |
| Promoting human rights and democracy | 35% | 36% | +1 | 49% | 52% | +3 |
| Fight against terrorism | 44% | 41% | -3 | 48% | 43% | -5 |
| The way the EU should be working in the future | 29% | 30% | +1 | 36% | 34% | -2 |
| Combatting youth unemployment | 47% | 49% | +2 | 45% | 42% | -3 |
| Security and defence policy | 28% | 30% | +2 | 48% | 53% | +5 |
| Protection of external borders | 27% | 24% | -3 | 33% | 29% | -4 |
| Protection of personal data | 17% | 19% | +2 | 19% | 20% | +1 |
| Other (SPONTANEOUS) | 2% | 2% | = | 1% | 1% | = |
| None/ You are not interested in these elections (SPONTANEOUS) | 3% | 3% | = | 1% | 1% | = |
| Don't Know | 1% | 1% | = | 1% | 1% | = |

GENDER AND AGE

Campaign topics

Which of the following themes should be discussed as a matter of priority during the electoral campaign for the next European Parliament elections? Firstly? And then?

| | Men | | | Women | | | 15-24 | | | 25-39 | | | 40-54 | | | 55+ | | |
|---|-------------------------|-----------------------------------|-------|-------------------------|-----------------------------------|-------|-------------------------|-----------------------------------|-------|-------------------------|-----------------------------------|-------|-------------------------|-----------------------------------|-------|-------------------------|-----------------------------------|-------|
| | EB90.1 Sept. 2018 | EB91.1 Feb. - March 2019 | Diff. | EB90.1 Sept. 2018 | EB91.1 Feb. - March 2019 | Diff. | EB90.1 Sept. 2018 | EB91.1 Feb. - March 2019 | Diff. | EB90.1 Sept. 2018 | EB91.1 Feb. - March 2019 | Diff. | EB90.1 Sept. 2018 | EB91.1 Feb. - March 2019 | Diff. | EB90.1 Sept. 2018 | EB91.1 Feb. - March 2019 | Diff. |
| Immigration | 51% | 50% | -1 | 40% | 41% | +1 | 52% | 52% | = | 48% | 54% | +6 | 45% | 45% | = | 42% | 39% | -3 |
| Economy and growth | 45% | 49% | +4 | 31% | 32% | +1 | 36% | 49% | +13 | 39% | 46% | +7 | 46% | 40% | -6 | 33% | 35% | +2 |
| Social protection of EU citizens | 20% | 20% | = | 23% | 28% | +5 | 13% | 21% | +8 | 27% | 31% | +4 | 19% | 23% | +4 | 22% | 23% | +1 |
| Consumer protection and food safety | 19% | 18% | -1 | 25% | 26% | +1 | 21% | 16% | -5 | 23% | 22% | -1 | 20% | 22% | +2 | 23% | 24% | +1 |
| Combating climate change and protecting the environment | 55% | 58% | +3 | 69% | 71% | +2 | 70% | 49% | -21 | 63% | 74% | +11 | 64% | 65% | +1 | 59% | 65% | +6 |
| Promoting human rights and democracy | 40% | 45% | +5 | 57% | 58% | +1 | 49% | 53% | +4 | 55% | 55% | = | 53% | 58% | +5 | 43% | 47% | +4 |
| Fight against terrorism | 46% | 37% | -9 | 49% | 50% | +1 | 47% | 38% | -9 | 34% | 41% | +7 | 52% | 37% | -15 | 53% | 50% | -3 |
| The way the EU should be working in the future | 40% | 37% | -3 | 31% | 30% | -1 | 30% | 39% | +9 | 45% | 32% | -13 | 44% | 38% | -6 | 28% | 30% | +2 |
| Combatting youth unemployment | 43% | 38% | -5 | 46% | 46% | = | 44% | 61% | +17 | 52% | 45% | -7 | 40% | 37% | -3 | 43% | 37% | -6 |
| Security and defence policy | 47% | 55% | +8 | 50% | 50% | = | 45% | 42% | -3 | 37% | 49% | +12 | 50% | 58% | +8 | 54% | 55% | +1 |
| Protection of external borders | 37% | 35% | -2 | 29% | 23% | -6 | 21% | 22% | +1 | 33% | 25% | -8 | 36% | 25% | -11 | 35% | 34% | -1 |
| Protection of personal data | 19% | 18% | -1 | 20% | 21% | +1 | 23% | 28% | +5 | 19% | 23% | +4 | 17% | 16% | -1 | 20% | 17% | -3 |
| Other (SPONTANEOUS) | 1% | 1% | = | 1% | 1% | = | 1% | 0% | -1 | 1% | 1% | = | 0% | 3% | +3 | 2% | 0% | -2 |
| None/ You are not interested in these elections (SPONTANEOUS) | 1% | 1% | = | 0% | 1% | +1 | 0% | 0% | = | 0% | 0% | = | 2% | 2% | = | 1% | 2% | +1 |
| Don't Know | 0% | 1% | +1 | 2% | 1% | -1 | 3% | 1% | -2 | 1% | 0% | -1 | 0% | 0% | = | 2% | 1% | -1 |

TECHNICAL SPECIFICATIONS

Population: Around 1000 respondents (15 years old +) per survey

Methodology: Compilation of face-to-face – Eurobarometer surveys carried out by Kantar Public

Please note that the trendlines present EU27 data from the EB91.1

Margin of error: For this sample size the actual percentage would vary within the following intervals:

| Percentages observed | 10% or 90% | 20% or 80% | 30% or 70% | 40% or 60% | 50% |
|----------------------|----------------|----------------|----------------|----------------|----------------|
| Margin of error | +/- 1.9 points | +/- 2.5 points | +/- 2.7 points | +/- 3.0 points | +/- 3.1 points |

Example: If a result is given in this document as 35%, the actual percentage across the whole population might vary between 32.3% and 37.7%.

CONTACT

Public Opinion Monitoring Unit
Philipp M. Schulmeister / Head of Unit
public.opinion.monitoring@europarl.europa.eu