

PARLEMETER 2020





























A GLIMPSE OF CERTAINTY IN UNCERTAIN TIMES

COMPLETE SURVEY RESULTS

Eurobarometer Survey 94.2 of the European Parliament
A Public Opinion Monitoring Study































QA1 Have you recently read in the press, seen on the Internet or on television or heard on the radio something about the European Parliament? (%)

		Yes		No		Don't know	
		EB94.2	Δ^*	EB94.2	Δ^*	EB94.2	Δ^*
EU27		61	+1	39	=	0	-1
BE		72	+16	28	-16	0	=
BG		49	+10	49	-7	2	-3
CZ		75	+25	25	-21	0	-4
DK		50	-9	50	+10	0	-1
DE		77	+8	23	-7	0	-1
EE		72	-6	28	+8	0	-2
IE		73	+18	27	-18	0	=
EL		66	+7	34	-7	0	=
ES		58	+1	42	=	0	-1
FR		33	-8	67	+9	0	-1
HR		66	+2	34	-1	0	-1
IT		55	+2	45	-1	0	-1
CY		60	+3	40	-3	0	=
LV		62	-10	38	+10	0	=
LT		66	-9	34	+9	0	=
LU		60	-22	40	+23	0	-1
HU		68	+3	32	-3	0	=
MT		74	+10	25	-8	1	-2
NL		74	+6	26	-5	0	-1
AT		58	-2	41	+3	1	-1
PL		66	+3	34	-2	0	-1
PT		72	+11	27	-10	1	-1
RO		56	+5	44	-5	0	=
SI		74	+6	26	-6	0	=
SK		78	+19	22	-15	0	-4
FI		73	-4	27	+4	0	=
SE		71	+3	29	-1	0	-2

*Evolution Nov.-Dec. 2020 (EB94.2) - Sept.-Oct. 2017 (EB88.1)





























QA2

And would you say that in general the presence of EU affairs in the media has increased, decreased or stayed the same compared to 12 months ago? (%)

		Increased		Decreased		Stayed the same		Don't know	
		EB94.2	Δ*	EB94.2	Δ*	EB94.2	Δ*	EB94.2	Δ*
EU27		32	-4	18	+7	47	-1	3	-2
BE		35	+1	24	+12	41	-11	0	-2
BG		27	+5	11	+3	56	+3	6	-11
CZ		21	+1	32	+18	47	-15	0	-4
DK		19	-28	29	+21	51	+8	1	-1
DE		36	-11	18	+11	45	+1	1	-1
EE		15	-14	29	+22	56	-1	0	-7
IE		57	-11	16	+14	27	-1	0	-2
EL		41	+26	21	+7	38	-29	0	-4
ES		33	+7	14	+4	47	-14	6	+3
FR		28	+1	18	+8	47	-9	7	=
HR		34	-1	15	+4	50	-2	1	-1
IT		37	+16	15	-6	45	-9	3	-1
CY		33	+12	8	-2	50	-10	9	=
LV		14	-7	26	+18	58	-7	2	-4
LT		19	-10	31	+25	50	-12	0	-3
LU		29	-14	24	+16	46	+3	1	-5
HU		40	+7	6	-10	52	+3	2	=
MT		38	+5	7	-6	49	+7	6	-6
NL		33	-23	22	+14	44	+9	1	=
AT		29	-7	21	+7	47	=	3	=
PL		34	+10	13	=	52	-8	1	-2
PT		36	+16	8	+5	46	-22	10	+1
RO		31	+6	22	+3	44	-8	3	-1
SI		32	+5	25	+15	43	-15	0	-5
SK		16	-4	20	+9	63	-3	1	-2
FI		26	-24	23	+16	51	+10	0	-2
SE		23	-24	28	+17	48	+10	1	-3























*Evolution Nov.-Dec. 2020 (EB94.2) - Oct. 2019 (EB92.2)

QA3 In general, do you have a very positive, fairly positive, neutral, fairly negative or very negative image of the European Parliament? (%)

		Very positive		Fairly positive		Neutral		Fairly negative		Very negative		Don't know	
		EB94.2	Δ*	EB94.2	Δ*	EB94.2	Δ*	EB94.2	Δ*	EB94.2	Δ*	EB94.2	Δ*
EU27		4	+1	33	+3	45	-1	14	=	3	-2	1	-1
BE		3	+2	31	-2	42	-4	20	+4	4	+1	0	-1
BG		10	+2	41	+3	31	-4	12	+1	4	+1	2	-3
CZ		3	+2	27	+8	37	-17	26	+7	7	=	0	=
DK		6	-1	33	-9	44	+4	13	+6	4	+1	0	-1
DE		5	+1	37	+1	43	-2	13	=	2	=	0	=
EE		2	+1	25	-3	53	-6	15	+6	5	+4	0	-2
IE		17	+4	48	+9	27	-12	7	+2	1	-1	0	-2
EL		4	+2	22	-4	44	-5	22	+5	8	+3	0	-1
ES		3	+2	31	+7	49	-9	13	+1	3	+1	1	-2
FR		2	+1	20	-3	52	+2	19	+1	4	-2	3	+1
HR		6	+2	34	+7	46	-10	9	-2	4	+3	1	=
IT		4	+1	33	+4	46	+5	13	-6	3	-2	1	-2
CY		7	+3	25	-4	49	-3	12	+3	5	+1	2	=
LV		2	+1	24	-4	58	-2	13	+6	2	=	1	-1
LT		3	+1	29	-1	55	-5	11	+5	2	+1	0	-1
LU		6	+1	32	-2	46	-2	14	+5	2	=	0	-2
HU		5	-2	39	+6	44	-4	8	-1	3	+1	1	=
MT		7	+1	33	-8	50	+10	7	+2	2	-1	1	-4
NL		3	+1	38	+1	37	-3	18	=	4	+1	0	=
AT		6	=	26	-2	46	=	19	+5	3	-2	0	-1
PL		9	+4	39	+7	44	-9	5	-2	2	+1	1	-1
PT		1	=	53	+5	40	-3	4	-1	0	=	2	-1
RO		7	=	40	+1	38	-3	9	-1	4	+2	2	+1
SI		4	+1	31	+6	46	-9	16	+3	3	=	0	-1
SK		2	=	26	-2	53	+2	14	=	5	+1	0	-1
FI		3	+2	28	-6	44	-7	18	+6	7	+5	0	=
SE		3	=	32	-13	43	+7	18	+5	4	+1	0	=





























*Evolution Nov.-Dec. 2020 (EB94.2) - Oct. 2019 (EB92.2)

QA3 In general, do you have a very positive, fairly positive, neutral, fairly negative or very negative image of the European Parliament? (%)

		Total 'Positive'		Total 'Negative'	
		EB94.2	Δ^*	EB94.2	Δ^*
EU27		37	+4	17	-2
BE		34	=	24	+5
BG		51	+5	16	+2
CZ		30	+10	33	+7
DK		39	-10	17	+7
DE		42	+2	15	=
EE		27	-2	20	+10
IE		65	+13	8	+1
EL		26	-2	30	+8
ES		34	+9	16	+2
FR		22	-2	23	-1
HR		40	+9	13	+1
IT		37	+5	16	-8
CY		32	-1	17	+4
LV		26	-3	15	+6
LT		32	=	13	+6
LU		38	-1	16	+5
HU		44	+4	11	=
MT		40	-7	9	+1
NL		41	+2	22	+1
AT		32	-2	22	+3
PL		48	+11	7	-1
PT		54	+5	4	-1
RO		47	+1	13	+1
SI		35	+7	19	+3
SK		28	-2	19	+1
FI		31	-4	25	+11
SE		35	-13	22	+6





























*Evolution Nov.-Dec. 2020 (EB94.2) - Oct. 2019 (EB92.2)

QA4 Would you personally like to see the European Parliament play a more important or less important role? (%)





























		More important		Less important		No change/ As it is now (SPONTANEOUS)		Don't know	
		EB94.2	Δ*	EB94.2	Δ*	EB94.2	Δ*	EB94.2	Δ*
EU27		63	+5	27	=	5	=	5	-5
BE		82	+9	17	-6	0	-2	1	-1
BG		55	+6	32	+12	7	-3	6	-15
CZ		44	+8	56	+5	0	-2	0	-11
DK		40	+1	52	+14	5	-9	3	-6
DE		72	+8	22	=	4	-3	2	-5
EE		51	+6	49	+11	0	-6	0	-11
IE		74	+14	25	+4	1	-6	0	-12
EL		79	+2	21	+7	0	-5	0	-4
ES		78	-2	11	+3	3	=	8	-1
FR		58	-7	26	+8	4	=	12	-1
HR		63	+7	30	-4	4	+1	3	-4
IT		59	+8	30	-3	7	+3	4	-8
CY		91	+2	5	=	1	-1	3	-1
LV		60	-9	37	+15	1	-2	2	-4
LT		72	=	28	+14	0	-6	0	-8
LU		79	+5	19	+6	1	-2	1	-9
HU		64	=	32	+4	2	-1	2	-3
MT		68	-2	20	+9	5	-4	7	-3
NL		57	=	38	+3	3	-1	2	-2
AT		42	-2	44	+4	13	+2	1	-4
PL		57	+4	31	-1	8	+5	4	-8
PT		71	-1	4	-1	15	+4	10	-2
RO		69	-1	25	+1	1	-1	5	+1
SI		78	+12	22	-1	0	-4	0	-7
SK		38	-1	54	+6	5	+2	3	-7
FI		48	-15	51	+21	0	-2	1	-4
SE		42	-10	54	+20	2	-7	2	-3

*Evolution Nov.-Dec. 2020 (EB94.2) - Oct. 2019 (EB92.2)





























QA5 Among the following, what should be the main priorities of the European Parliament? (MAX. 4 ANSWERS) (%)

		Measures to reduce poverty and social inequalities	Measures to combat terrorism and organised crime	Measures to improve access to quality education for all	Measures to protect our environment and biodiversity	Measures to provide affordable and safe food for citizens and a fair standard of living for farmers	Measures to develop renewable energy and reach carbon neutrality	Measures for a stronger Europe in the world through better cooperation and trade with global players and neighbouring countries	Measures to strive for full employment in all EU Member States	Measures to strengthen democracy in giving EU citizens a greater role in decision-making
EU27		48	35	33	32	26	23	21	21	20
BE		50	39	34	39	28	35	31	15	22
BG		61	36	31	24	37	13	15	35	17
CZ		33	51	21	35	26	21	28	10	25
DK		38	52	16	47	14	42	35	12	21
DE		43	38	31	37	23	32	28	10	23
EE		50	42	22	39	30	25	38	13	21
IE		53	29	31	38	30	42	36	21	27
EL		62	28	26	33	19	17	22	30	30
ES		61	16	48	31	24	16	11	32	11
FR		50	49	41	36	25	20	18	14	18
HR		56	28	33	25	27	16	14	44	21
IT		45	29	29	29	24	20	17	29	17
CY		65	32	47	32	24	13	12	37	17
LV		61	34	35	23	28	13	28	28	21
LT		61	39	21	22	30	18	33	19	25
LU		51	33	32	36	24	31	33	15	27
HU		47	35	23	20	36	19	13	24	23
MT		50	37	31	41	26	26	14	15	23
NL		47	45	34	36	27	28	42	7	22
AT		39	36	31	32	31	28	19	19	15
PL		38	24	21	25	27	20	18	23	21
PT		76	24	41	25	31	10	12	51	23
RO		44	23	34	18	27	11	18	21	15
SI		63	38	24	32	28	26	29	27	28
SK		51	32	34	37	30	15	11	26	18
FI		42	48	17	26	28	34	34	18	26
SE		42	55	18	46	22	49	33	10	23

QA5 Among the following, what should be the main priorities of the European Parliament? (MAX. 4 ANSWERS) (%)

		Measures to ensure strong external borders and establish a truly common European asylum system	Measures to support SMEs and strengthen the Economic and Monetary Union	Measures to fight disinformation and online hate speech	Measures to develop proper EU military and defence capabilities	Measures to accelerate the digital transformation of the industry and the economy	Measures to empower people by boosting digital skills	Other	None	Don't know
EU27		19	17	14	11	10	7	0	0	1
BE		28	11	17	13	5	4	0	0	0
BG		15	11	10	11	8	8	0	0	1
CZ		28	26	23	16	9	5	0	0	0
DK		30	9	11	11	5	4	0	0	1
DE		25	21	14	10	10	10	1	0	0
EE		14	22	22	19	9	6	0	0	0
IE		15	14	17	7	6	5	0	0	0
EL		36	21	12	18	6	7	0	0	0
ES		11	23	9	3	8	3	0	0	3
FR		13	14	14	12	6	5	0	1	2
HR		7	8	16	9	13	9	0	0	1
IT		15	20	10	10	16	10	0	0	2
CY		13	8	9	20	9	7	0	0	1
LV		14	14	23	17	7	8	0	0	0
LT		20	11	17	20	9	8	0	0	0
LU		25	19	16	15	8	3	0	0	0
HU		19	11	17	16	14	7	0	0	1
MT		22	12	16	6	7	9	0	0	4
NL		34	7	20	19	4	5	0	0	0
AT		31	19	13	13	10	10	0	0	0
PL		15	11	17	13	13	10	0	0	1
PT		5	31	6	2	7	6	0	0	3
RO		10	15	12	14	13	9	0	0	3
SI		20	18	24	8	7	3	0	0	0
SK		14	12	18	9	14	7	0	0	0
FI		29	8	16	15	6	1	0	0	0
SE		26	6	16	14	3	2	0	0	0

QA6 In your opinion, which of the following values should the European Parliament defend as a matter of priority? (MAX. 3 ANSWERS) (%)

		The protection of human rights worldwide		Equality between men and women		Solidarity between EU Member States		Freedom of speech		The protection of minorities		Solidarity between the EU and poor countries in the world	
		EB94.2	Δ*	EB94.2	Δ*	EB94.2	Δ*	EB94.2	Δ*	EB94.2	Δ*	EB94.2	Δ*
EU27		51	+3	42	+4	41	+8	38	=	22	+4	22	-1
BE		46	+6	53	+6	54	+25	45	-2	23	+2	18	=
BG		48	+2	24	+2	54	+3	36	+6	13	+4	25	+2
CZ		50	+5	33	+4	50	+17	50	+13	5	-3	11	-3
DK		49	-6	38	+4	34	+8	41	-5	18	+2	17	-7
DE		61	+9	38	+6	47	+6	27	-1	28	+7	24	-6
EE		49	-1	36	+10	52	+17	54	+6	19	+4	8	-5
IE		61	+11	48	+9	51	+18	32	-13	27	=	24	+3
EL		58	-3	26	+6	65	+7	46	+5	18	=	27	-2
ES		44	=	46	-4	34	+6	34	=	23	+6	27	+4
FR		48	-1	56	+1	30	+1	53	+8	18	+4	20	-4
HR		50	+2	37	+6	44	+5	36	+3	15	=	31	+5
IT		41	-1	44	+11	43	+7	31	-1	28	+6	19	-2
CY		70	-2	34	+7	53	+7	31	-4	20	+3	28	-7
LV		54	-1	23	+7	60	+21	39	-1	13	+1	17	-3
LT		57	+1	31	+8	60	+23	42	+2	9	=	16	-5
LU		54	+12	42	+6	56	+23	38	+1	23	+1	27	+2
HU		53	+4	21	-3	45	+12	34	-1	22	-3	21	-3
MT		44	+4	41	+16	41	+13	37	-12	38	+1	24	-4
NL		53	+2	50	+8	39	+1	59	+2	27	+2	20	+2
AT		47	+2	40	+2	41	+5	30	-2	21	-1	23	=
PL		49	+2	40	+9	38	+2	39	+2	19	+6	18	-2
PT		53	+9	45	+3	39	+11	29	+6	31	+3	29	-1
RO		46	-1	22	+1	40	+2	36	-1	17	+2	27	+1
SI		61	+13	43	+15	62	+23	45	+9	11	=	19	-2
SK		50	=	34	+3	40	+9	47	+6	12	=	18	=
FI		49	-9	37	-1	34	+4	53	-6	20	-1	15	-6
SE		62	+4	54	=	34	+2	60	+3	14	-1	17	-10





























*Evolution Nov.-Dec. 2020 (EB94.2) - Oct. 2019 (EB92.2)

QA6 In your opinion, which of the following values should the European Parliament defend as a matter of priority? (MAX. 3 ANSWERS) (%)






















		The dialogue between cultures and religions		The abolition of the death penalty throughout the world		Other (SPONTANEOUS)		None (SPONTANEOUS)		Refusal (SPONTANEOUS)		Don't know	
		EB94.2	Δ*	EB94.2	Δ*	EB94.2	Δ*	EB94.2	Δ*	EB94.2	Δ*	EB94.2	Δ*
EU27		21	-1	13	+3	0	-2	0	=	0	=	1	-1
BE		24	+6	9	=	0	=	0	-1	0	=	0	-1
BG		27	+1	8	+1	0	-1	0	-2	0	=	2	-2
CZ		24	+12	5	-4	0	-3	0	=	0	-1	0	-2
DK		31	-4	10	-2	1	-1	1	+1	0	=	1	-1
DE		26	-1	18	+7	0	-2	0	=	0	=	0	-1
EE		32	+10	3	+1	0	-3	1	+1	0	=	0	-3
IE		23	+3	9	-1	0	-1	0	=	0	=	0	=
EL		17	-2	9	-5	0	-6	0	=	0	=	0	=
ES		14	-3	9	+3	0	-1	0	-1	0	=	3	+1
FR		21	-2	11	=	0	-1	1	+1	0	=	2	=
HR		22	-1	10	+2	0	=	0	=	0	=	0	-1
IT		22	=	18	+7	0	-1	1	=	0	=	2	-1
CY		22	+5	10	+3	0	=	0	=	0	=	0	=
LV		25	+9	4	-1	0	-2	0	=	0	=	1	-2
LT		24	+4	4	=	0	-3	0	=	0	=	0	-1
LU		21	-1	10	+4	0	-2	0	=	0	=	0	-1
HU		25	+2	10	=	0	-2	0	=	0	=	1	=
MT		19	+4	6	=	0	-3	0	-1	0	-1	3	-3
NL		27	-1	8	-2	0	-1	0	=	0	=	0	=
AT		18	-1	23	+5	2	-7	1	=	0	=	1	=
PL		18	-2	10	+1	0	-1	0	=	0	-1	1	-1
PT		21	+3	19	+3	2	-5	0	-1	0	=	2	=
RO		19	+2	15	+3	0	-1	0	=	0	=	3	=
SI		17	+1	5	-1	0	-4	0	-1	0	-1	0	-1
SK		18	-2	13	+1	0	-3	0	=	0	=	0	-1
FI		22	+1	7	-1	0	-1	0	=	0	=	0	-1
SE		15	-1	10	+1	0	-1	0	=	0	=	0	-1

*Evolution Nov.-Dec. 2020 (EB94.2) - Oct. 2019 (EB92.2)





























QA7 Have you already heard, read or seen anything about the Sakharov Prize for Freedom of Thought awarded by the European Parliament? (%)

		Yes, and you know what it is	Yes, but you don't know what it is	No	Don't know	Total 'Yes'
EU27		11	18	71	0	29
BE		12	25	63	0	37
BG		5	15	79	1	20
CZ		20	23	57	0	43
DK		9	17	74	0	26
DE		19	25	56	0	44
EE		18	29	53	0	47
IE		7	14	79	0	21
EL		14	34	52	0	48
ES		4	5	91	0	9
FR		6	15	79	0	21
HR		14	20	66	0	34
IT		8	20	72	0	28
CY		11	18	71	0	29
LV		26	32	42	0	58
LT		31	30	39	0	61
LU		22	36	42	0	58
HU		7	10	83	0	17
MT		12	18	69	1	30
NL		14	23	63	0	37
AT		10	19	70	1	29
PL		16	14	70	0	30
PT		8	14	78	0	22
RO		5	17	78	0	22
SI		19	27	54	0	46
SK		10	20	70	0	30
FI		12	16	72	0	28
SE		8	16	76	0	24

QA8 Which of the following statements regarding the European Union is closest to your opinion? (%)





























		I'm in favour of the European Union as it has been realised so far	I'm rather in favour of the European Union, but not the way it has been realised until now	I'm rather sceptical of the European Union, but could change my opinion if radical reform was brought about	I'm opposed to the idea of the European Union in general	Don't know
EU27		27	44	22	5	2
BE		24	54	20	2	0
BG		35	34	20	7	4
CZ		22	45	26	7	0
DK		39	38	16	6	1
DE		33	49	15	2	1
EE		43	35	18	4	0
IE		60	26	11	3	0
EL		13	43	35	9	0
ES		17	53	21	4	5
FR		16	42	31	8	3
HR		27	39	26	7	1
IT		16	48	25	9	2
CY		14	44	38	3	1
LV		36	33	27	4	0
LT		44	26	23	7	0
LU		32	47	18	3	0
HU		42	30	21	4	3
MT		35	33	22	6	4
NL		30	44	22	4	0
AT		22	39	31	7	1
PL		45	36	15	2	2
PT		42	44	7	1	6
RO		39	33	20	5	3
SI		25	47	25	3	0
SK		26	42	23	6	3
FI		35	35	20	10	0
SE		28	46	19	7	0

QA9 Generally speaking, do you think that (OUR COUNTRY)'s membership of the EU is...? (%)

		A good thing		A bad thing		Neither a good thing nor a bad thing		Don't know	
		EB94.2	Δ*	EB94.2	Δ*	EB94.2	Δ*	EB94.2	Δ*
EU27		63	+4	9	-2	27	-2	1	=
BE		81	+14	4	-4	15	-10	0	=
BG		56	+3	9	=	33	+1	2	-4
CZ		65	+28	8	-6	27	-21	0	-1
DK		72	-5	11	+5	16	=	1	=
DE		81	+5	4	-1	15	-3	0	-1
EE		76	+6	7	+3	17	-7	0	-2
IE		87	+6	4	=	9	-5	0	-1
EL		56	+9	15	+3	29	-11	0	-1
ES		66	-1	8	+2	25	+1	1	-2
FR		58	=	11	=	30	=	1	=
HR		51	+5	9	-1	40	-4	0	=
IT		39	+2	16	-1	44	+2	1	-3
CY		55	+2	10	+1	35	-3	0	=
LV		62	+3	8	+4	29	-6	1	-1
LT		71	+7	6	+3	23	-9	0	-1
LU		81	=	6	+2	13	=	0	-2
HU		59	-7	5	-1	35	+7	1	+1
MT		62	+6	8	+1	29	-3	1	-4
NL		79	=	5	=	16	+1	0	-1
AT		41	-8	16	=	43	+8	0	=
PL		70	+7	8	=	22	-6	0	-1
PT		78	+6	2	=	19	-5	1	-1
RO		49	-6	19	+4	31	+2	1	=
SI		73	+17	5	-2	22	-14	0	-1
SK		47	+1	7	+2	46	-2	0	-1
FI		64	-5	17	+9	19	-3	0	-1
SE		68	-4	12	+5	20	=	0	-1





























*Evolution Nov.-Dec. 2020 (EB94.2) - Oct. 2019 (EB92.2)

QA10 Taking everything into account, would you say that (OUR COUNTRY) has on balance benefited or not from being a member of the EU? (%)

		Benefited		Not benefited		Refusal (SPONTANEOUS)		Don't know	
		EB94.2	Δ*	EB94.2	Δ*	EB94.2	Δ*	EB94.2	Δ*
EU27		72	+4	24	=	0	-1	4	-3
BE		84	+9	15	-8	0	=	1	-1
BG		64	+7	25	+4	0	-3	11	-8
CZ		81	+17	18	-11	0	-1	1	-5
DK		82	-4	15	+6	0	=	3	-2
DE		78	=	20	+3	0	-1	2	-2
EE		89	+2	11	+4	0	=	0	-6
IE		95	+6	5	-3	0	=	0	-3
EL		65	+5	35	-1	0	=	0	-4
ES		75	+3	17	-4	0	=	8	+1
FR		65	+4	27	-1	0	=	8	-3
HR		78	+13	20	-8	0	=	2	-5
IT		52	+10	42	-6	0	-1	6	-3
CY		69	-1	28	+1	0	=	3	=
LV		77	+6	21	+1	0	-1	2	-6
LT		90	-1	10	+4	0	=	0	-3
LU		85	-1	15	+7	0	=	0	-6
HU		77	-7	21	+10	0	=	2	-3
MT		88	+7	8	-2	0	=	4	-5
NL		79	-1	18	+3	0	=	3	-2
AT		55	-7	39	+11	0	-2	6	-2
PL		88	+2	10	+3	0	-1	2	-4
PT		90	+5	4	-5	0	=	6	=
RO		72	-1	26	+6	0	=	2	-5
SI		83	+7	17	-3	0	=	0	-4
SK		81	+6	17	+1	0	-1	2	-6
FI		69	-7	30	+13	0	=	1	-6
SE		66	-6	32	+8	0	=	2	-2

*Evolution Nov.-Dec. 2020 (EB94.2) - Jun.-Jul. 2019 (EB91.5)

QA11 Which of the following are the main reasons for thinking that (OUR COUNTRY) has benefited from being a member of the EU? (MAX. 3 ANSWERS) (%)

		The EU contributes to economic growth in (OUR COUNTRY)		Membership of the EU improves co-operation between (OUR COUNTRY) and the other countries of the EU		The EU contributes to maintaining peace and strengthening security		The EU brings (NATIONALITY) people new work opportunities		The EU improves (NATIONALITY) people's standard of living		The EU gives (NATIONALITY) people a stronger say in the world		The EU helps (OUR COUNTRY) to tackle climate change	
		EB94.2	Δ*	EB94.2	Δ*	EB94.2	Δ*	EB94.2	Δ*	EB94.2	Δ*	EB94.2	Δ*	EB94.2	Δ*
EU27		40	+9	39	+5	34	=	29	-2	24	+5	20	-2	16	+2
BE		42	+14	60	+22	31	-1	18	-10	13	=	25	-2	27	+9
BG		30	+6	35	-1	24	+2	62	+9	26	+10	21	=	8	+4
CZ		61	+29	47	+18	22	-11	47	-4	39	+9	6	-14	7	-2
DK		38	+9	64	+11	37	-4	16	+1	10	=	32	+2	15	-11
DE		43	+7	46	+5	52	+4	19	-2	20	+4	18	=	18	+2
EE		56	+10	47	+15	30	=	49	-6	35	+4	14	+3	8	+3
IE		67	+20	46	+25	17	+2	37	-6	51	+12	20	-7	16	+1
EL		56	+36	46	+9	31	-21	26	+8	29	+10	16	-17	9	-2
ES		52	+18	25	-2	21	-3	27	-6	33	+12	17	+1	14	+2
FR		27	+8	42	+7	39	+1	21	-4	10	=	30	-4	14	-1
HR		34	+5	25	+1	25	=	55	+3	31	+4	18	-4	11	+2
IT		26	+6	40	+8	32	-1	30	=	15	+2	30	-1	19	+3
CY		33	+1	24	-1	38	-9	36	+1	24	-4	31	+4	18	+3
LV		50	+15	40	+7	29	-5	53	+1	40	+15	12	+1	5	+1
LT		62	+23	39	+15	26	-4	49	+3	38	=	14	-3	8	+2
LU		48	+6	51	+15	38	+10	22	-4	18	-3	31	+5	8	+1
HU		41	=	21	+2	25	+4	46	-3	39	+10	12	-1	14	+6
MT		53	+15	36	+15	8	-4	47	-7	31	-7	28	-2	19	+5
NL		54	+8	59	-11	42	-4	10	-3	16	+6	6	-2	31	+11
AT		36	+4	35	+1	31	-4	28	=	24	+4	26	-2	21	+5
PL		39	+6	20	-1	21	+1	38	-1	39	+5	17	+3	16	+5
PT		50	+19	30	-5	29	+8	33	-10	34	+13	34	-5	9	+1
RO		30	+4	18	-6	20	-2	46	+4	36	+12	16	-2	10	=
SI		57	+17	54	+26	22	-9	47	+3	37	+12	7	-4	11	-1
SK		35	+8	27	+3	23	-2	47	+8	32	+8	18	-4	14	+3
FI		34	+12	70	+14	34	-2	38	-11	18	+4	19	=	15	-2
SE		32	+2	74	+12	42	-7	30	-8	6	+1	17	=	23	+3





























*Evolution Nov.-Dec. 2020 (EB94.2) - Jun.-Jul. 2019 (EB91.5)

QA11 Which of the following are the main reasons for thinking that (OUR COUNTRY) has benefited from being a member of the EU? (MAX. 3 ANSWERS) (%)





























		Membership of the EU improves co-operation between (OUR COUNTRY) and countries outside the EU		The EU contributes to democracy in (OUR COUNTRY)		The EU helps (OUR COUNTRY) in the fight against terrorism		(NATIONALITY) people have a significant influence in decisions made at EU level		You are generally in favour of the EU (SPONTANEOUS)		Other (SPONTANEOUS)		Refusal (SPONTANEOUS)		Don't know	
		EB94.2	Δ*	EB94.2	Δ*	EB94.2	Δ*	EB94.2	Δ*	EB94.2	Δ*	EB94.2	Δ*	EB94.2	Δ*	EB94.2	Δ*
EU27		15	-5	14	=	13	-2	11	=	0	-1	0	-1	0	=	1	-1
BE		18	-8	4	-9	15	-4	10	-3	0	-1	0	=	0	=	0	-1
BG		13	-5	18	-1	12	=	8	=	0	=	0	=	0	=	0	=
CZ		6	-5	16	+2	5	-6	2	-3	0	-2	0	-2	0	=	0	=
DK		17	-5	4	-6	18	-3	8	-1	0	-4	0	-2	0	=	0	-1
DE		17	-7	12	-3	15	+4	9	-1	0	-1	0	-1	0	=	0	=
EE		20	+3	8	=	3	-3	3	+1	0	-1	0	-2	0	-1	0	-4
IE		9	-8	8	-6	4	-5	9	-1	0	=	0	-1	0	=	0	-1
EL		19	-2	13	-4	5	-5	6	-6	0	-1	0	-3	0	=	0	-1
ES		11	-9	15	+1	14	-2	6	-4	0	-1	1	=	0	=	1	-1
FR		14	-3	9	+1	18	-6	17	+1	0	-1	0	-2	0	=	4	+2
HR		15	=	18	-1	12	+1	7	-3	0	=	0	=	0	=	0	-1
IT		21	-1	18	-3	13	-5	17	+5	0	=	0	=	0	=	0	=
CY		12	-1	19	=	11	+4	7	-2	0	=	1	=	0	=	1	+1
LV		11	-7	11	+1	3	-3	3	=	0	-1	0	-2	0	=	0	-2
LT		7	-4	10	-3	6	+1	4	-1	0	=	0	-2	0	=	0	-1
LU		18	-3	9	-2	5	-4	16	+2	0	-1	0	-1	0	=	1	-1
HU		9	-4	18	+2	11	+3	9	-2	0	=	0	-1	0	-1	1	-1
MT		8	-6	17	+5	4	-1	11	-3	0	=	1	-6	0	-1	1	-1
NL		19	-13	4	+1	20	=	10	+6	0	-2	0	-1	0	=	0	=
AT		22	-5	9	-6	19	+8	11	-4	1	=	1	-2	0	=	0	-1
PL		14	-2	21	+4	10	+2	11	+1	0	=	0	-1	0	=	1	-4
PT		14	-1	20	+6	9	+1	7	-4	1	=	1	-3	0	=	1	=
RO		11	-7	25	+2	15	+4	12	=	0	-1	0	=	0	=	2	=
SI		12	-3	16	-1	3	-2	3	-2	0	-2	0	-2	0	-1	0	-2
SK		13	-3	14	-1	13	+2	11	+1	0	=	1	=	0	=	1	-2
FI		18	-13	2	-1	9	-1	4	-4	0	=	0	-2	0	=	0	-1
SE		13	-6	4	+1	13	-3	14	-2	0	-1	0	-1	0	=	0	-1

*Evolution Nov.-Dec. 2020 (EB94.2) - Jun.-Jul. 2019 (EB91.5)





























QA12 To what extent do you agree or disagree with the following statement: the recovery plan of the EU will allow (OUR COUNTRY)'s economy to recover more rapidly from negative effects of the coronavirus pandemic? (%)

		Totally agree	Tend to agree	Tend to disagree	Totally disagree	Don't know	Total 'Agree'	Total 'Disagree'
EU27		18	54	18	6	4	72	24
BE		21	61	13	4	1	82	17
BG		22	46	21	6	5	68	27
CZ		26	55	16	3	0	81	19
DK		19	57	18	4	2	76	22
DE		21	51	19	5	4	72	24
EE		16	62	19	3	0	78	22
IE		29	63	7	1	0	92	8
EL		20	52	20	8	0	72	28
ES		21	53	16	5	5	74	21
FR		13	49	20	12	6	62	32
HR		15	59	18	6	2	74	24
IT		11	58	22	4	5	69	26
CY		34	47	13	4	2	81	17
LV		14	55	24	6	1	69	30
LT		22	58	16	4	0	80	20
LU		19	58	20	3	0	77	23
HU		26	56	12	4	2	82	16
MT		31	60	4	2	3	91	6
NL		23	52	17	6	2	75	23
AT		18	50	23	4	5	68	27
PL		25	61	10	1	3	86	11
PT		15	73	5	1	6	88	6
RO		22	51	18	6	3	73	24
SI		28	48	21	3	0	76	24
SK		19	53	21	5	2	72	26
FI		15	47	23	15	0	62	38
SE		11	60	18	8	3	71	26





























QA13a Which of the following media did you use the most in the last 7 days? Firstly? (%)

		TV	Websites	Online social networks	Radio	Written Press	Other (SPONTANEOUS)	Don't know
EU27		50	23	14	7	6	0	0
BE		34	28	15	10	13	0	0
BG		67	15	16	1	1	0	0
CZ		29	45	18	6	2	0	0
DK		36	23	21	10	10	0	0
DE		42	23	18	10	7	0	0
EE		23	37	27	11	2	0	0
IE		29	32	21	12	6	0	0
EL		31	35	27	5	2	0	0
ES		55	22	14	6	3	0	0
FR		49	21	12	13	4	0	1
HR		48	30	17	2	3	0	0
IT		67	13	13	1	5	0	1
CY		47	22	27	3	1	0	0
LV		28	39	25	7	1	0	0
LT		31	35	25	6	3	0	0
LU		23	34	21	11	11	0	0
HU		53	35	7	4	1	0	0
MT		29	19	45	4	3	0	0
NL		38	16	9	9	28	0	0
AT		51	12	13	14	10	0	0
PL		54	31	7	4	4	0	0
PT		75	12	9	2	2	0	0
RO		69	6	16	3	4	1	1
SI		36	36	17	9	2	0	0
SK		43	28	20	6	2	0	1
FI		29	36	16	6	13	0	0
SE		27	33	20	11	9	0	0





























QA13T Which of the following media did you use the most in the last 7 days? Firstly? And then? (MAX. 3 ANSWERS) (%)

		TV	Websites	Online social networks	Radio	Written Press	Other (SPONTANEOUS)	Don't know
EU27		79	51	35	34	25	1	0
BE		70	55	32	34	34	0	0
BG		88	48	45	28	17	1	0
CZ		68	79	42	24	11	0	0
DK		71	48	45	36	26	0	0
DE		74	48	35	46	35	1	0
EE		60	77	48	29	13	0	0
IE		57	62	43	41	21	0	0
EL		65	72	62	20	11	0	0
ES		83	53	38	27	15	1	0
FR		76	51	31	35	21	1	0
HR		77	67	42	24	20	2	0
IT		89	43	30	24	30	1	1
CY		75	50	57	22	8	4	0
LV		65	70	55	27	9	0	0
LT		71	75	55	29	12	0	0
LU		51	63	43	37	29	0	0
HU		86	61	29	33	19	1	0
MT		66	52	66	30	15	0	0
NL		84	45	20	32	58	0	0
AT		83	36	34	49	51	1	0
PL		83	62	27	36	15	0	0
PT		95	43	41	32	21	4	0
RO		90	22	41	36	18	4	1
SI		74	69	44	30	16	0	0
SK		74	57	45	44	18	0	0
FI		63	65	33	19	38	0	0
SE		62	64	37	38	26	1	0





























QA14a Among the following, which are, if any, the main areas of disagreement between (NATIONALITY) government and the EU? Firstly? (%)

		Migration and refugees	Rule of law	Public health	Agriculture, food and fishery	Environment, climate change	Economy and the EU Single Market	Foreign and security policy	The euro and the EU's monetary policy
EU27		28	9	8	7	6	6	5	5
BE		23	3	6	8	18	4	4	3
BG		10	19	8	3	3	4	4	7
CZ		63	7	1	4	2	2	2	8
DK		28	9	6	9	12	7	3	10
DE		38	11	3	6	12	3	5	3
EE		41	4	1	15	2	2	1	3
IE		11	4	4	21	15	8	5	6
EL		42	4	2	1	2	7	27	5
ES		26	5	11	7	2	8	3	3
FR		25	4	7	10	6	5	7	2
HR		10	16	11	8	3	11	8	9
IT		33	2	15	3	3	10	5	6
CY		26	6	8	2	3	3	16	1
LV		20	4	4	27	2	8	2	1
LT		15	9	5	17	3	6	6	4
LU		26	5	8	5	7	8	7	7
HU		41	22	7	3	2	4	3	2
MT		51	12	3	1	4	1	1	1
NL		24	9	1	17	9	12	2	13
AT		36	5	5	6	12	4	9	2
PL		8	33	11	4	5	4	4	3
PT		4	1	10	8	1	15	2	2
RO		7	5	19	5	3	7	5	8
SI		17	44	3	3	1	3	4	1
SK		36	4	8	8	5	5	4	2
FI		17	11	1	20	8	9	4	12
SE		35	4	2	10	9	6	2	10





























QA14a Among the following, which are, if any, the main areas of disagreement between (NATIONALITY) government and the EU? Firstly? (%)

		Energy policy	Fake news and disinformation	Education, science and culture	Freedom of speech	Minority rights (LGBTI, Roma, Disabled people, etc.)	Reproductive health rights (e.g. family planning, abortion, etc.)	Digital Single Market	Other (SPONTANEOUS)	Don't know
EU27		3	3	3	2	2	1	1	1	10
BE		13	4	2	3	2	2	1	0	4
BG		4	4	3	4	7	1	2	1	16
CZ		4	4	0	1	1	0	0	0	1
DK		2	1	2	1	2	2	0	0	6
DE		4	2	2	1	1	1	1	1	6
EE		8	3	1	2	12	2	0	0	3
IE		4	4	1	1	1	5	4	1	5
EL		0	4	1	2	1	0	1	0	1
ES		2	3	5	3	0	0	0	1	21
FR		4	3	1	5	3	0	1	1	16
HR		3	4	4	2	3	3	1	0	4
IT		2	2	4	2	1	1	1	1	9
CY		1	6	3	2	0	0	1	1	21
LV		2	5	3	2	14	0	1	0	5
LT		8	10	4	2	8	2	0	0	1
LU		4	6	3	3	1	1	1	2	6
HU		2	4	3	2	1	1	1	0	2
MT		1	5	1	2	0	5	1	3	8
NL		3	1	1	2	3	0	0	0	3
AT		4	1	4	2	1	2	1	2	4
PL		4	3	3	3	5	5	1	0	4
PT		1	11	3	0	1	2	2	1	36
RO		2	10	10	2	3	2	2	1	9
SI		1	12	1	4	2	0	1	0	3
SK		3	4	3	2	6	1	1	0	8
FI		5	2	0	2	2	1	0	1	5
SE		4	2	0	1	4	2	1	0	8

QA14T Among the following, which are, if any, the main areas of disagreement between (NATIONALITY) government and the EU? Firstly? And then? (MAX. 3 ANSWERS) (%)


























		Migration and refugees	Environment, climate change	Agriculture, food and fishery	Public health	Foreign and security policy	Economy and the EU Single Market	Rule of law	The euro and the EU policy
EU27		47	20	20	19	17	17	16	14
BE		45	35	17	15	14	12	8	6
BG		27	11	10	20	12	13	30	17
CZ		78	13	17	2	12	12	14	33
DK		46	25	21	14	10	18	21	26
DE		59	34	20	9	21	10	22	11
EE		66	12	33	4	8	9	8	11
IE		25	35	37	13	16	17	11	16
EL		70	7	8	14	52	27	11	19
ES		42	9	21	25	9	17	11	8
FR		43	17	22	17	19	12	8	8
HR		26	13	21	27	20	28	29	21
IT		50	14	16	31	21	28	5	20
CY		50	10	7	19	29	12	15	4
LV		43	10	41	15	10	20	11	5
LT		34	14	29	14	18	18	16	11
LU		42	21	14	19	20	19	12	13
HU		67	11	12	19	16	13	37	10
MT		72	18	11	8	7	5	24	3
NL		55	32	39	6	11	26	16	27
AT		55	30	26	18	30	14	13	12
PL		26	22	13	26	13	13	46	12
PT		10	5	16	19	8	20	3	6
RO		16	11	19	40	16	21	13	19
SI		46	11	11	12	16	13	59	4
SK		54	14	22	23	13	17	10	7
FI		40	22	38	3	14	22	20	28
SE		55	24	25	6	7	14	11	19

QA14T Among the following, which are, if any, the main areas of disagreement between (NATIONALITY) government and the EU? Firstly? And then? (MAX. 3 ANSWERS) (%)

		Energy policy	Education, science and culture	Fake news and disinformation	Minority rights (LGBTI, Roma, Disabled people, etc.)	Freedom of speech	Reproductive health rights (e.g. family planning, abortion, etc.)	Digital Single Market	Other (SPONTANEOUS)	Don't know
EU27		12	11	9	9	8	6	4	1	9
BE		28	9	8	8	7	6	3	0	4
BG		14	9	13	13	15	3	6	1	16
CZ		18	2	18	9	5	1	2	0	1
DK		10	5	4	8	5	5	3	0	6
DE		16	7	7	6	4	4	3	2	6
EE		20	2	12	28	8	10	3	0	3
IE		17	5	10	4	3	8	9	1	5
EL		6	6	13	5	6	1	2	0	1
ES		7	17	10	3	7	2	2	1	21
FR		10	6	9	9	14	5	3	2	16
HR		11	17	10	8	11	8	7	0	4
IT		11	13	6	6	6	6	5	1	9
CY		7	11	12	3	4	2	2	3	21
LV		10	13	12	28	5	3	2	0	5
LT		20	12	21	18	9	8	2	0	2
LU		16	11	12	5	6	5	5	2	6
HU		7	11	19	10	11	6	3	0	2
MT		6	3	16	3	10	18	3	5	8
NL		8	3	5	11	11	3	0	1	3
AT		17	16	5	7	5	4	4	3	4
PL		13	13	9	20	12	15	5	0	4
PT		4	10	17	9	2	6	6	4	36
RO		6	29	16	7	8	5	7	1	9
SI		6	4	33	7	18	4	2	0	3
SK		10	13	13	19	12	7	4	1	8
FI		17	2	7	5	5	4	1	1	5
SE		12	2	4	15	6	9	1	1	8

SD14a.1 When you get together with friends or relatives, would you say you discuss frequently, occasionally or never about...?






National political matters (%)

		Frequently		Occasionally		Never		Don't know	
		EB94.2	Δ*	EB94.2	Δ*	EB94.2	Δ*	EB94.2	Δ*
EU27		25	+2	55	+2	20	-4	0	=
BE		27	+12	61	+2	12	-14	0	=
BG		27	+9	60	-1	11	-9	2	+1
CZ		35	+19	58	-4	7	-14	0	-1
DK		37	+6	49	-3	14	-3	0	=
DE		36	+4	57	-1	7	-3	0	=
EE		33	+15	60	-3	7	-12	0	=
IE		37	+18	51	-1	12	-17	0	=
EL		41	+7	51	+1	8	-8	0	=
ES		17	-2	47	+3	36	-1	0	=
FR		19	+2	46	-3	35	+1	0	=
HR		17	-1	59	+2	24	-1	0	=
IT		22	+2	57	+4	20	-7	1	+1
CY		19	-1	50	+3	31	-2	0	=
LV		19	+4	70	+8	11	-11	0	-1
LT		19	+4	61	-2	20	-2	0	=
LU		30	+8	56	+5	14	-12	0	-1
HU		16	-3	64	+3	20	=	0	=
MT		26	+15	54	-7	16	-12	4	+4
NL		48	+3	40	-6	12	+3	0	=
AT		26	-5	62	+5	12	=	0	=
PL		18	+3	64	=	17	-4	1	+1
PT		9	+2	56	-1	35	-1	0	=
RO		16	-2	56	0	27	+2	1	=
SI		24	+14	61	-2	15	-12	0	=
SK		23	+8	66	=	10	-9	1	+1
FI		23	+1	58	-4	19	+3	0	=
SE		31	-10	60	+8	9	+2	0	=

*Evolution Nov.-Dec. 2020 (EB94.2) - Oct. 2019 (EB92.2)

SD14a.2 When you get together with friends or relatives, would you say you discuss frequently, occasionally or never about...?
















European political matters (%)

		Frequently		Occasionally		Never		Don't know	
		EB94.2	Δ*	EB94.2	Δ*	EB94.2	Δ*	EB94.2	Δ*
EU27		13	-2	52	+2	34	=	1	=
BE		9	=	56	+5	35	-5	0	=
BG		13	+5	62	+5	22	-11	3	+1
CZ		10	+4	61	6	29	-9	0	-1
DK		15	-9	58	+2	27	+7	0	=
DE		21	-2	61	-2	17	+3	1	+1
EE		11	=	60	-1	29	+2	0	-1
IE		15	-3	58	+7	27	-4	0	=
EL		19	-1	62	+9	19	-7	0	-1
ES		10	=	37	=	53	=	0	=
FR		8	-2	35	-8	57	+10	0	=
HR		12	-1	54	+4	34	-2	0	-1
IT		10	-1	55	+9	34	-9	1	+1
CY		15	+4	48	=	36	-5	1	+1
LV		7	-2	66	+8	27	-5	0	-1
LT		8	-3	59	-3	33	+6	0	=
LU		21	+2	53	-3	26	+2	0	-1
HU		7	-2	63	-1	29	+2	1	+1
MT		8	+2	54	-4	34	-2	4	+4
NL		23	-4	48	-6	29	+10	0	=
AT		17	-7	63	+7	20	+1	0	-1
PL		16	+3	55	-1	27	-3	2	+1
PT		6	+3	52	+6	42	-7	0	-2
RO		11	=	52	-2	36	+2	1	=
SI		5	-3	56	-4	39	+7	0	=
SK		10	=	69	+4	20	-4	1	=
FI		9	-8	58	-4	33	+12	0	=
SE		12	-13	62	=	26	+13	0	=

*Evolution Nov.-Dec. 2020 (EB94.2) - Oct. 2019 (EB92.2)





























SD14a.3 When you get together with friends or relatives, would you say you discuss frequently, occasionally or never about...?

Local political matters (%)

		Frequently		Occasionally		Never		Don't know	
		EB94.2	Δ*	EB94.2	Δ*	EB94.2	Δ*	EB94.2	Δ*
EU27		22	+1	55	+4	22	-6	1	+1
BE		23	+8	61	+4	16	-12	0	=
BG		29	+7	58	-2	11	-5	2	=
CZ		28	+12	63	+4	9	-16	0	=
DK		26	=	58	+3	16	-3	0	=
DE		34	+2	57	+4	9	-6	0	=
EE		38	+19	55	-4	7	-14	0	-1
IE		28	+7	57	+7	15	-14	0	=
EL		50	+16	44	-7	6	-9	0	=
ES		15	-4	46	+2	39	+2	0	=
FR		16	-1	45	+2	39	-1	0	=
HR		19	-4	60	+6	21	-2	0	=
IT		19	+1	60	+7	21	-8	0	=
CY		21	-2	49	+1	30	+1	0	=
LV		23	=	65	+6	12	-6	0	=
LT		32	+16	58	-5	10	-11	0	=
LU		22	=	57	+8	21	-7	0	-1
HU		12	-3	65	=	23	+3	0	=
MT		29	+21	48	-10	19	-15	4	+4
NL		32	=	47	+2	21	-2	0	=
AT		23	-2	54	-3	22	+5	1	=
PL		15	-1	62	+3	22	-3	1	+1
PT		10	+2	55	+2	35	-3	0	-1
RO		14	-8	60	+6	25	+2	1	=
SI		26	+13	62	-1	12	-12	0	=
SK		15	+2	70	+5	14	-7	1	=
FI		21	-1	59	-4	20	+5	0	=
SE		23	-6	65	+9	12	-3	0	=

*Evolution Nov.-Dec. 2020 (EB94.2) - Oct. 2019 (EB92.2)





























SD15a.1 At the present time, would you say that, in general, things are going in the right direction or in the wrong direction, in...?
(OUR COUNTRY) (%)

		Things are going in the right direction		Things are going in the wrong direction		Neither the one nor the other		Don't know	
		EB94.2	Δ*	EB94.2	Δ*	EB94.2	Δ*	EB94.2	Δ*
EU27		33	+3	56	+3	5	-3	6	-3
BE		40	+7	59	+4	0	-9	1	-2
BG		21	-7	60	+14	7	-5	12	-2
CZ		25	-22	75	+39	0	-10	0	-7
DK		54	-3	39	+16	5	-10	2	-3
DE		53	+11	35	-8	7	0	5	-3
EE		35	-1	64	+32	1	-18	0	-13
IE		71	+10	29	+4	0	-9	0	-5
EL		44	+25	56	-5	0	-14	0	-6
ES		14	-4	76	+5	6	=	4	-1
FR		16	-5	70	+5	5	=	9	=
HR		16	-4	78	+5	1	=	5	-1
IT		28	+6	59	-1	5	-2	8	-3
CY		21	-2	57	+1	16	+1	6	=
LV		36	+6	61	+14	1	-13	2	-7
LT		54	+18	46	+6	0	-17	0	-7
LU		68	+11	31	+13	1	-15	0	-9
HU		40	-8	51	+13	4	-2	5	-3
MT		51	+3	32	+13	7	-10	10	-6
NL		46	-2	36	+2	15	=	3	=
AT		48	=	38	+7	11	-5	3	-2
PL		21	-20	69	+25	2	-3	8	-2
PT		47	-5	25	+8	10	-4	18	+1
RO		29	+5	60	-3	4	=	7	-2
SI		21	-6	79	+28	0	-13	0	-9
SK		28	+2	60	+1	6	-2	6	-1
FI		47	+7	52	+8	0	-11	1	-4
SE		43	+12	55	0	2	-10	0	-2

*Evolution Nov.-Dec. 2020 (EB94.2) - Oct. 2019 (EB92.2)

SD15a.2 At the present time, would you say that, in general, things are going in the right direction or in the wrong direction, in...?





























The European Union (%)

		Things are going in the right direction		Things are going in the wrong direction		Neither the one nor the other		Don't know	
		EB94.2	Δ*	EB94.2	Δ*	EB94.2	Δ*	EB94.2	Δ*
EU27		39	+7	45	-1	6	-2	10	-4
BE		52	+17	47	-6	0	-8	1	-3
BG		43	-5	29	+8	7	-4	21	+1
CZ		46	+14	53	+7	0	-11	1	-10
DK		49	+9	38	+9	7	-13	6	-5
DE		46	+8	38	-5	8	+1	8	-4
EE		61	+26	38	+13	0	-19	1	-20
IE		77	+18	23	-1	0	-9	0	-8
EL		44	+22	56	0	0	-14	0	-8
ES		22	+1	59	=	8	+1	11	-2
FR		23	+3	54	-6	6	+1	17	+2
HR		37	-6	51	+8	5	+1	7	-3
IT		31	+5	50	-1	6	-2	13	-2
CY		27	-1	45	-1	16	=	12	+2
LV		59	+19	36	+8	1	-15	4	-12
LT		70	+24	30	+10	0	-18	0	-16
LU		52	+18	47	+13	1	-17	0	-14
HU		46	-4	40	+7	6	-1	8	-2
MT		55	+23	20	+7	8	-18	17	-12
NL		40	+1	38	-1	15	=	7	=
AT		35	-2	45	+7	15	-3	5	-2
PL		48	=	30	=	6	-1	16	+1
PT		47	=	21	+7	9	-6	23	-1
RO		50	-2	37	+6	5	+1	8	-5
SI		60	+29	40	-2	0	-15	0	-12
SK		37	+5	47	+3	6	-5	10	-3
FI		39	+9	60	+8	0	-10	1	-7
SE		46	+18	51	+2	2	-12	1	-8

*Evolution Nov.-Dec. 2020 (EB94.2) - Oct. 2019 (EB92.2)





























SD15a.3 At the present time, would you say that, in general, things are going in the right direction or in the wrong direction, in...?

The USA (%)

		Things are going in the right direction		Things are going in the wrong direction		Neither the one nor the other		Don't know	
		EB94.2	Δ*	EB94.2	Δ*	EB94.2	Δ*	EB94.2	Δ*
EU27		33	+14	48	-9	5	-2	14	-3
BE		41	+20	58	-12	0	-3	1	-5
BG		26	-4	29	+4	7	-3	38	+3
CZ		43	+15	57	+17	0	-8	0	-24
DK		47	+43	46	-31	4	-6	3	-6
DE		35	+30	48	-36	6	+3	11	+3
EE		62	+42	37	+3	0	-11	1	-34
IE		43	+16	57	+1	0	-5	0	-12
EL		49	+30	51	-6	0	-8	0	-16
ES		14	-3	58	-4	6	-1	22	+8
FR		25	+12	54	-8	3	=	18	-4
HR		28	-10	54	+11	5	-1	13	=
IT		31	+6	45	-1	7	-3	17	-2
CY		14	-3	53	+10	8	-2	25	-5
LV		46	+28	47	+13	1	-6	6	-35
LT		63	+30	37	+15	0	-16	0	-29
LU		46	+35	54	-12	0	-6	0	-17
HU		34	-9	43	+8	8	-1	15	+2
MT		31	+20	43	+11	4	-9	22	-22
NL		33	+24	58	-21	5	-1	4	-2
AT		31	+16	49	-20	12	+4	8	=
PL		41	+3	29	+2	8	-2	22	-3
PT		30	+14	30	-17	7	-5	33	+8
RO		40	+1	41	+8	6	-2	13	-7
SI		48	+30	52	-10	0	-10	0	-10
SK		28	+9	51	-1	5	-5	16	-3
FI		47	+38	52	-23	0	-4	1	-11
SE		45	+37	54	-30	0	-3	1	-4



























*Evolution Nov.-Dec. 2020 (EB94.2) - Jun.-Jul. 2019 (EB91.5)

SD16 In general, does the EU conjure up for you a very positive, fairly positive, neutral, fairly negative or very negative image? (%)

		Very positive		Fairly positive		Neutral		Fairly negative		Very negative		Don't know	
		EB94.2	Δ*	EB94.2	Δ*	EB94.2	Δ*	EB94.2	Δ*	EB94.2	Δ*	EB94.2	Δ*
EU27		8	+3	42	+7	35	-7	11	-2	3	-1	1	=
BE		4	+2	41	+9	32	-15	20	+3	3	+1	0	=
BG		18	+3	41	-1	23	-3	11	+1	5	+2	2	-2
CZ		10	+8	43	+18	24	-25	18	+1	5	-2	0	=
DK		10	+2	40	-6	33	-2	12	+4	5	+3	0	-1
DE		11	+4	49	+8	31	-8	8	-3	1	-1	0	=
EE		8	+5	48	+10	30	-19	11	+3	3	+2	0	-1
IE		25	+10	52	+5	16	-14	6	+1	1	-1	0	-1
EL		7	+4	33	+4	34	-12	18	+2	8	+2	0	=
ES		6	+4	39	+7	44	-8	9	-1	2	=	0	-2
FR		5	+2	39	+5	35	-9	15	+2	5	=	1	=
HR		9	+4	38	+2	42	-6	7	-2	4	+3	0	-1
IT		4	+1	39	+10	41	-1	13	-7	2	-3	1	=
CY		8	+3	37	-2	41	-1	8	=	6	=	0	=
LV		7	+6	45	+11	34	-20	12	+4	2	=	0	-1
LT		11	+8	49	+5	31	-16	7	+2	2	+1	0	=
LU		10	+5	48	+2	28	-9	10	+2	4	+2	0	-2
HU		6	=	47	+10	37	-10	7	-1	3	+1	0	=
MT		10	-1	40	+7	41	-5	6	=	2	=	1	-1
NL		6	+3	46	+6	32	-7	13	-3	3	+1	0	=
AT		9	-2	27	-3	41	+3	17	+2	6	+1	0	-1
PL		17	+10	44	+3	34	-11	4	-2	1	=	0	=
PT		3	+2	64	+3	30	-3	3	=	0	=	0	-2
RO		8	+1	44	+3	34	-8	8	+1	5	+3	1	=
SI		11	+7	47	+17	34	-19	7	-3	1	-1	0	-1
SK		4	=	33	+2	45	-6	14	+4	4	+1	0	-1
FI		5	+2	37	-2	32	-11	18	+6	8	+5	0	=
SE		6	=	44	+1	29	-7	17	+5	4	+1	0	=





























*Evolution Nov.-Dec. 2020 (EB94.2) - Oct. 2019 (EB92.2)

SD16 In general, does the EU conjure up for you a very positive, fairly positive, neutral, fairly negative or very negative image? (%)

		Total 'Positive'		Total 'Negative'	
		EB94.2	Δ^*	EB94.2	Δ^*
EU27		50	+10	14	-3
BE		45	+11	23	+4
BG		59	+2	16	+3
CZ		53	+26	23	-1
DK		50	-4	17	+7
DE		60	+12	9	-4
EE		56	+15	14	+5
IE		77	+15	7	=
EL		40	+8	26	+4
ES		45	+11	11	-1
FR		44	+7	20	+2
HR		47	+6	11	+1
IT		43	+11	15	-10
CY		45	+1	14	=
LV		52	+17	14	+4
LT		60	+13	9	+3
LU		58	+7	14	+4
HU		53	+10	10	=
MT		50	+6	8	=
NL		52	+9	16	-2
AT		36	-5	23	+3
PL		61	+13	5	-2
PT		67	+5	3	=
RO		52	+4	13	+4
SI		58	+24	8	-4
SK		37	+2	18	+5
FI		42	=	26	+11
SE		50	+1	21	+6


























*Evolution Nov.-Dec. 2020 (EB94.2) - Oct. 2019 (EB92.2)

SD17 Would you say that you are very optimistic, fairly optimistic, fairly pessimistic or very pessimistic about the future of the EU? (%)

		Very optimistic		Fairly optimistic		Fairly pessimistic		Very pessimistic		Don't know	
		EB94.2	Δ*	EB94.2	Δ*	EB94.2	Δ*	EB94.2	Δ*	EB94.2	Δ*
EU27		6	-2	60	+7	26	-1	5	-2	3	-2
BE		4	=	63	+2	29	=	4	-1	0	-1
BG		9	-4	52	+3	27	+5	7	+1	5	-5
CZ		8	+1	59	+12	28	-5	4	-6	1	-2
DK		11	-4	67	+3	18	+2	3	=	1	-1
DE		6	-3	66	+8	23	-2	2	-1	3	-2
EE		3	-2	65	-2	26	+6	5	+2	1	-4
IE		20	-5	69	+9	9	-1	2	=	0	-3
EL		9	+4	52	+12	30	-7	9	-5	0	-4
ES		6	-6	59	+3	27	+5	3	-1	5	-1
FR		3	-2	49	+4	35	+2	9	-3	4	-1
HR		11	-1	62	+7	21	-1	4	-5	2	=
IT		4	=	61	+9	27	-4	5	-2	3	-3
CY		7	-4	51	-3	30	+6	7	0	5	+1
LV		6	-2	60	+1	29	+3	4	+1	1	-3
LT		11	+1	66	=	19	+2	4	+2	0	-5
LU		6	-3	62	+2	28	+4	4	+1	0	-4
HU		6	-2	58	-2	29	+4	5	+2	2	-2
MT		11	+4	68	+6	12	-3	2	-1	7	-6
NL		3	-2	69	+1	23	=	3	=	2	+1
AT		13	-2	46	-5	32	+6	6	+2	3	-1
PL		11	+1	66	+2	16	=	3	+1	4	-4
PT		2	=	71	+3	21	=	1	=	5	-3
RO		12	-3	58	+4	20	-3	7	+3	3	-1
SI		11	+1	68	+9	19	-4	2	-3	0	-3
SK		9	=	55	-6	30	+9	5	-1	1	-2
FI		5	-1	58	-7	28	+5	9	+7	0	-4
SE		4	=	62	+2	29	-1	4	-1	1	=




























*Evolution Nov.-Dec. 2020 (EB94.2) - Jun.-Jul. 2019 (EB91.5)

SD17 Would you say that you are very optimistic, fairly optimistic, fairly pessimistic or very pessimistic about the future of the EU? (%)

		Total 'Optimistic'		Total 'Pessimistic'	
		EB94.2	Δ^*	EB94.2	Δ^*
EU27		66	+5	31	-3
BE		67	+2	33	-1
BG		61	-1	34	+6
CZ		67	+13	32	-11
DK		78	-1	21	+2
DE		72	+5	25	-3
EE		68	-4	31	+8
IE		89	+4	11	-1
EL		61	+16	39	-12
ES		65	-3	30	+4
FR		52	+2	44	-1
HR		73	+6	25	-6
IT		65	+9	32	-6
CY		58	-7	37	+6
LV		66	-1	33	+4
LT		77	+1	23	+4
LU		68	-1	32	+5
HU		64	-4	34	+6
MT		79	+10	14	-4
NL		72	-1	26	=
AT		59	-7	38	+8
PL		77	+3	19	+1
PT		73	+3	22	=
RO		70	+1	27	=
SI		79	+10	21	-7
SK		64	-6	35	+8
FI		63	-8	37	+12
SE		66	+2	33	-2



























*Evolution Nov.-Dec. 2020 (EB94.2) - Jun.-Jul. 2019 (EB91.5)

SD18a On the whole, are you very satisfied, fairly satisfied, not very satisfied or not at all satisfied with the way democracy works in (OUR COUNTRY)? (%)

		Very satisfied		Fairly satisfied		Not very satisfied		Not at all satisfied		Don't know	
		EB94.2	Δ*	EB94.2	Δ*	EB94.2	Δ*	EB94.2	Δ*	EB94.2	Δ*
EU27		8	-1	49	+2	29	-1	12	=	2	=
BE		4	-2	48	-9	34	+6	14	+5	0	=
BG		6	=	32	-2	33	-3	26	+7	3	-2
CZ		3	-1	45	-17	40	+12	12	+7	0	-1
DK		37	-13	51	+8	9	+3	3	+2	0	=
DE		14	-2	63	+8	18	-5	4	-1	1	=
EE		4	-1	48	-7	36	+6	11	+5	1	-3
IE		19	-4	58	-1	18	+6	5	+1	0	-2
EL		8	+6	29	-1	39	-6	24	+2	0	-1
ES		5	-1	41	+5	41	+1	12	-4	1	-1
FR		5	=	42	-7	34	+5	17	+3	2	-1
HR		5	+3	42	+11	37	-10	15	-4	1	=
IT		5	=	51	+16	31	-6	12	-8	1	-2
CY		8	+1	41	+5	33	-5	17	=	1	-1
LV		5	-1	44	-5	35	+5	16	+4	0	-3
LT		6	+3	48	+8	34	-12	12	+3	0	-2
LU		21	-4	61	+2	16	+6	2	-1	0	-3
HU		5	-4	46	-5	31	+4	18	+6	0	-1
MT		13	+8	45	-9	27	+5	11	=	4	-4
NL		19	-4	63	+3	15	+2	2	-2	1	+1
AT		19	-4	56	+1	20	+1	4	+1	1	+1
PL		3	-3	44	-15	26	+5	24	+15	3	-2
PT		1	=	64	+4	30	-4	3	=	2	=
RO		4	+1	46	+15	33	-12	15	-5	2	+1
SI		5	+2	27	-14	37	-4	31	+18	0	-2
SK		4	-1	39	-4	41	+4	15	+1	1	=
FI		22	+5	55	-9	17	+1	6	+4	0	-1
SE		20	-10	58	+10	16	=	5	-1	1	+1





























*Evolution Nov.-Dec. 2020 (EB94.2) - Oct. 2019 (EB92.2)

SD18a On the whole, are you very satisfied, fairly satisfied, not very satisfied or not at all satisfied with the way democracy works in (OUR COUNTRY)? (%)

		Total 'Satisfied'		Total 'Not satisfied'	
		EB94.2	Δ*	EB94.2	Δ*
EU27		57	+57	41	+41
BE		52	+52	48	+48
BG		38	+38	59	+59
CZ		48	+48	52	+52
DK		88	+88	12	+12
DE		77	+77	22	+22
EE		52	+52	47	+47
IE		77	+77	23	+23
EL		37	+37	63	+63
ES		46	+46	53	+53
FR		47	+47	51	+51
HR		47	+47	52	+52
IT		56	+56	43	+43
CY		49	+49	50	+50
LV		49	+49	51	+51
LT		54	+54	46	+46
LU		82	+82	18	+18
HU		51	+51	49	+49
MT		58	+58	38	+38
NL		82	+82	17	+17
AT		75	+75	24	+24
PL		47	+47	50	+50
PT		65	+65	33	+33
RO		50	+50	48	+48
SI		32	+32	68	+68
SK		43	+43	56	+56
FI		77	+77	23	+23
SE		78	+78	21	+21


























*Evolution Nov.-Dec. 2020 (EB94.2) - Oct. 2019 (EB92.2)

SD18b And how about the way democracy works in the EU? (%)

		Very satisfied		Fairly satisfied		Not very satisfied		Not at all satisfied		Don't know	
		EB94.2	Δ*	EB94.2	Δ*	EB94.2	Δ*	EB94.2	Δ*	EB94.2	Δ*
EU27		4	-1	51	+4	31	=	9	=	5	-3
BE		2	-2	51	-7	36	+7	10	+2	1	=
BG		11	+2	42	-1	27	+7	11	+4	9	-12
CZ		4	+1	58	+7	29	-1	8	-1	1	-6
DK		9	-9	61	+2	21	+8	6	+2	3	-3
DE		4	-2	54	+8	33	-3	6	-1	3	-2
EE		4	=	60	+10	29	+2	7	+3	0	-15
IE		12	-7	68	+10	15	+1	5	+1	0	-5
EL		6	+4	34	+2	41	-2	19	+1	0	-5
ES		4	=	46	+5	35	-3	10	+1	5	-3
FR		2	-1	41	-3	32	=	14	+2	11	+2
HR		6	+2	58	+11	28	-11	5	+1	3	-3
IT		4	=	51	+11	32	-2	10	-4	3	-5
CY		6	=	51	+11	27	-6	9	-4	7	-1
LV		7	+2	60	=	26	+5	5	+2	2	-9
LT		6	+2	61	+7	26	+2	7	+4	0	-15
LU		4	-3	59	+3	32	+6	5	-1	0	-5
HU		6	-3	56	+1	30	+7	6	-1	2	-4
MT		6	+2	60	+6	19	-2	4	=	11	-6
NL		2	-1	49	-4	39	+5	7	+2	3	-2
AT		10	-3	47	+5	30	+3	9	-5	4	=
PL		9	+3	62	-5	19	+3	4	+2	6	-3
PT		1	=	73	+11	16	-9	2	+1	8	-3
RO		6	+1	54	+4	28	-1	8	=	4	-4
SI		4	+2	57	+13	34	-4	5	-5	0	-6
SK		3	-1	44	-2	35	+1	13	+6	5	-4
FI		2	=	48	-7	38	+6	11	+5	1	-4
SE		3	-2	56	+2	31	+4	7	+2	3	-6

*Evolution Nov.-Dec. 2020 (EB94.2) - Oct. 2019 (EB92.2)

SD18b And how about the way democracy works in the EU? (%)

		Total 'Satisfied'		Total 'Not satisfied'	
		EB94.2	Δ^*	EB94.2	Δ^*
EU27		55	+3	40	=
BE		53	-9	46	+9
BG		53	+1	38	+11
CZ		62	+8	37	-2
DK		70	-7	27	+10
DE		58	+6	39	-4
EE		64	+10	36	+5
IE		80	+3	20	+2
EL		40	+6	60	-1
ES		50	+5	45	-2
FR		43	-4	46	+2
HR		64	+13	33	-10
IT		55	+11	42	-6
CY		57	+11	36	-10
LV		67	+2	31	+7
LT		67	+9	33	+6
LU		63	=	37	+5
HU		62	-2	36	+6
MT		66	+8	23	-2
NL		51	-5	46	+7
AT		57	+2	39	-2
PL		71	-2	23	+5
PT		74	+11	18	-8
RO		60	+5	36	-1
SI		61	+15	39	-9
SK		47	-3	48	+7
FI		50	-7	49	+11
SE		59	=	38	+6





























*Evolution Nov.-Dec. 2020 (EB94.2) - Oct. 2019 (EB92.2)

SD19 Over the last year, would you say that this image you have of the EU improved, got worse or stayed about the same? (%)

		Improved	Got worse	Stayed about the same	Don't know
EU27		16	24	59	1
BE		16	30	54	0
BG		18	18	63	1
CZ		9	22	69	0
DK		15	15	70	0
DE		13	26	61	0
EE		8	22	70	0
IE		35	11	54	0
EL		16	40	44	0
ES		11	18	70	1
FR		6	34	59	1
HR		19	16	65	0
IT		22	24	53	1
CY		15	20	65	0
LV		9	18	73	0
LT		17	17	66	0
LU		13	37	50	0
HU		24	16	59	1
MT		20	17	61	2
NL		15	23	62	0
AT		14	29	57	0
PL		27	20	53	0
PT		34	4	62	0
RO		23	27	49	1
SI		12	22	66	0
SK		9	21	70	0
FI		6	32	62	0
SE		9	20	71	0

SD19a.1 Please tell me to what extent you agree or disagree with each of the following statements.





























My voice counts in the EU (%)

		Total 'Agree'		Total 'Disagree'		Don't know	
		EB94.2	Δ^*	EB94.2	Δ^*	EB94.2	Δ^*
EU27		45	-4	50	+4	5	=
BE		44	-13	56	+15	0	-2
BG		37	-7	51	+8	12	-1
CZ		24	-6	76	+13	0	-7
DK		66	-12	32	+13	2	-1
DE		62	-6	35	+6	3	=
EE		19	-3	81	+11	0	-8
IE		56	-4	44	+9	0	-5
EL		26	+1	74	+2	0	-3
ES		34	-7	61	+7	5	=
FR		40	-7	51	+3	9	+4
HR		56	-5	41	+7	3	-2
IT		27	-1	67	+1	6	=
CY		26	+3	70	-1	4	-2
LV		23	-2	76	8	1	-6
LT		37	+4	63	+8	0	-12
LU		50	-7	50	+14	0	-7
HU		41	-8	55	+6	4	+2
MT		45	-2	46	+2	9	=
NL		64	-4	33	+3	3	+1
AT		56	-9	42	10	2	-1
PL		56	-9	35	+6	9	+3
PT		49	+6	45	-6	6	=
RO		45	-2	52	+5	3	-3
SI		27	-18	73	+21	0	-3
SK		47	-6	48	+9	5	-3
FI		45	-17	55	+19	0	-2
SE		64	-12	35	+13	1	-1

*Evolution Nov.-Dec. 2020 (EB94.2) - Oct. 2019 (EB92.2)

SD19a.2 Please tell me to what extent you agree or disagree with each of the following statements.





























My voice counts in (OUR COUNTRY) (%)

		Total 'Agree'		Total 'Disagree'		Don't know	
		EB94.2	Δ^*	EB94.2	Δ^*	EB94.2	Δ^*
EU27		58	-1	39	+2	3	-1
BE		50	-15	50	+16	0	-1
BG		45	-4	47	+5	8	-1
CZ		48	-8	52	+12	0	-4
DK		91	-1	8	+2	1	-1
DE		81	+4	17	-3	2	-1
EE		36	-8	64	+13	0	-5
IE		66	-1	34	+5	0	-4
EL		35	+2	65	=	0	-2
ES		41	-5	56	+6	3	-1
FR		60	-4	35	+3	5	+1
HR		74	=	25	+1	1	-1
IT		38	+3	57	-3	5	=
CY		28	=	70	+3	2	-3
LV		32	-7	67	+9	1	-2
LT		40	+5	60	=	0	-5
LU		67	+6	33	+2	0	-8
HU		46	-4	51	+3	3	+1
MT		56	+6	37	-2	7	-4
NL		88	+5	10	-5	2	=
AT		78	-1	21	+2	1	-1
PL		58	-14	36	12	6	+2
PT		56	-1	39	+1	5	=
RO		41	-3	56	+4	3	-1
SI		43	-9	57	+12	0	-3
SK		62	-5	34	+6	4	-1
FI		77	-8	23	+10	0	-2
SE		89	-2	11	+3	0	-1

*Evolution Nov.-Dec. 2020 (EB94.2) - Oct. 2019 (EB92.2)

SD19a.3 Please tell me to what extent you agree or disagree with each of the following statements.

(OUR COUNTRY)'s voice counts in the EU (%)

		Total 'Agree'		Total 'Disagree'		Don't know	
		EB94.2	Δ^*	EB94.2	Δ^*	EB94.2	Δ^*
EU27		62	+2	34	=	4	-2
BE		74	+6	26	-4	0	-2
BG		44	-2	44	+5	12	-3
CZ		40	+1	60	+6	0	-7
DK		81	-5	17	+6	2	-1
DE		89	+4	10	-1	1	-3
EE		49	-5	51	+13	0	-8
IE		81	+6	19	-1	0	-5
EL		33	+5	67	-1	0	-4
ES		53	-1	41	+2	6	-1
FR		74	-1	20	+1	6	=
HR		65	-1	31	+2	4	-1
IT		35	+4	61	-2	4	-2
CY		41	+9	53	-9	6	=
LV		41	-2	58	+7	1	-5
LT		55	-7	45	+15	0	-8
LU		75	+3	25	+5	0	-8
HU		54	-1	42	+1	4	=
MT		71	+10	27	-1	2	-9
NL		85	+8	13	-8	2	=
AT		67	=	31	+2	2	-2
PL		70	+3	29	+3	1	-6
PT		78	+6	15	-4	7	-2
RO		70	+20	25	-19	5	-1
SI		39	-8	61	+12	0	-4
SK		51	-5	44	+8	5	-3
FI		57	-14	43	+16	0	-2
SE		79	-7	21	+8	0	-1

*Evolution Nov.-Dec. 2020 (EB94.2) - Oct. 2019 (EB92.2)

SD20.1 In one year's time, do you think that each of the following will be better, worse, or the same as today?

Your living conditions (%)

		Better	Worse	The same	Don't know
EU27		21	24	52	3
BE		26	24	50	0
BG		15	35	40	10
CZ		22	20	58	0
DK		27	7	65	1
DE		22	16	61	1
EE		30	15	55	0
IE		30	14	56	0
EL		25	40	35	0
ES		21	21	55	3
FR		18	27	51	4
HR		23	30	45	2
IT		19	33	45	3
CY		17	35	47	1
LV		21	27	52	0
LT		26	27	47	0
LU		24	21	55	0
HU		22	20	56	2
MT		26	11	56	7
NL		18	7	75	0
AT		27	30	40	3
PL		16	30	48	6
PT		20	29	43	8
RO		27	36	35	2
SI		21	35	44	0
SK		14	43	41	2
FI		22	17	61	0
SE		30	11	59	0

SD20.2 In one year's time, do you think that each of the following will be better, worse, or the same as today?

The situation of the (NATIONALITY) economy

		Better	Worse	The same	Don't know
EU27		21	53	23	3
BE		26	60	14	0
BG		13	55	22	10
CZ		15	67	18	0
DK		28	40	31	1
DE		26	50	22	2
EE		34	39	27	0
IE		39	43	18	0
EL		25	56	19	0
ES		22	54	22	2
FR		10	67	19	4
HR		15	54	30	1
IT		25	46	26	3
CY		16	58	24	2
LV		11	68	20	1
LT		22	54	24	0
LU		28	47	25	0
HU		19	31	46	4
MT		42	21	25	12
NL		28	52	19	1
AT		29	48	20	3
PL		15	52	27	6
PT		19	47	26	8
RO		24	46	26	4
SI		19	65	16	0
SK		12	61	25	2
FI		24	48	28	0
SE		27	44	28	1

PARLEMETER 2020 - COMPLETE SURVEY RESULTS

The Parlemeter 2020 was conducted as Eurobarometer survey 94.2 between 20 November and 21 December 2020 among 27.213 citizens from all 27 EU Member States by

KANTAR

The Parlemeter 2020 examines European citizens' views on their life during the pandemic and their personal outlook for the coming year. This report gives insight into citizens' views on the role and priorities of the European Parliament as well as on the image of the European Union and their perception of the EU membership benefits.

The interviews for this Eurobarometer were conducted face to face in most of the countries. Due to Covid-19 restrictions in force during fieldwork, face-to-face interviews were complemented in Denmark, Germany, Latvia, Malta, Slovakia and Sweden with online interviews. For the same reason, in a number of countries (Belgium, Czechia, Estonia, Finland, Greece, Ireland, Lithuania, Luxembourg and Slovenia) all interviews had to be conducted online.

**A publication of the
Public Opinion Monitoring Unit
Directorate-General for Communication
European Parliament**

PE 689.220

ISBN: 978-92-846-7787-0

DOI: 10.2861/887177

Catalogue Number: QA-02-21-150-EN-N