

# COVID-19 ONLINE SURVEY Wave 2

24.798 interviews  
11 - 29/06/2020

1.050 interviews

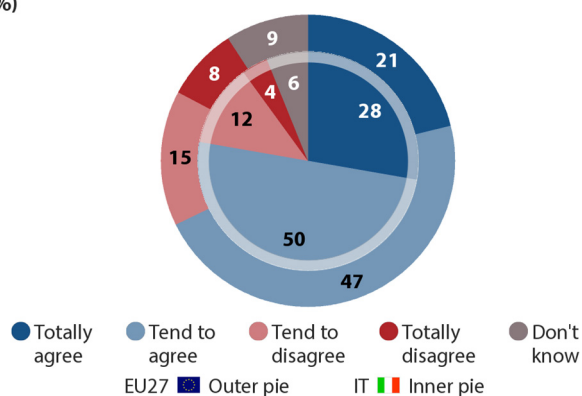
ITALY

NATIONAL FACTSHEET

Method: online

## I. EU BUDGET AND COMPETENCES

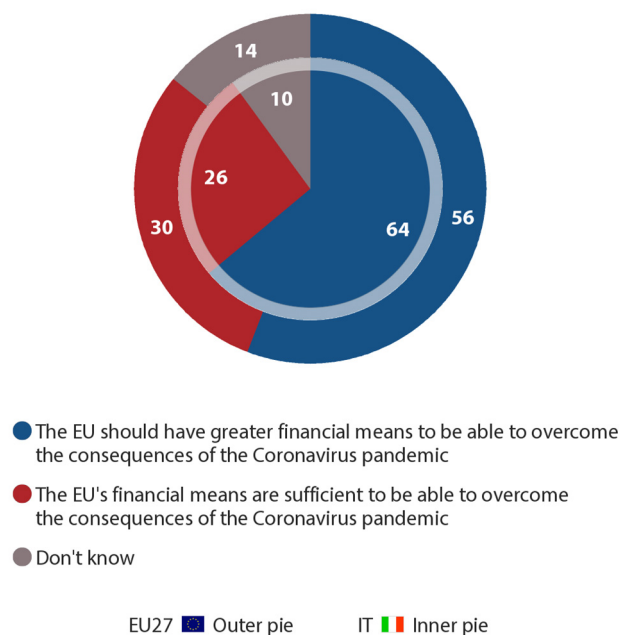
**Q7** To what extent do you agree with the following statement: the EU should have more competences to deal with crises such as the Coronavirus pandemic? (%)



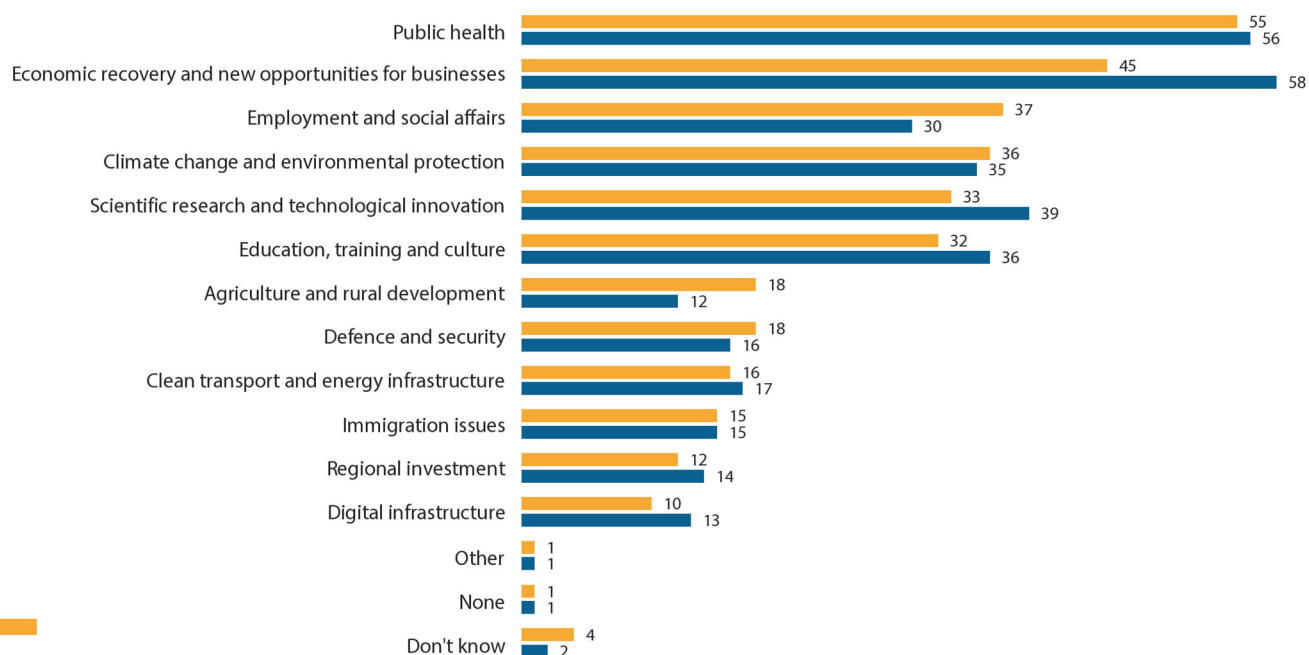
	EU27		IT	
	Wave 2	Δ*	Wave 2	Δ*
Totally agree	21	- 2	28	- 3
Tend to agree	47	+ 1	50	+ 4
Tend to disagree	15	+ 1	12	+ 1
Totally disagree	8	=	4	- 3
Don't know	9	=	6	+ 1

\*Evolution 04-05/2020 (Wave 1) - 06/2020 (Wave 2)

**Q9** Which of the following statement is closest to your opinion? (%)



**Q10** Given the current context, on which of the following would you like the EU budget to be spent? (MAX. 4 ANSWERS)



Wave 1 was conducted among 21 Member States (Malta, Cyprus, Luxembourg, Latvia, Lithuania and Estonia were not covered)  
Wave 2 was conducted among all 27 Member States

# COVID-19 ONLINE SURVEY Wave 2

24.798 interviews  
11 - 29/06/2020

1.050 interviews

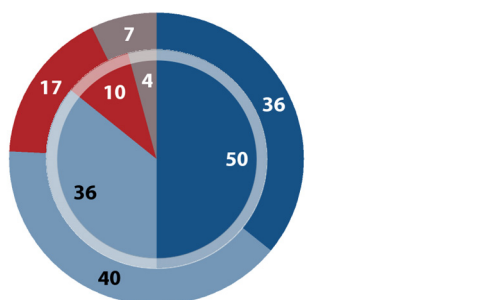
ITALY

NATIONAL FACTSHEET

Method: online

## II. SATISFACTION WITH EU MEASURES

**Q5** Have you already heard, seen or read about measures or actions initiated by the EU to respond to the Coronavirus pandemic? (%)

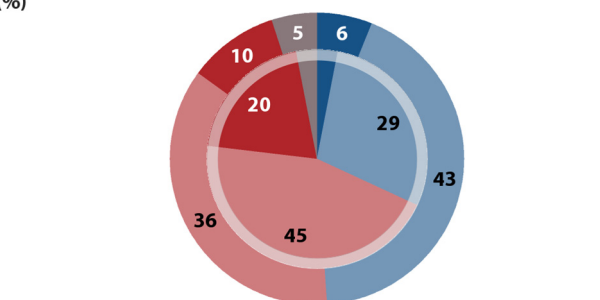


EU27 Outer pie IT Inner pie

	EU27		IT	
	Wave 2	Δ*	Wave 2	Δ*
Yes, and you know what these measures or actions are	36	+ 3	50	+ 7
Yes, but you don't know what they are	40	- 1	36	- 8
No	17	- 3	10	=
Don't know	7	+ 1	4	+ 1

\*Evolution 04-05/2020 (Wave 1) - 06/2020 (Wave 2)

**Q6** How satisfied or not are you with the measures the EU has taken so far against the coronavirus pandemic? (%)



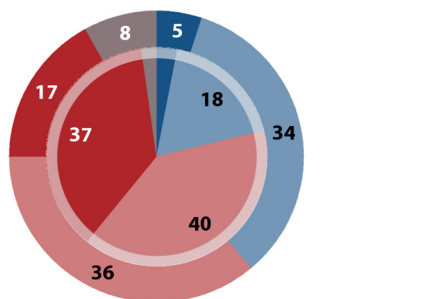
EU27 Outer pie IT Inner pie

	EU27		IT	
	Wave 2	Δ*	Wave 2	Δ*
Very satisfied	6	+ 1	3	- 1
Fairly satisfied	43	+ 6	29	+ 10
Not very satisfied	36	- 2	45	+ 1
Not at all satisfied	10	- 4	20	- 10
Don't know	5	- 1	3	=

\*Evolution 04-05/2020 (Wave 1) - 06/2020 (Wave 2)

## III. SOLIDARITY BETWEEN MEMBER STATES AND FINANCIAL CONSEQUENCES OF COVID-19 PANDEMIC

**Q4** How satisfied or not are you with the solidarity between EU Member States in fighting the Coronavirus pandemic? (%)

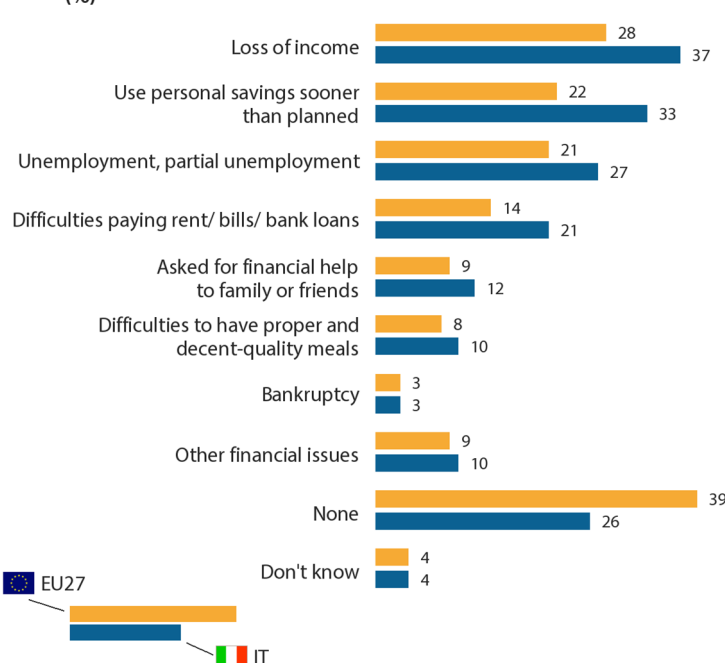


EU27 Outer pie IT Inner pie

	EU27		IT	
	Wave 2	Δ*	Wave 2	Δ*
Very satisfied	5	=	3	+ 1
Fairly satisfied	34	+ 5	18	+ 4
Not very satisfied	36	+ 1	40	+ 6
Not at all satisfied	17	- 5	37	- 10
Don't know	8	- 1	2	- 1

\*Evolution 04-05/2020 (Wave 1) - 06/2020 (Wave 2)

**Q14** Have you experienced any of the following, since the start of the coronavirus pandemic in (OUR COUNTRY)? (MULTIPLE ANSWERS POSSIBLE) (%)



Wave 1 was conducted among 21 Member States (Malta, Cyprus, Luxembourg, Latvia, Lithuania and Estonia were not covered)  
Wave 2 was conducted among all 27 Member States