

# PUBLIC OPINION

*on the war in Ukraine*

22 APRIL 2022



In its 7<sup>th</sup> edition, DG COMM's Public Opinion Monitoring Unit briefing on public opinion with regard to the war in Ukraine focusses on surveys published between 8 and 21 April 2022. The key findings presented below are based on one multi-country survey as well as on national surveys conducted in Bulgaria, Czechia, Estonia, Finland, France, Germany, Greece, Ireland, Italy, Latvia, Lithuania, Poland, Slovakia, Spain and Sweden. One additional poll from Ukraine is included at the end of the briefing.

- **Accepting Ukrainian refugees:** Almost two months after the Russian invasion of Ukraine, support for accepting Ukrainian refugees remains high. Support is especially high in Poland (84%), the country that has taken in the largest number of Ukrainian refugees so far. It is highest in Sweden (89%), the Netherlands (86%), and Spain (85%), see [source](#). Another survey conducted in Poland shows 80% of respondents believing that ordinary Polish citizens are doing the most to help Ukrainians. 84% think all refugees should be treated equally, while 13% believe refugees with Ukrainian passports should be treated better than refugees with other passports.
- **Economic sanctions:** After several rounds of increasing economic sanctions, a majority support is still found in all EU countries – excluding Hungary (32%) – to implement additional economic sanctions on Russia. Highest support is found in the Netherlands (72%), Poland (70%) and Sweden (69%), see [source](#).
- **Ukraine should join EU and NATO as soon as possible, Poles say:** Up to 95% of Poles think that Ukraine should join the EU and NATO, with 45% believing accession to both should happen as soon as possible, see [source](#)
- **Support for NATO increases:** 62% of Slovaks perceive NATO as a guarantor of independence and territorial integrity. 61% support the deployment of NATO troops at the eastern border (in 2019, they were only 54 % thinking so), see [here](#); In Sweden, a growing majority of 57% is now in favour of joining NATO, up from 51% in March, see more [here](#). 78% of Czechs, the largest proportion since 1994, now agree with its NATO membership, see [source](#). Lastly, in Finland NATO support stabilizes at 60%, see more [here](#).
- **Economic concerns are rising:** 77% of Romanians fear a possible economic crisis this year, and expect inflation to be the biggest problem of their country, see [here](#). Further, 89% of Slovak respondents worry most about the rising of energy prices and inflation (86% in end March), see [source](#). 92% of French people are worried about the economic consequences of war in Ukraine, with 42% very worried, see [source](#).
- **Strong disbelief of the Russian narrative and fall of the support for Putin:** 84% of Poles do not believe the Russian narrative saying Putin's regime is conducting war to fight Nazis in Ukraine, see [here](#); In a Slovak survey, 66% of respondents think that the conflict in Ukraine is unprovoked, the support for the Russian President decreased from 55% in March 2021 to 28%, [source](#); In Lithuania, the Russian narrative also does not work: 79% of respondents prefer to follow Ukraine's information about the war, and only 2% follow exclusively Russia's position, [Source](#). In Estonia the share of people who trust Russian media as a whole – be it online news portals or TV channels – has fallen from 40% to 30% among Russian speaking respondents.

- **The emotional impact of the war:** The war has had an emotional impact on 67 % of Lithuanians. Around half of them said they felt anger, discouragement and anxiety. Fear was reported by 35% of respondents, followed by frustration and disappointment by 32 %, see [source](#);
- **Support for national governments:** In Greece, a shift in public opinion is seen with regard to the government's handling of the Ukraine war. 74% of respondents are dissatisfied, with 23% of respondents being satisfied. In March, 68% were unsatisfied while 29% said they were satisfied, see [source](#). Romanians do not believe that the current political leaders are well prepared to handle the crisis: only 14% believe that Prime Minister Nicolae Ciucă is prepared, and 38% believe that no one is prepared to deal with a crisis, see [here](#). The same yields for Bulgarians: 46% of Bulgarians respondents are pessimistic in their expectations that the government will manage the crisis, see [source](#).

DG Communication's Public Opinion Monitoring Unit informs about relevant public opinion insights and analysis focussing on multi-country surveys as well as on survey conducted in individual Member States.

We welcome all comments and input to our work.

If you want to know more about what the Public Opinion Monitoring Unit can do for you in this time of crisis, please contact:

**Philipp M. Schulmeister**, Head of Public Opinion Monitoring Unit  
[philipp.schulmeister@ep.europa.eu](mailto:philipp.schulmeister@ep.europa.eu) or [dgcomm-pom@europarl.europa.eu](mailto:dgcomm-pom@europarl.europa.eu)

## MULTI-COUNTRY SURVEYS



### Global public opinion about the war in Ukraine

Ipsos | 19 April 2022 | [source](#)

Fieldwork: 25/03-3/04/2022, sample 19,000 online adults under the age of 75 across 27 countries

Globally, three-quarters (74%) agree their country should take in Ukrainian refugees, but six in ten (61%) say their country cannot afford financial support to Ukraine. Most citizens surveyed agree that their country should take in Ukrainian refugees from the current conflict. Agreement is especially high in Poland (84%), the country that has taken in the largest number of Ukrainian refugees so far. It is highest in Sweden (89%), the Netherlands (86%), and Spain (85%).

Support for putting in place additional sanctions against Russia averages at 48% globally. Again, majority support is found in all EU countries surveyed – excluding Hungary (32%) –, as well as in Canada, the U.S., Australia, Japan, and South Korea. Elsewhere, it ranges from 23% (in Turkey) to 40% in South Africa and India. Opinions on whether to seize the assets of Russian oligarchs affiliated with Russian President Vladimir Putin show a nearly identical pattern with majority support in the same countries as for additional sanctions against Russia.

On average across 27 countries:		Highest in:	
 70%	Follow news about the Russian invasion of Ukraine closely	Japan	 89%
 61%	Say the war in Ukraine poses a <b>significant risk to their country</b>	Japan	 87%
 74%	Say their country should <b>take in Ukrainian refugees</b> from the current conflict	Sweden	 89%
 72%	Say their country should <b>avoid getting involved militarily</b> in the conflict	Hungary	 90%
 48%	Support their country placing <b>additional economic sanctions</b> against Russia	Great Britain	 75%
 36%	Support their country <b>providing weapons to the Ukrainian military</b>	Netherlands	 65%

## BULGARIA

### Bulgarians reject Russia as model state

Alpha Research | 19 April 2022 | [source](#)

Fieldwork: 08-14/04/2022

Only a quarter of Bulgarians trust Russian President Vladimir Putin as support for him has continued to decline since the start of the war, a survey by Alpha Research has found. A year ago, his positive rating was 55%. Now 61% of Bulgarians distrust the Russian president.

The Russian invasion of Ukraine has intensified polarization in Bulgarian society. Many people who continue to like Russia express a negative attitude towards President Putin, which is a novelty for public attitudes.

The survey also pointed out that 63% of Bulgarians believe their country's place is in alliance with EU and NATO countries, compared to just 15% saying it should be with Russia and its allies. Results show that society is going through a period of transformation.

The war in Ukraine continues to be a significant focus of Bulgarian society. About 46% of people follow the news of the conflict regularly. Disapproval of the Bulgarian government has however increased from 23% to 48%.

Sociologists have also noted the mobilization of the radical vote over the war, with the pro-Russian anti-vax *Vazrazhdane* party being backed by 9.7% of voters, ranking it fourth.

Lastly the poll also asked about the confidence of Bulgarians in their government, 46 % of Bulgarians are pessimistic in their expectations that the cabinet will manage the crisis.

## CZECHIA

### **Czech support for NATO highest since 1994**

STEM Poll | 20 April 2022 | [Source](#)

Fieldwork: 24/03-06/04/2022

Some 78% of the Czech Republic's population, the largest proportion since 1994, now agree with its NATO membership, according to a recent poll conducted by polling institute STEM. Support for NATO has increased to 78% from 68% in September 2020. The proportion of those who completely support the membership soared from roughly 30% in recent years to the current 47%. Similarly, the support to staying in the EU rose from 46% to 54%.

One-third of Czechs have no trust in the Russian narrative of the situation. Some 6% trust the Russian interpretation that this is a provocation on the part of NATO and that Ukraine is an artificially created state. Some 4% of Czechs wish for a road to the East for the future.

## ESTONIA

### **Survey: More than half of male citizens would defend Estonia if country were attacked**

Norstat | April 14 2022 | [source](#)

Fieldwork: 5-9 April 2022

According to this Norstat survey, 61% of men with Estonian citizenship would be ready to take up arms and 20% would not be prepared to do so were Estonia attacked. Of all ethnic Estonian respondents, 47% would be ready to take up arms, versus 32% of respondents of other ethnic backgrounds. 61% of men and 30% of women would be ready to take up arms. The ratios were 65%

for ethnic Estonian men and 31% for ethnic Estonian women, 37% for non-Estonian men and 29% for non-Estonian women.

On the question "Do you think there is an imminent military threat to Estonia?", 33% answered "Yes, definitely" or "Yes, rather," 55% "No, rather not" or "No, definitely not," and 12% "Don't know". Among respondents of Estonian ethnicity, 35% fear an imminent military threat, compared with 24% of respondents of other ethnic backgrounds.

In a poll conducted at the beginning of March, 27% of citizens said they believe that Estonia is threatened by an immediate military threat and 64% that they did not think so. Thus, the share of citizens who perceive a military threat to Estonia has increased by six percentage points.

### **Half of the Households donate money to Ukraine**

ERR NEWS | 14 April 2022 | [Source](#)

Fieldwork: 30/03-06/04/2022 - online – sample 1000

More than half of households in Estonia have donated money to Ukrainian causes since the war started on February 24, a new survey from polling company Norstat shows. A recent study shows 51% of families have given money to charities or causes supporting Ukraine. Additionally, a third have helped provide refugees with essential items. 74% of high earners, defined as those earning over EUR 2,000, have made donations. The most active regions were Southern and Western Estonia where 58% of households supported causes.

Looking at Russian households, 18% have made financial donations to Ukraine and 22% have given essential supplies to refugees. The results also show 31% of Russian households and 21% of Estonian households have had direct contact with war refugees.

### **Survey: Kremlin channels lose significance with Russian-speakers in Estonia**

Turu-uuringute AS | 12/04/2022 | [Source](#)

Fieldwork: 25-29/03/2022

The survey, commissioned by the government office and conducted by Turu-uuringute AS, found that while at the end of February, 37% of Estonian inhabitants of "other nationalities", meaning in practice Russian-speaking people, mentioned the main Kremlin-controlled TV channels among their top three most important sources of information, in mid-March this percentage had fallen to 32%, and dwindled to just 19% at the end of that month.

At the same time, credence can be given to the assumption that Kremlin propaganda channels are in any case less significant, given that the percentage of respondents who found these channels reliable has also fallen – from 36% among respondents of "other nationalities" at the end of February, to 25 % a month later.

The share of people who trust Russian media as a whole – be it online news portals or TV channels – has also fallen, from 40% to 30%, over the same timeframe and among the same demographic.

## FINLAND

### Poll: Support for NATO membership has stabilized for 60%

HS | 13 April 2022 | [source](#)

Almost 59% of Finns support Finland's accession to NATO, according to a poll by Helsingin Sanomat. 17% oppose membership. Less than a quarter have not yet formed their position. NATO support in a recent survey is slightly lower than in a survey published two weeks ago. At the time, 61% of respondents were in favour of NATO membership and 16% were opposed. There are more than a thousand respondents and the margin of error of the results at the level of the entire data is about 3.0% points in their direction.

## FRANCE

### 2022 Presidential election: understanding the vote

Ipsos | 13 April 2022 | [source](#)

Fieldwork: 6-9/04/2022

Just before the first round of the presidential election, 15% of French voters said that the war in Ukraine was one of the top three issues influencing their vote. This implies a downward trend in the importance attached to this issue in a previous survey of 21 - 24 March, 23% said the war was one of the top three issues influencing their vote.

There exists however a difference between the voters of Macron and the voters of Le Pen. Among supporters of Macron, the war in Ukraine is the 2<sup>nd</sup> most important issue influencing their vote, with 31% selecting this issue among the top three issues influencing their vote. Among those supporting Le Pen, the war in Ukraine is the 10<sup>th</sup> most important issue influencing their vote (8%). An overview of all topics can be found in the following table:

« Parmi les enjeux suivants, quels sont les trois qui compteront le plus dans votre choix de vote au premier tour de l'élection présidentielle ? »  
(Base : Aux votants, exprimés) – Total supérieur à 100 car trois réponses possibles

EN %	ENSEMBLE	SELON LE VOTE					
		Jean-Luc Mélenchon	Yannick Jadot	Emmanuel Macron	Valérie Pécresse	Marine Le Pen	Eric Zemmour
Le pouvoir d'achat	58	63	46	54	54	69	41
L'immigration	27	4	3	11	36	55	72
Le système de santé	26	33	24	29	27	17	17
L'environnement	26	44	84	29	12	10	4
Les retraites	25	22	17	25	30	32	13
La délinquance	20	4	3	10	24	34	55
Les inégalités sociales	20	51	29	11	8	12	4
La guerre en Ukraine	15	6	25	31	14	8	4
Les déficits publics et la dette	12	5	9	17	28	6	13
La défense de la République et de la laïcité	12	7	4	15	16	9	22
Le système scolaire	11	16	13	11	6	5	11
Le terrorisme	9	2	2	7	12	14	21
L'épidémie de Covid-19	7	6	10	11	8	5	2
Le chômage	6	7	7	8	4	7	3
L'organisation de la vie politique et le fonctionnement de la démocratie	6	8	3	5	5	5	7
Les discriminations	6	13	5	6	2	3	-
Les questions européennes	5	2	7	13	2	1	3
La répartition des compétences entre l'Etat et les territoires	3	2	2	3	5	2	4

## Electoral Survey 2022

Ipsos | 5 April 2022 | [source](#)

Fieldwork: 2-4/04/2022

The 92% of French people are worried about the economic consequences of war in Ukraine, while 42% are very worried about this.

Concern about the conflict extending beyond Ukraine remains high (74%), though has decreased 7 points) since the start of the Russian invasion on 24 February.

53% of French respondents support stronger sanctions against Russia, while 34% of the French respondents want to maintain sanctions at their current level. High support for sanctions across political affiliations.

Question : « Quand vous pensez aux sanctions décidées par la France et l'Europe contre la Russie, diriez-vous qu'il faut... ? »  
(Base : Ensemble de l'échantillon)



## GERMANY

### Almost two-thirds of Germans do not consider Olaf Scholz to be a strong leader

Civey | 19 April 2022 | [Source](#)

Fieldwork: 17-19/04/2022

According to the survey, 65% of Germans said they would not describe German chancellor Olaf Scholz as a strong leader. Only 25% would describe the chancellor in this way. The responses vary, however, depending on party preference. Scholz continues to receive backing from supporters of his own party. 65% of those with an SPD preference would continue to describe the chancellor as a strong leader.

### War in Ukraine: For 38 %, the German government is doing too little for Ukraine

Forsa | 19 April 2022 | [Source](#)

Fieldwork: 13-14/04/2022

38% of the German citizens surveyed have the impression that the German government is doing too little overall to support Ukraine. 34% think the level of support is just right. 16% think the

German government is doing too much to support Ukraine. Now that Germany has already provided Ukraine with 1,000 anti-tank weapons and 500 surface-to-air missiles from Bundeswehr stocks, there is discussion about supplying Ukraine with offensive weapons and heavy equipment as well. 51% of German citizens continue to believe that this is the right thing to do, while 37% oppose the delivery of offensive weapons and heavy equipment to Ukraine.

German citizens' fear that the war in Ukraine could escalate into a war between Russia and NATO and lead to a "third world war" has risen again somewhat since the beginning of April: 49% (+8 percentage points) currently fear an escalation of the war, while 43% do not. 41% of Germans believe that Germany should do without Russian natural gas completely, even if this leads to bottlenecks and a significant increase in the cost of gas supplies in Germany. On the other hand, more Germans (49%) believe that Germany should not completely do without Russian natural gas.

## GREECE

### **Three quarters of Greek respondents disapprove of government's handling of Ukraine crisis**

Public Issue | 20 April | [source](#)

Fieldwork: April 2022

According to the poll, when asked how satisfied with the government's stance on the Ukraine issue, 74% of respondents said they were dissatisfied, while 23% of respondents said satisfied. In comparison, in March, 68% of people said they were unsatisfied while 29% said they were satisfied, marking a significant shift in opinion in only a matter of weeks.

When asked what Greece's position in the Ukraine War should be, 20% said with Ukraine, 4% said with Russia and 71% said neutral. In comparison, in the same poll conducted in March, 26% said Greece should side with Ukraine, 3% said with Russia and 65% said neutral – once again demonstrating that in a matter of weeks even more Greeks are moving towards neutrality.

When asked if they were impressed with Zelensky's speech in parliament, 50% of respondents said, "very bad", 15% said "bad", 16% said "neutral", 7% said "good" and 4% said "very good."

## HUNGARY

### **Majority of Hungarians would choose renewable energy and energy efficiency instead of Russian energy dependence**

Policy Solutions | 20 April 2022 | [source](#)

Fieldwork: 21-27/03/2022

Support for renewable energy sources has been overwhelming, with four-fifths (80%) of respondents pledging to play an important role in the country's energy mix. Other options were natural gas (41%), nuclear energy (36%), oil (20%) and coal (12%), but none of these energy sources gained a majority.

In addition to the question on energy sources, respondents had to form an opinion on four statements. On this basis, the majority of Hungarians agree that:

- Hungary should not depend on other countries for its energy needs, but we must produce the energy we need at home.
- reduce Hungary's dependence on Russian gas.
- the government should primarily support renewable energy sources in energy developments; and
- the state should actively support investments in energy efficiency and savings.

## IRELAND

### **Two thirds of voters support keeping Ireland's neutrality in new poll**

The Irish Times/Ipsos | 16 April 2022 | [source](#)

Fieldwork: 11-12/04/2022

With political leaders and even President Michael D Higgins saying there should be a debate about neutrality in the wake of the Russian invasion of Ukraine, an Irish Times/Ipsos poll has found that only 24% are in favor of change.

While 70% of those surveyed back tougher sanctions against Russia, that support does not extend to helping Ukraine with military aid. Just 35% of respondents agreed with the statement: "Ireland should send military aid to Ukraine, even if this affects our neutrality", while 55% disagreed.

A similar majority are opposed to the Republic's involvement in greater EU military cooperation: "Just a third of voters said they wanted to see Ireland "play a greater military role to defend the EU".

## ITALY

### **The war in Ukraine**

Ipsos | 8 April 2022 | [source](#)

Fieldwork: 5-7/04/2022

General concern in Italy about the war remains high (85%, unchanged since mid-March). 49% of Italians find that there is no justification or pretext for the Russian invasion of Ukraine, versus 23% who find that NATO threatens Russia but that this is no justification for invasion, and 7% who find that the threat from NATO justifies the Russian invasion.

When asked which side they support, 56% support Ukraine, 6% support Russia while 38% are undecided. Further, 52% of Italian respondents agree that the economic sanctions imposed on Russia should be maintained, even in the face of rising prices; versus 31% who disagree and 17% who don't know. Less than a third of Italians (31%) consider information in Italy about the war in Ukraine to be neutral and objective; 34% think its unbalanced and in favour of Ukraine.

### **Information and conflict**

Demos&Pi e Demetra | 19 April 2022 | [Source](#)

Fieldwork: 11-12/04/2022

A majority of Italians declare to be very informed (12%) and quite informed (57%) about the Ukraine's conflict. Nearly six in ten believe that the information offered by the Italian TV is quite good (percentage covering all scores above 6 on a scale from 1 to 10). 53% share this opinion regarding the Italian newspapers. Only 39% believe that this is the case for the talk shows. Yet 46% of Italians declare that most of the Italian information about the conflict is distorted or manipulated.

### **Russian-Ukrainian conflict**

Euromedia Research | 14 April 2022 | [Source](#)

Fieldwork: 14/04/2022

60% of Italian citizens support Ukrainian reasons for the conflict. In addition, six in ten agree with the recent resolution adopted by the European Parliament on the full embargo of imports from Russia for oil, coal, nuclear power and gas.

Indeed, a majority of people (65%) in Italy would be ready to reduce the heating or the use of the conditioner to halt the dependency from the Russian gas. On the contrary sending weapons to Ukraine is not seen favourably by most of them (46% are against while 40% are in favour).

### **Italians' economic concerns after 50 days of conflict**

Demopolis - Istituto di Ricerche | 12 April 2022 | [Source](#)

Fieldwork: 11-12/04/2022

81% of Italian citizens mention the increase of costs of gas and energy as their main concern, the cost of gasoline is at the second place with 70% of citations, followed by the increase of prices of food and necessities (67%) and the mounting of inflation and consequent reduction of purchasing power of families (56%).

Regarding the import of gas, 40% of Italians are satisfied with the measures adopted by the Italian government to diversify the offer and to reduce the dependency from Russia and they consider this action as needed and appropriate. 48% see the measures as useful yet insufficient in the short term. At the moment a large majority of citizens are still in favour of keeping the import of gas from Russia until alternative solutions are adopted (66%).

### **Emg Different Observatory**

Emg Different | 14 April 2022 | [Source](#)

Fieldwork: 11-12/04/2022

88% of Italians are worried about the last developments of the conflict. A large majority believes that Italy should look for a diplomatic agreement with Russia (58%), while 32% would be in favour of contrasting Russia with all means (sanctions, weapons...). 53% of respondents are against the increase of military spending in Italy.

### **Italians and political context**

Ipsos Srl | 12 April 2022 | [Source](#)

Fieldwork: 11/04/2022

Thinking of the Ukrainian conflict 43% of Italians say that they fear that their country will be involved in the war while 48% are worried of possible economic consequences for their family.

## LATVIA

### **Survey: 66% of Latvia's population supports sanctions against Russia**

SKDS | 14 April 2022 | [source](#)

Fieldwork: 17-21 March 2022

In Latvia, 66% of the population generally supports economic sanctions against Russia. 52% of respondents support sanctions regardless of how much they would affect their well-being. Meanwhile, 27% of respondents do not support sanctions against Russia.

Of the people of Latvia who support the sanctions imposed against Russia following the invasion of Ukraine, 3% support them on the condition that they do not increase expenses by more than €200 per month, 4% – by more than €100 per month, 7% – by more than €50 per month.

Sanctions are more often supported by younger respondents, those who speak Latvian in the family, respondents with higher income levels, as well as those who generally do not support Russia's invasion of Ukraine.

## LITHUANIA

### **6 out of 10 Lithuanians believe in Ukraine's war victory – survey**

Baltic Business Daily | 8 April 2022 | [Source](#)

Fieldwork 19-25/03/2022, sample 600 in Lithuania by Kantar

59 % of Lithuanians believe Ukraine will win the ongoing Russia-launched war, according to a new Kantar **survey** "War Barometer" published on Friday.

Asked about the outcome of the war, 18 % said they did not know what the outcome would be or thought that neither side would win. Russia's victory was predicted by 5 % of respondents.

The war has had an emotional impact on 67 % of Lithuanians. Around half of them said they felt anger, discouragement and anxiety. Fear was reported by 35 % of respondents, followed by frustration and disappointment by 32 %.

(...) Asked whether the war could spread to other countries, 57 % said they did not know, 23 % thought it would happen, and 21 % said the war would not spread elsewhere.

79 % said they followed Ukraine's provided information about the war, 19 % tried to take both sides into account, and 2 % followed Russia's position only. (...)

# POLAND

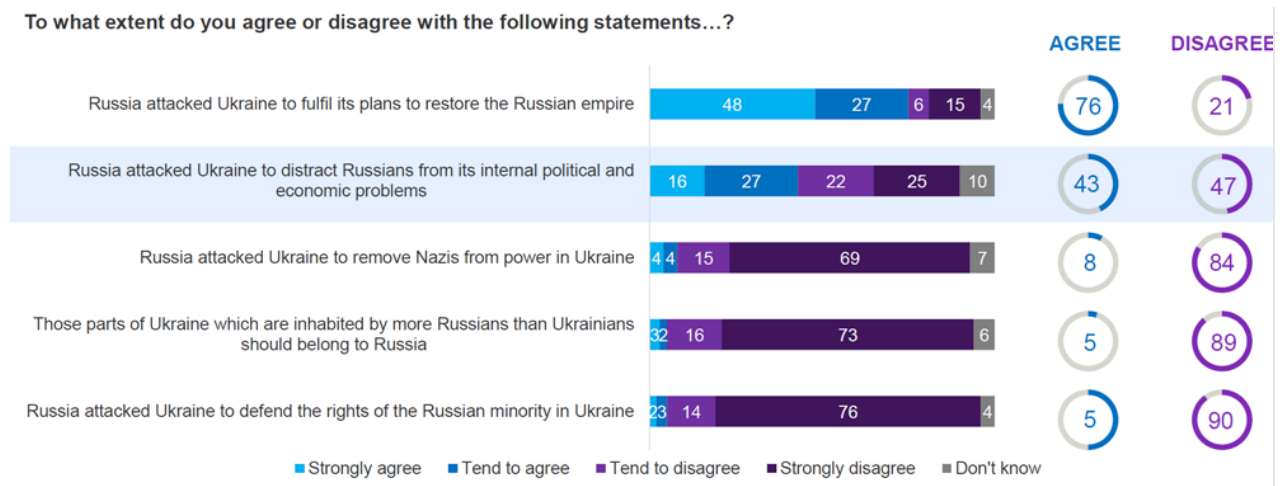
## Uncertain times: Poles' views on health issues and the war in Ukraine

Kantar Survey | 12 April 2022 | [Source](#)

Fieldwork: 24-30/03/2022, sample 1004

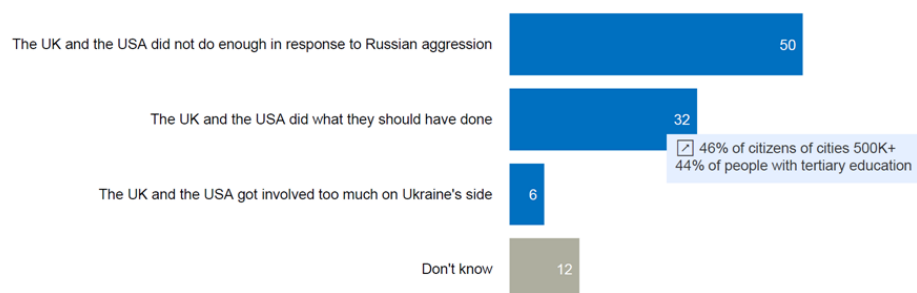
Poles support Ukrainians: 95% of respondents think that Russia's current attack against Ukraine cannot be justified. Three out of four respondents think that Russia attacked Ukraine to fulfil its plans to restore the Russian empire. The belief that Russia attacked Ukraine in order to distract Russians from its internal political and economic issues is the most controversial one: 43% agree and 47% disagree with it. Regarding other statements, the vast majority oppose the Russian narrative.

To what extent do you agree or disagree with the following statements...?



As for the responsibility for the war, according to the greatest number of respondents (39%), this responsibility should be borne by people associated with the governments of Belarus and Russia. (...) Opinions on the potential expansion of the conflict are divided. 53% believe that an attack on Poland is unlikely and 40% think it is certain or very likely. Women (48%) and those who trust the public media (57%) tend to opt for more pessimistic scenarios. Most are not concerned about the use of nuclear weapons, but the proportion of those who fear such weapons is significant. This refers to nuclear weapons on the territory of Ukraine: almost 40% of the respondents have such concerns. 87% of respondents think the West should already be offering more aid to Ukraine than is offering at the present. Half of the respondents believe the UK and the USA did not do enough in response to Russian aggression. One third think those countries did what they should have done.

In 1994 in Budapest, the United States, Russia and the United Kingdom pledged to respect the sovereignty and territorial integrity of Ukraine, and, in return, Ukraine surrendered its post-Soviet nuclear weapons to Russia. How would you rate the response of the United States and the United Kingdom to Russian aggression against Ukraine in 2022?



Poles almost unanimously support Ukraine’s accession to international structures: they are slightly more likely to support accession to the European Union than to NATO (95% vs. 90%). In both cases, 45% of the respondents think that the accession should take place as soon as possible. The expectations towards the European Union and United Kingdom regarding the help to Ukraine are similar. Over 60% want the EU and UK to send military equipment, send financial help, and end trade relations with Russia. There is no majority support for sending troops to Ukraine.

How should the European Union / the United Kingdom help Ukraine?



By far the largest number of respondents (80%) think that ordinary Polish citizens are doing the most to help Ukrainians. Next, the respondents mention Polish non-governmental organizations (36%), followed by the local authorities and central government. War in Ukraine made Poles reconsider the refugee issues. Currently, the vast majority of Poles (84%) think all refugees should be treated equally, while 13% believe refugees with Ukrainian passports should be treated better than refugees with other passports.

## ROMANIA

### Survey: 77% of Romanians anticipate economic crisis this year

Romania-insider.com | 19 April 2022 | [Source](#)

A significant part of Romanians, 77% of those consulted during a survey conducted by Avangarde for G4Media.ro, fear a possible economic crisis this year. They expect inflation to be the biggest problem. According to the poll, Romanians do not believe that the current political leaders are well prepared to handle the crisis: only 14% believe that the Liberal Party leader, prime minister Nicolae Ciucă, is prepared, 13% think social democrat leader Marcel Ciolacu (PSD) is prepared to handle the crisis and no more than 3% of them trust reformist leader Cătălin Drulă (USR) or radical leader George Simion (AUR) to be better options.

Significantly, 38% of those polled believe that no one is prepared to deal with a crisis. At the same time, those surveyed do not blame the Government for the crisis. A total of 28% of respondents identify war as the main cause of a possible economic crisis, 23% point to the higher energy prices, 21% blame it on the effects of the pandemic and only 11% associate a possible crisis with the quality of Government. The change in consumer habits is mixed. Despite the increase in fuel prices, 27% say they drive their car as much as before, and only 20% say that they drive less. But 43% of those interviewed say they have postponed the purchase of valuable goods, such as cars or real estate, and put more money aside because of fears that a crisis could follow. However, 39% say they have not postponed the purchase of valuables.

## SLOVAKIA

### Survey: only 27.5 % of People Willing to Fight for Slovakia in Case of War

TASR - Tlacova Agentura Slovenskej Republiky | 16 April 2022 | [Source](#)

Fieldwork: 31/03-07/04/2022, sample 1000

Concerns are growing slightly in Slovakia about the economic consequences of the war in Ukraine, especially about price hikes and the economic crisis, according to a 'How Are You, Slovakia?' survey carried out by the Slovak Academy of Science's (SAV) Institute of Sociology, MNFORCE agency and Seesame communications agency (...).

As in the previous month, the respondents in the current survey feel the greatest concern about rising energy prices and inflation (88.7%, the figure stood at 85.7% at the turn of March and April). Concerns about an economic crisis caused by the war also increased slightly (from 77.5% to 83.6%). Concerns about the war in Ukraine itself have eased very slightly (from 78.2% to 74%). Concerns about the outbreak of World War III (73.6%) and the war spreading to Slovakia (70.3%) increased very slightly. (...)

If there were a war in Slovakia, only 27.5% of the respondents would be willing to fight for their country. A total of 37.1% of the respondents answered 'no', and 35.4% "don't know". Men (33.5%) were somewhat more willing to fight than women (21.7%), but men were also more likely to answer this question negatively. (...)

### Survey : Slovaks Less Likely Than Czechs to Perceive Russia's Information War

TASR - Tlacova Agentura Slovenskej Republiky | 16 April 2022 | [Source](#)

Fieldwork: 31/03-06/04/2022 - sample 1024 by Ipsos

Slovaks are less likely than Czechs to identify with the fact that their country is involved in an information war waged by Russia, according to a **survey** by Ipsos agency carried out in cooperation with the Central European Digital Media Observatory, in which 40% of Slovak and 52% of Czech respondents agreed with the statement.

"Almost a third of the Slovak population agrees that the information war is only a pretext for Western governments (including their own) to restrict freedom of expression. In the Czech Republic it is 15% of the population," showed the **survey**.

14% of the people polled in Slovakia and 16% in the Czech Republic think that their countries are not affected by the information war because the current conflict is limited to Ukraine and Russia, including disinformation campaigns.

In Slovakia, the youngest respondents under the age of 29 (50%) and university-educated respondents (52%) are most likely to perceive the existence of an information war. The least likely to do so were respondents over 60 (39%) and over 70 (41%), respectively, who have completed primary or secondary school without a secondary school diploma (33%) and with a net household income of less than €800 (31%) per month. Similar data on respondents were recorded in the Czech Republic.

## **Support for Putin decreases, perception of Russia as aggressor on rise; Most people support the presence of NATO troops at the eastern border.**

The Slovak Spectator | 13 April 2022 | [Source](#)

Fieldwork 18-23/03/2022 - phone

Support for Russian President Vladimir Putin decreased from 55% in March 2021 to 28%. This stems from the poll of the Focus agency for the Globsec organisation. At the same time, almost 65% of respondents agreed with the statement that President Putin wants to bring back the Russian empire and that is why he is a threat not only to Ukraine but also other countries. The poll showed that the perception of Russia as an aggressor has increased in Slovak society. 66 % of respondents think that the conflict in Ukraine is unprovoked and that the resistance of Ukrainians against the inexcusable military aggression of Russia is justified

Globsec researcher Dominika Hajdu said that for a long time they have been measuring sympathy for Putin in Slovakia, somewhere between 40 and 55 % of the adult population. Thus, the decrease in the positive perception of Putin is significant. Most respondents perceive NATO as a guarantor of Slovak independence and territorial integrity (62%) and support the deployment of NATO troops at the eastern border (61%).

68% think that Slovakia should stand firmly on the side of the EU and NATO, especially when Russia has declared EU countries to be hostile states. In 2019, only 54 % of people perceived NATO as a guarantor of security.

The poll showed that people are unsure about many aspects of the war in Ukraine. For example, 54% of respondents perceive Ukrainian President Volodymyr Zelensky positively, while 44% perceive him negatively. The Ukrainian resistance led by President Zelensky against the Russian invasion is justified and Russia has no right to demand Crimea, nor other territories, not even neutrality, opined 67 % of respondents. At the same time, 47 % of respondents said that President Zelensky should comply with all Russian conditions and prevent bloodshed.

## **SPAIN**

### **Support of a NATO military intervention in Ukraine decreases**

CIS | 13 April 2022 | [source](#)

The Center for Sociological Research's April barometer reduces the percentage of the population that would be in favour of a NATO military intervention in the event that Russia does not withdraw militarily from Ukraine. If a month ago, 51% of the population agreed or quite agreed with that proposition, today it is only 44.9%.

The percentage that disagrees with the idea of NATO military intervention a month and a half into the conflict is 43.4%. This percentage has grown from the 35.4% who expressed in March their opposition to the entry into the war of NATO, and therefore of Spain. Up to 11.8% of the respondents are undecided.

Eight out of ten people are quite or very concerned about the course of events in Ukraine. 70.3% of the respondents is still in favour of the Atlantic Alliance's arms shipment to Ukraine, a position that has not changed since the previous survey.

## SWEDEN

### **Growing majority of Swedes back joining NATO, opinion poll shows**

Demoskop | 20 April 2022 | [Source](#)

Fieldwork: 14-19/04/ 2022 - sample 1177 by Demoskop

The poll by Demoskop and commissioned by the Aftonbladet newspaper showed 57% of Swedes now favoured NATO membership, up from 51% in March. Those opposed to joining fell to 21% from 24%, while those who were undecided dipped to 22% from 25%. The March poll was the first to show a majority of Swedes in favour of joining NATO.

The Demoskop poll, consisting of 1,177 interviews carried out from April 14 to April 19, also showed growing support for membership among Social Democrat voters with significantly more favouring joining the alliance than opposed it.

## UKRAINE

### **The majority of Ukrainians abroad plan to return to Ukraine**

Info sapiens | 6 April 2022 | [source](#)

Fieldwork: 24-28/03/2022

According to an all-Ukrainian nationally representative poll conducted by Info Sapiens on March 24-28, 2022, only 12% of Ukrainians who went abroad because of the war wanted or planned to stay there at the time of the poll.

The Autonomous Republic of Crimea and the city of Sevastopol were excluded from the study, and in the Donetsk and Luhansk oblasts the poll was conducted only in the territories controlled by Ukraine as of February 23, 2022. Also, the poll does not cover Ukrainians who have gone abroad and residents of settlements where there is no connection.