

EUROPEAN PARLIAMENT
EURO
BAROMETER
SOCIO-DEMOGRAPHIC TRENDS

EDITION 9 (2007-2022)

ROMANIA

CONTENTS

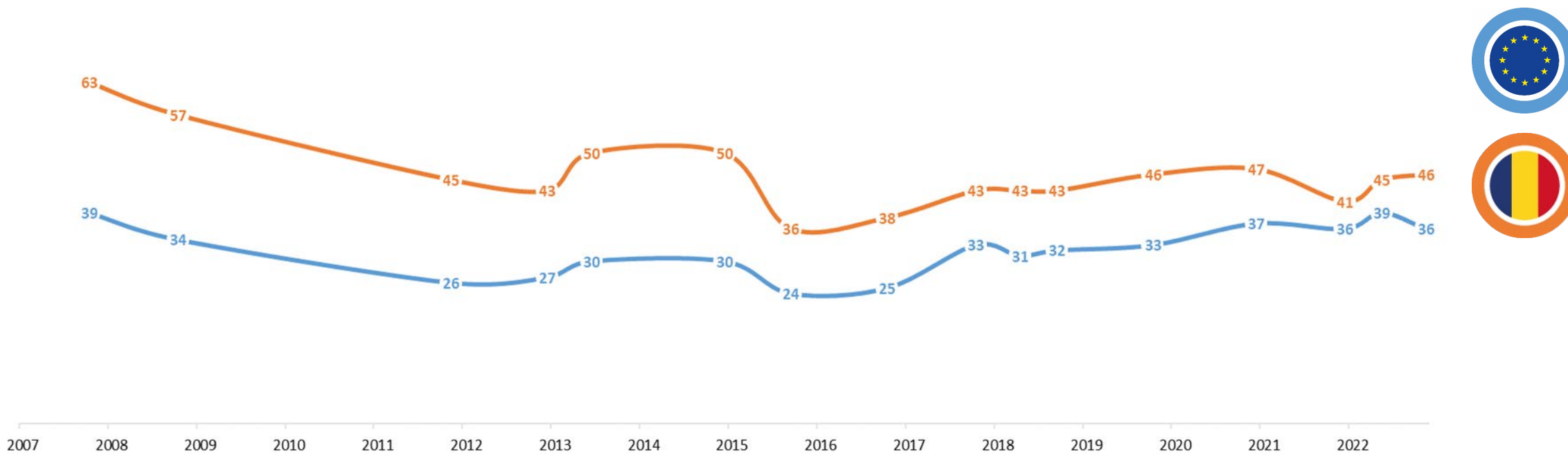
- 01.** Image of the European Parliament
- 02.** Role of the European Parliament
- 03.** Image of the European Union
- 04.** European Union membership
- 05.** Benefited from the EU membership
- 06.** Main reasons for benefit
- 07.** My voice counts in the EU
- 08.** Satisfaction with democracy in the EU
- 09.** Satisfaction with democracy in the country
- 10.** Trust in the European Parliament and in the national parliament

Image of the European Parliament

01.

Differences between the EU and Romania

Image of the European Parliament

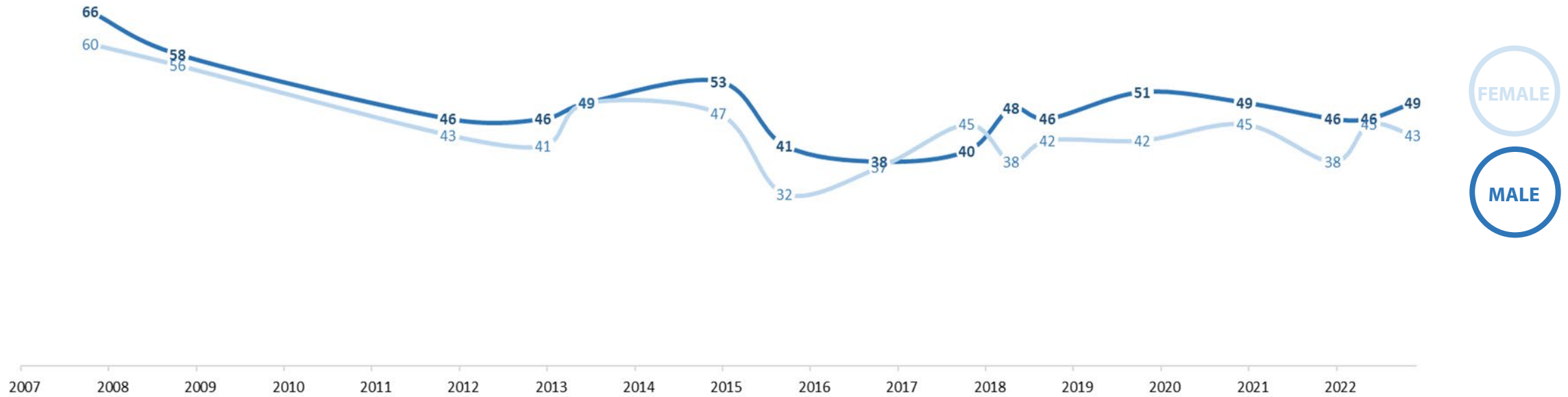


In general, does the European Parliament conjure up for you a very positive, fairly positive, neutral, fairly negative or very negative image?
 Answer: Total "Positive" (%)



Gender

Image of the European Parliament

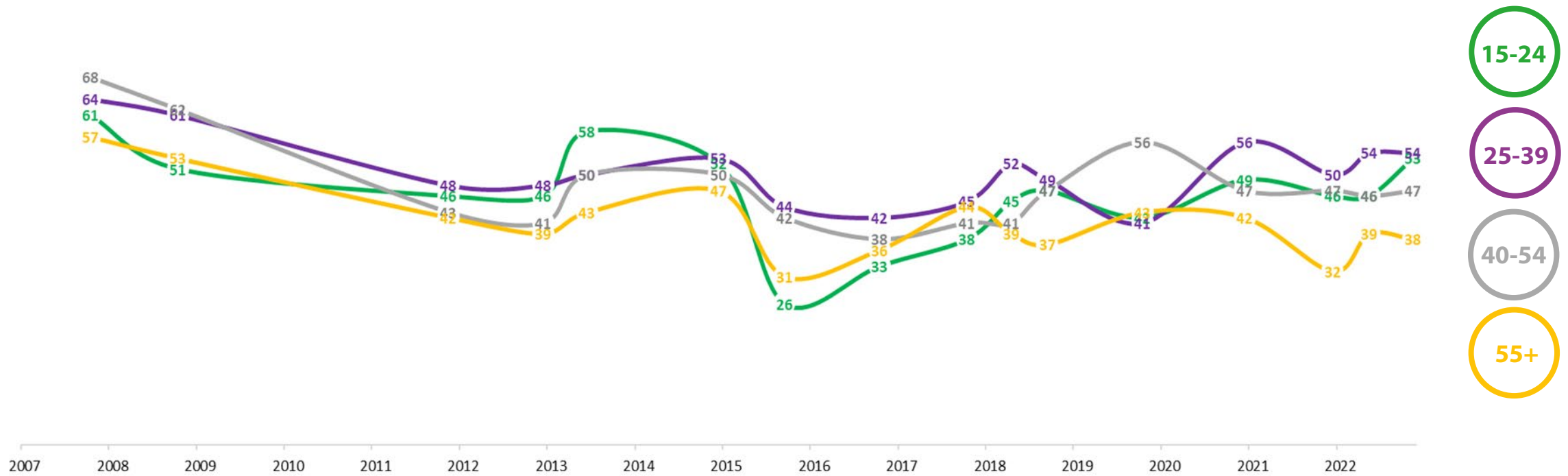


In general, does the European Parliament conjure up for you a very positive, fairly positive, neutral, fairly negative or very negative image?
 Answer: Total "Positive" (%)



Age

Image of the European Parliament



In general, does the European Parliament conjure up for you a very positive, fairly positive, neutral, fairly negative or very negative image?
 Answer: Total "Positive" (%)



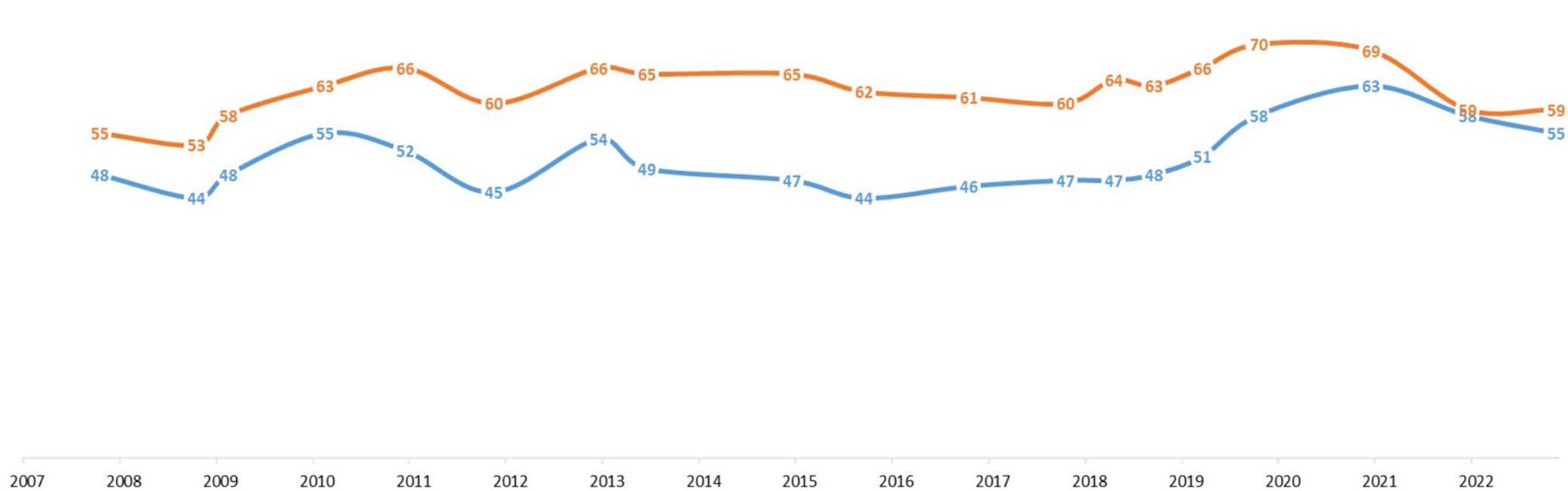
Role of the European Parliament

02.



Differences between the EU and Romania

Role of the European Parliament

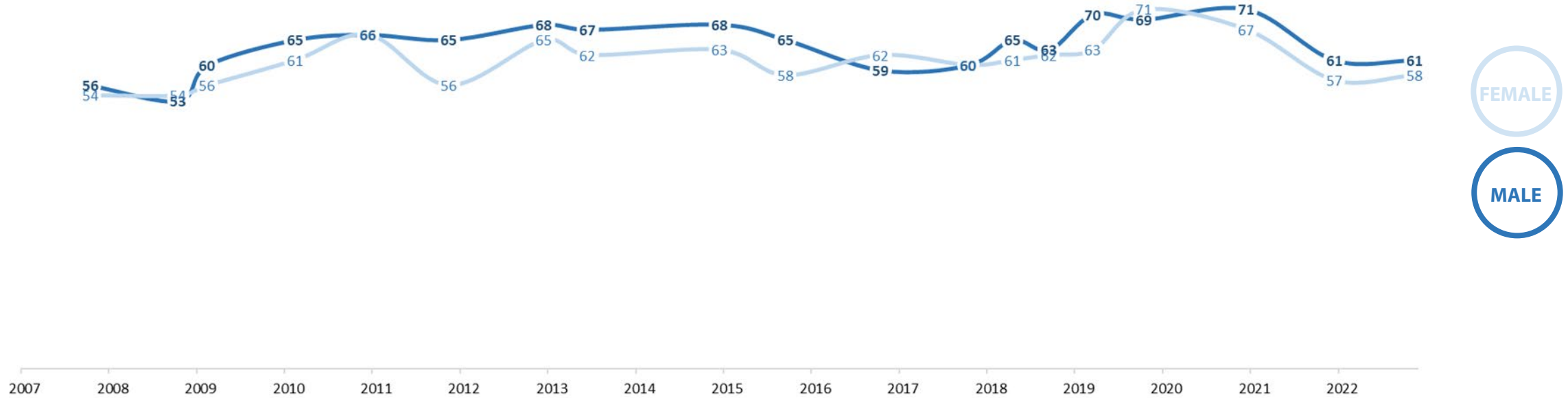


Would you personally like to see the European Parliament play a more important or less important role than it currently does?
Answer: "More important" (%)



Gender

Role of the European Parliament

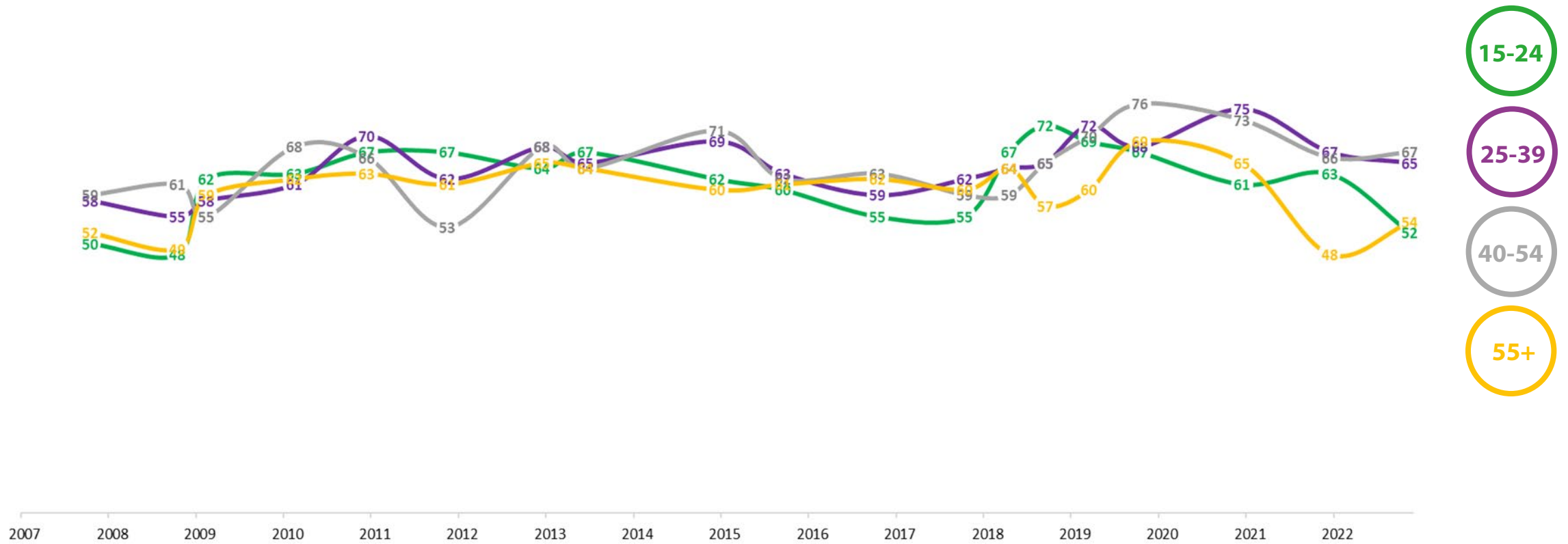


Would you personally like to see the European Parliament play a more important or less important role than it currently does?
Answer: "More important" (%)



Age

Role of the European Parliament



Would you personally like to see the European Parliament play a more important or less important role than it currently does?
 Answer: "More important" (%)

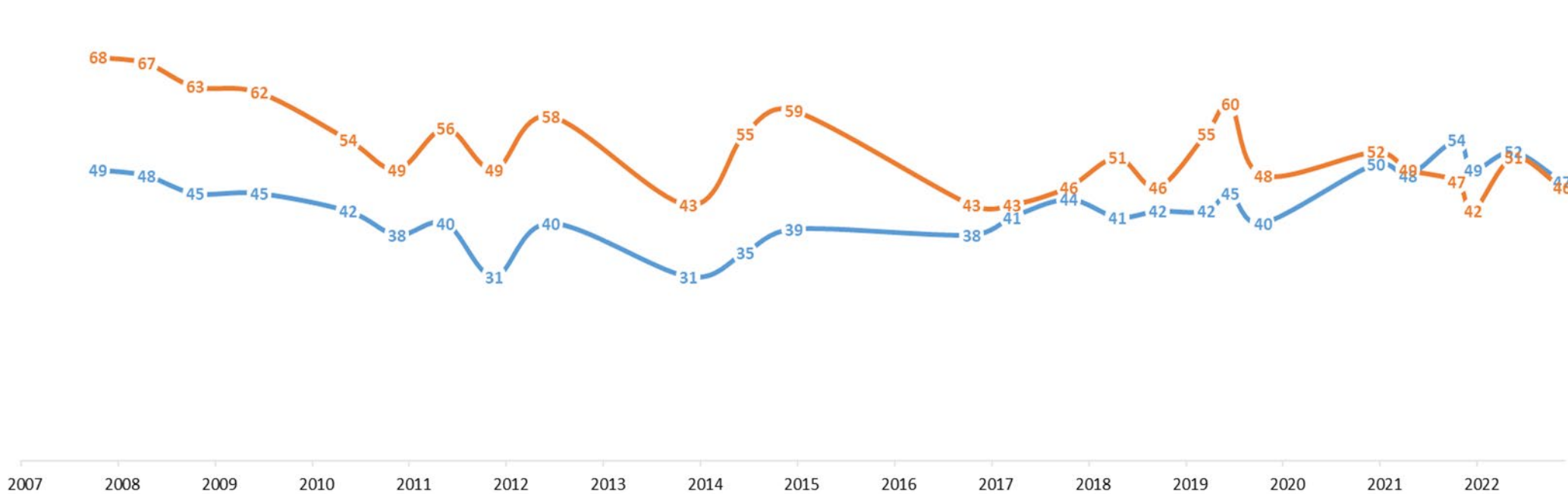


Image of the European Union

03.

Differences between the EU and Romania

Image of the European Union

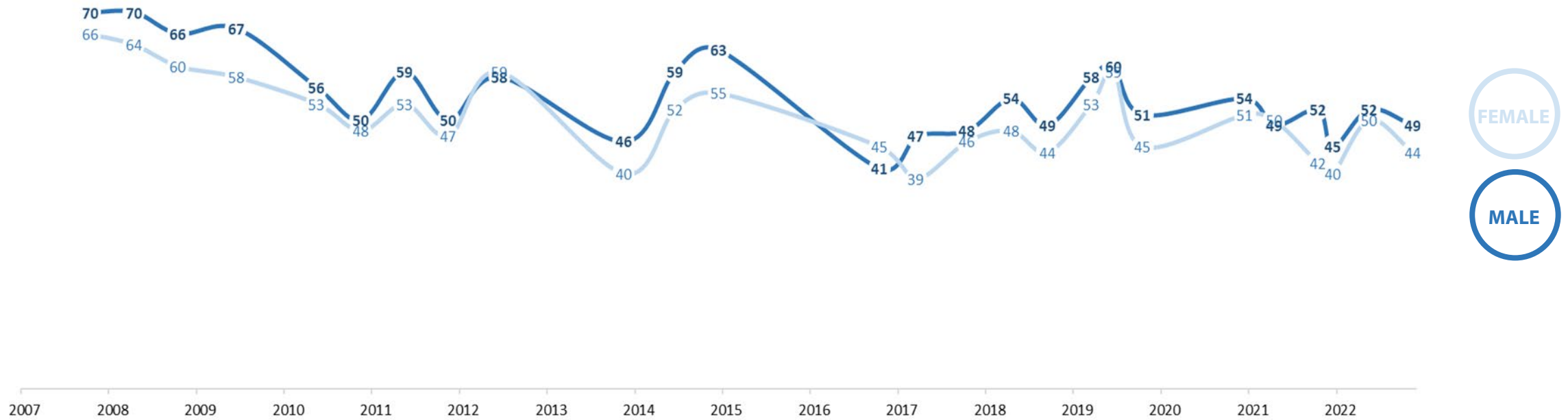


In general, does the EU conjure up for you a very positive, fairly positive, neutral, fairly negative or very negative image?
 Answer: Total "Positive" (%)



Gender

Image of the European Union



In general, does the EU conjure up for you a very positive, fairly positive, neutral, fairly negative or very negative image?
 Answer: Total "Positive" (%)



Age

Image of the European Union



In general, does the EU conjure up for you a very positive, fairly positive, neutral, fairly negative or very negative image?
 Answer: Total "Positive" (%)



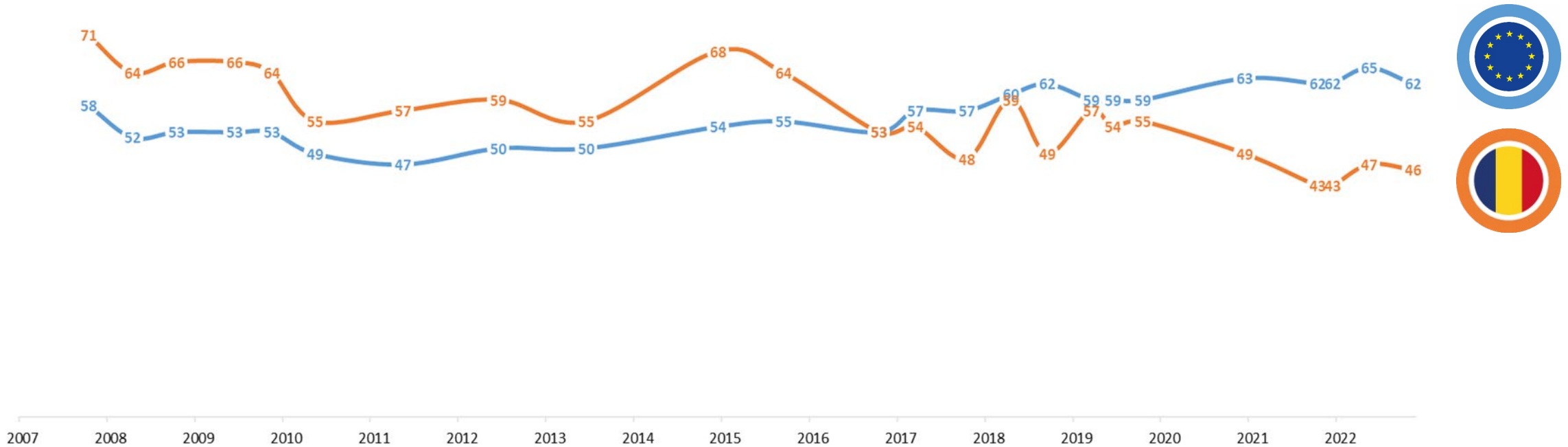
European Union membership

04.



Differences between the EU and Romania

European Union membership

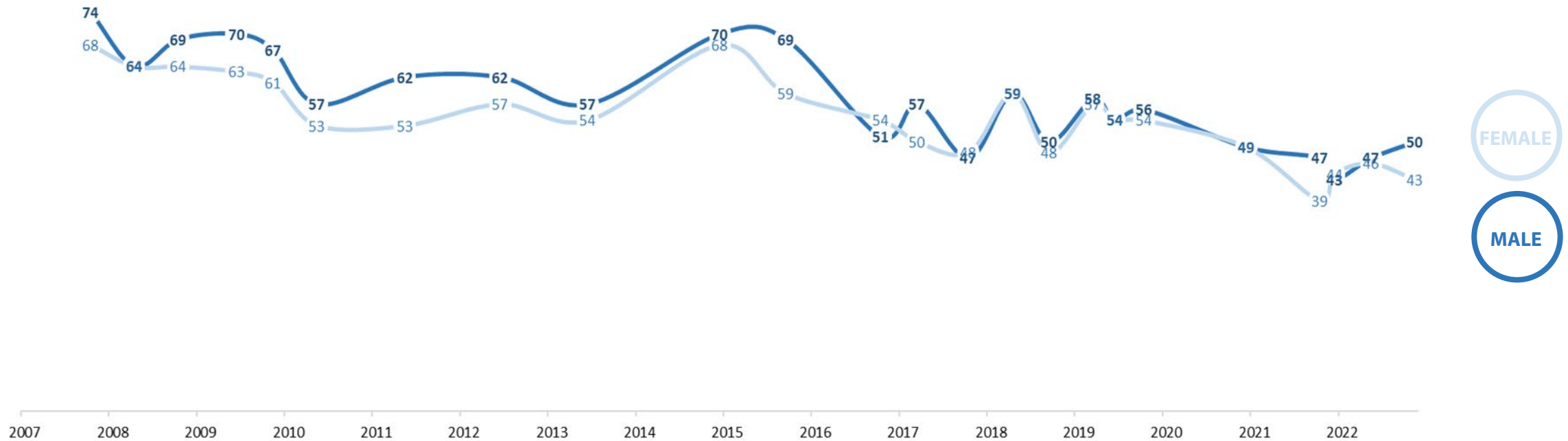


Generally speaking, do you think that [OUR COUNTRY]'s membership of the EU is...?
 Answer: Total "a good thing" (%)



Gender

European Union membership

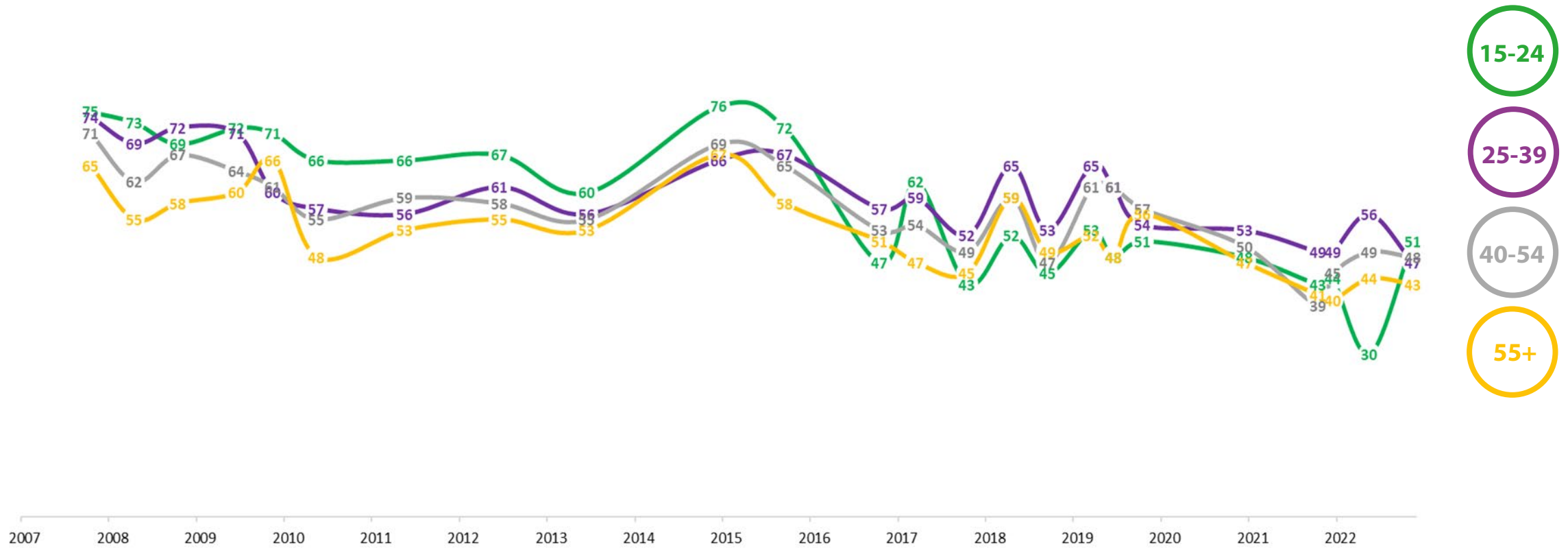


Generally speaking, do you think that [OUR COUNTRY]'s membership of the EU is...?
Answer: Total "a good thing" (%)



Age

European Union membership



Generally speaking, do you think that [OUR COUNTRY]’s membership of the EU is...?
 Answer: Total “a good thing” (%)

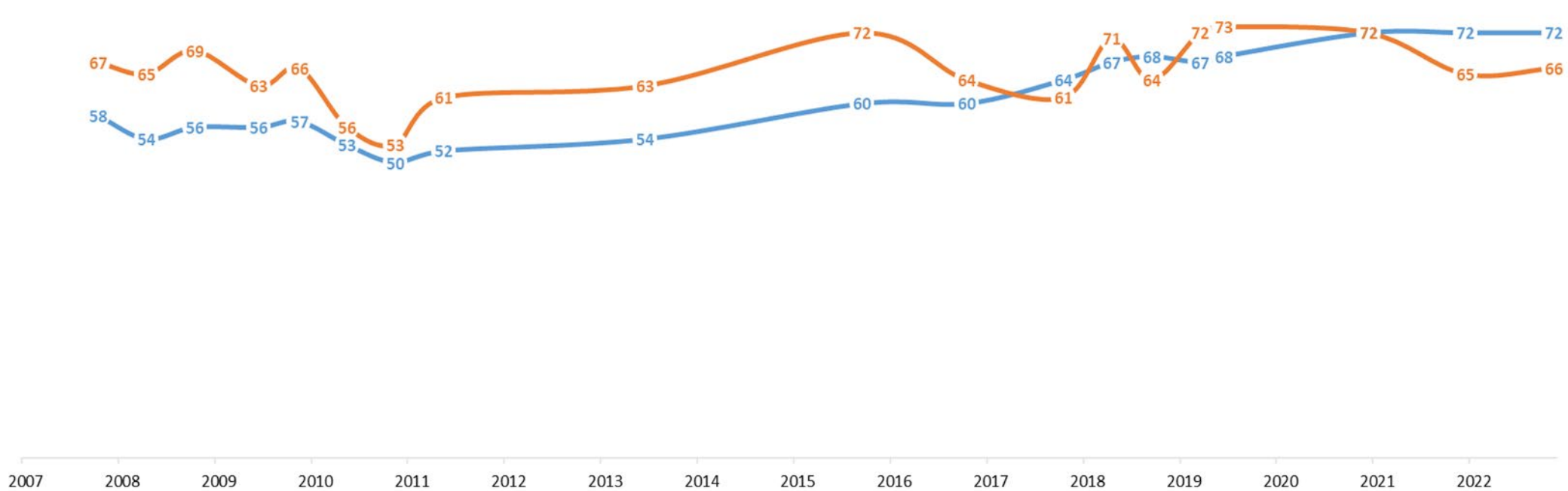


Benefited from the EU membership

05.

Differences between the EU and Romania

Benefited from the EU membership

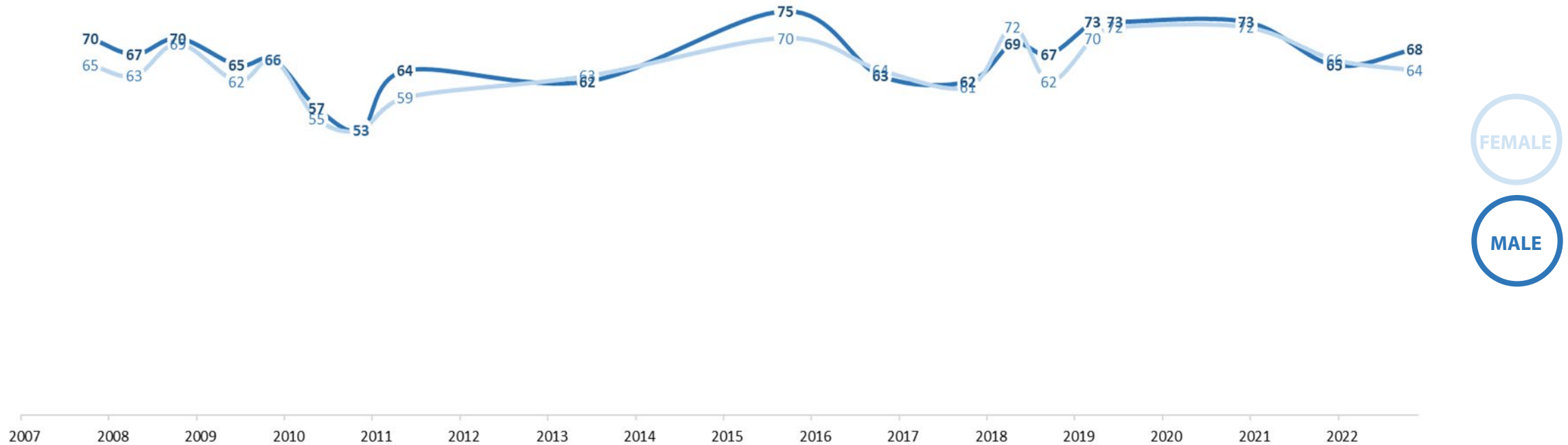


Taking everything into account, would you say that [OUR COUNTRY] has on balance benefited or not from being a member of the EU?
 Answer: Total "Benefited" (%)



Gender

Benefited from the EU membership

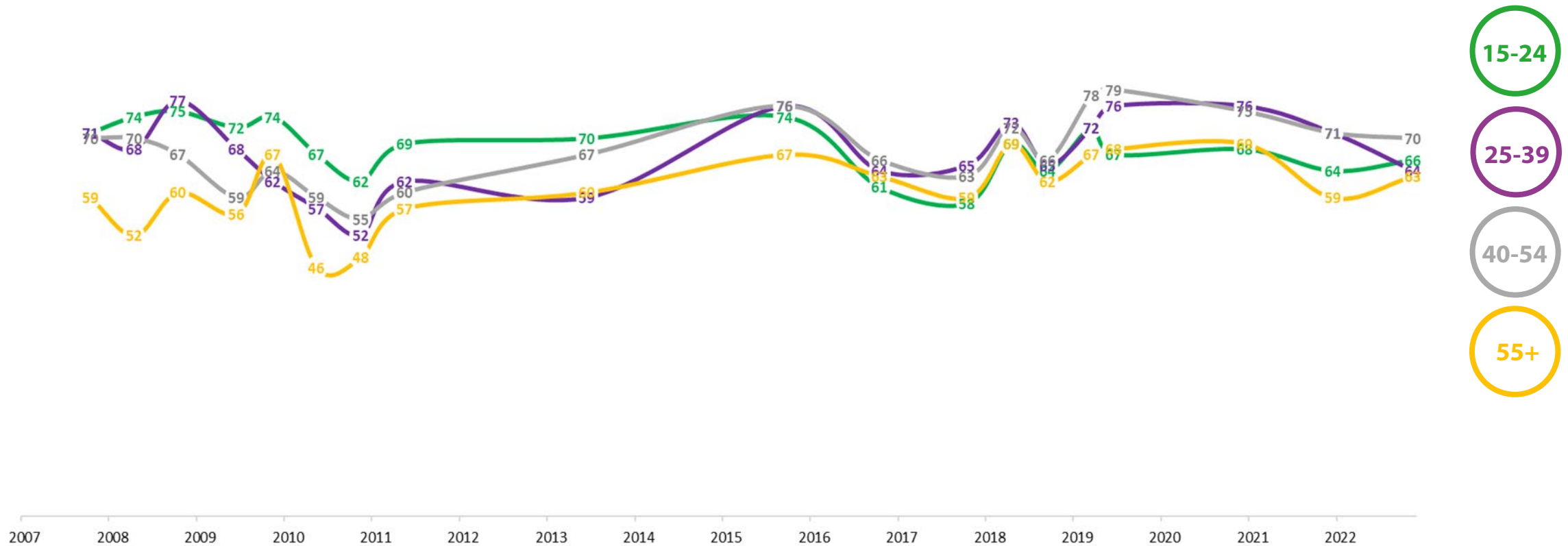


Taking everything into account, would you say that [OUR COUNTRY] has on balance benefited or not from being a member of the EU?
Answer: Total "Benefited" (%)



Age

Benefited from the EU membership



Taking everything into account, would you say that [OUR COUNTRY] has on balance benefited or not from being a member of the EU?
 Answer: Total "Benefited" (%)



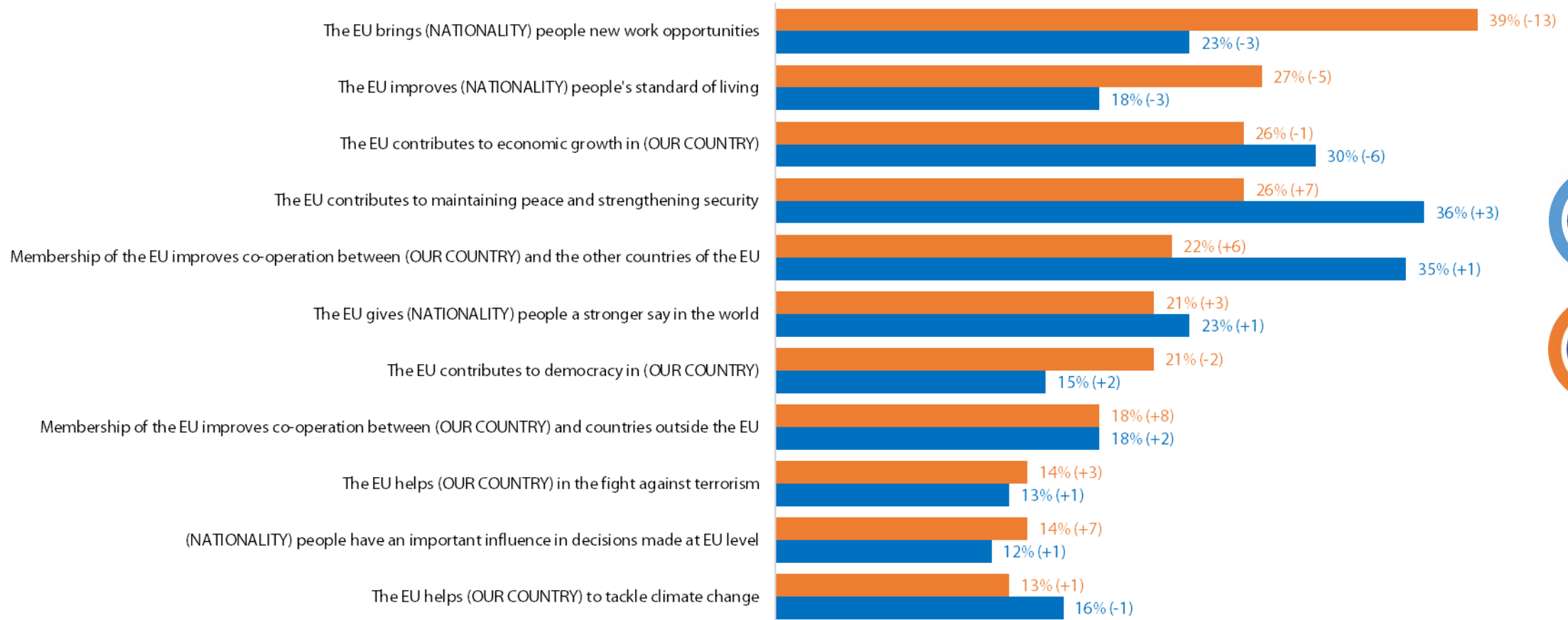
Main reasons for benefit

06.



Differences between the EU and Romania

Main reasons for benefit




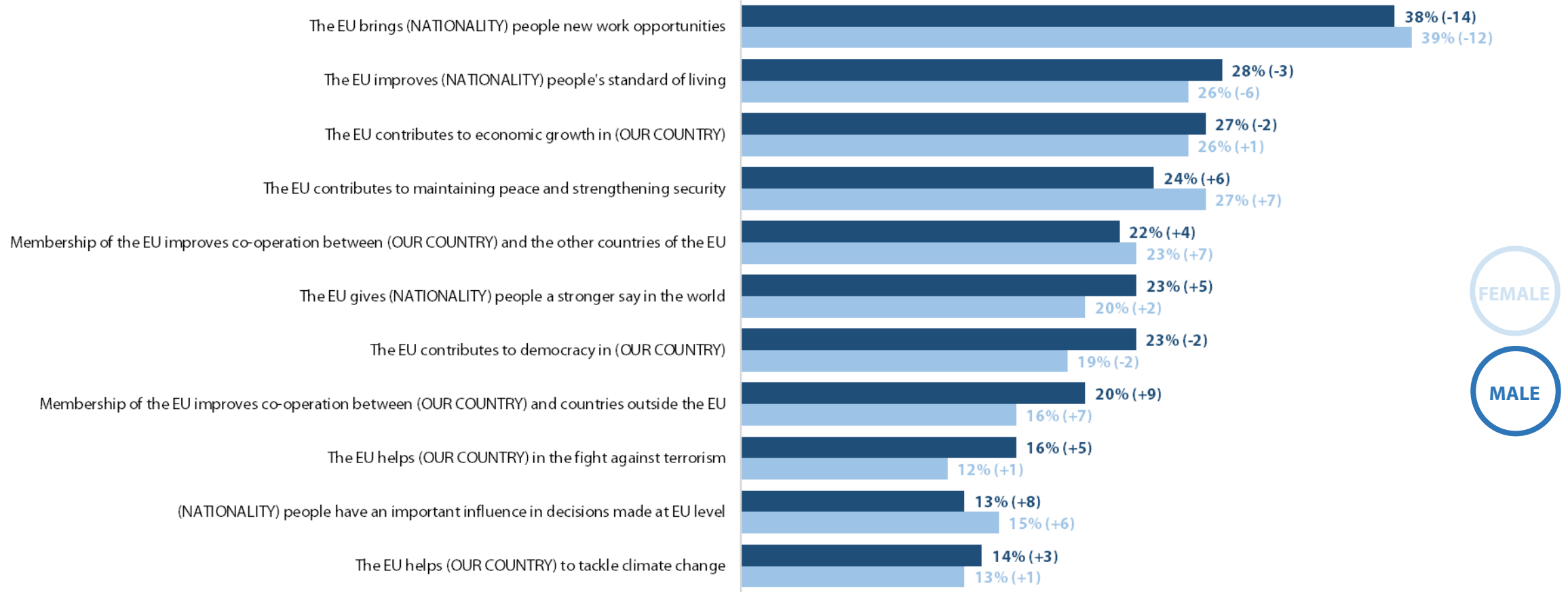
Which of the following are the main reasons for thinking [OUR COUNTRY] has benefited from being a member of the EU? (MAX. 3 ANSWERS)

Trend: from Nov/Dec 2021 to Oct/Nov 2022



Gender

Main reasons for benefit

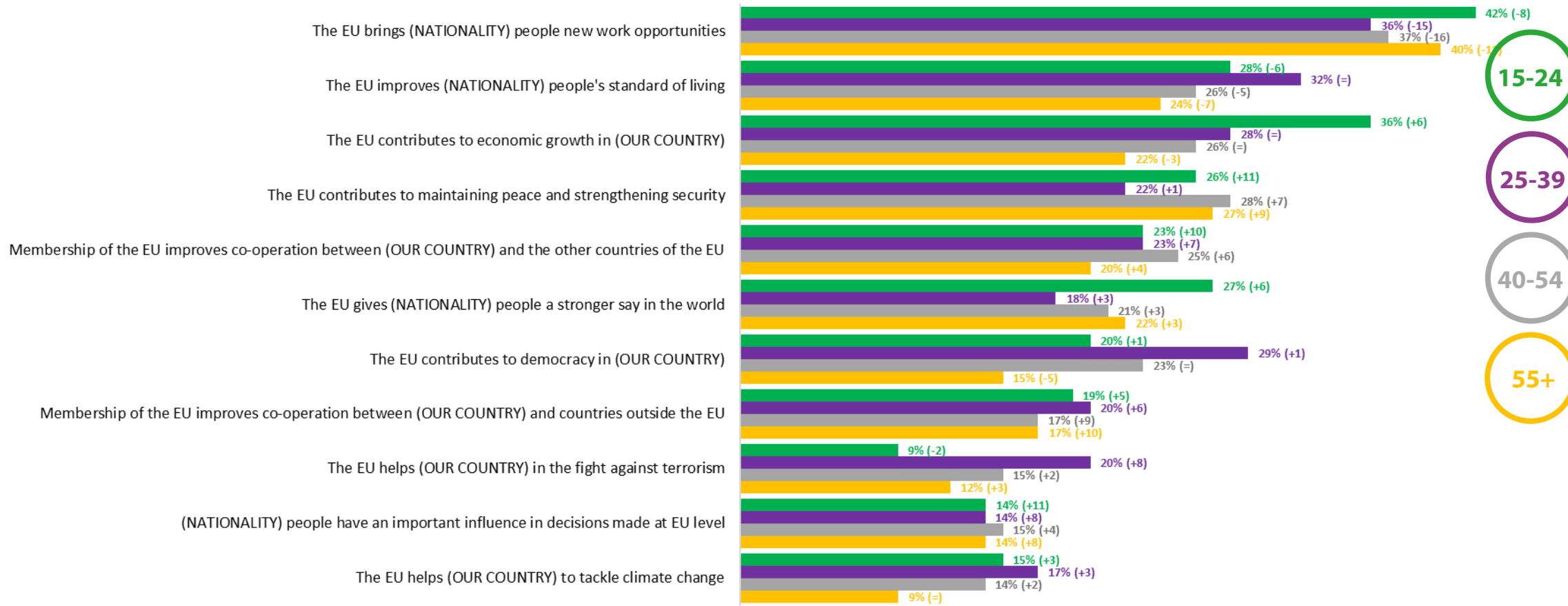


Which of the following are the main reasons for thinking [OUR COUNTRY] has benefited from being a member of the EU? (MAX. 3 ANSWERS)
 Trend: from Nov/Dec 2021 to Oct/Nov 2022



Age

Main reasons for benefit



Which of the following are the main reasons for thinking [OUR COUNTRY] has benefited from being a member of the EU? (MAX. 3 ANSWERS)
 Trend: from Nov/Dec 2021 to Oct/Nov 2022



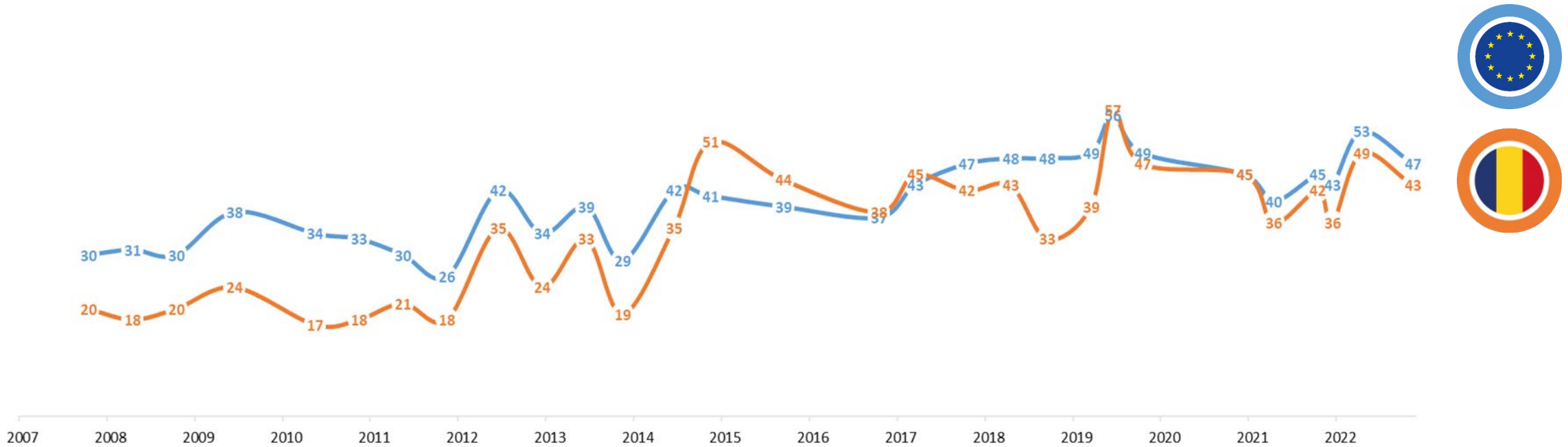
My voice counts in the EU

07.



Differences between the EU and Romania

My voice counts in the EU

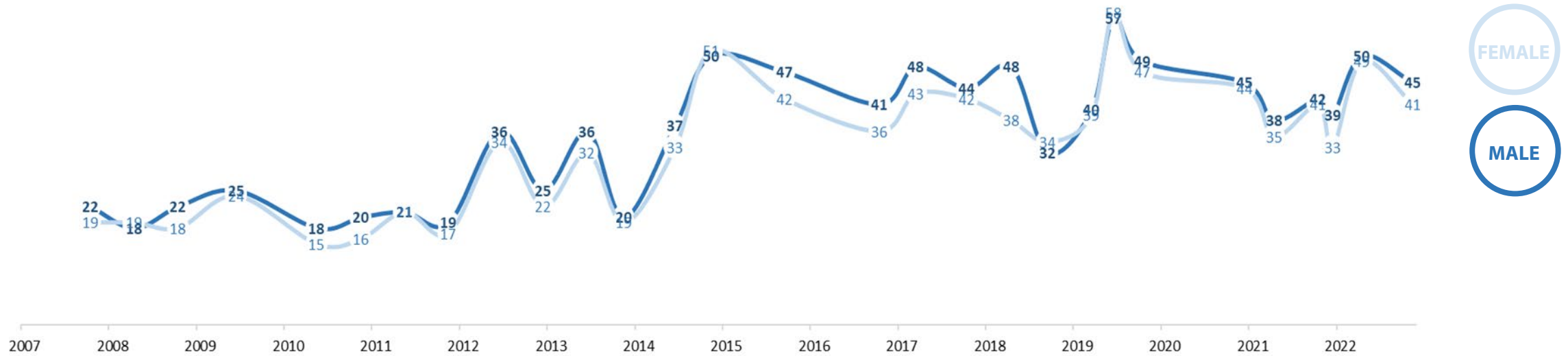


Please tell me to what extent you agree or disagree with each of the following statements: My voice counts in the EU
 Answer: Total "Agree" (%)



Gender

My voice counts in the EU

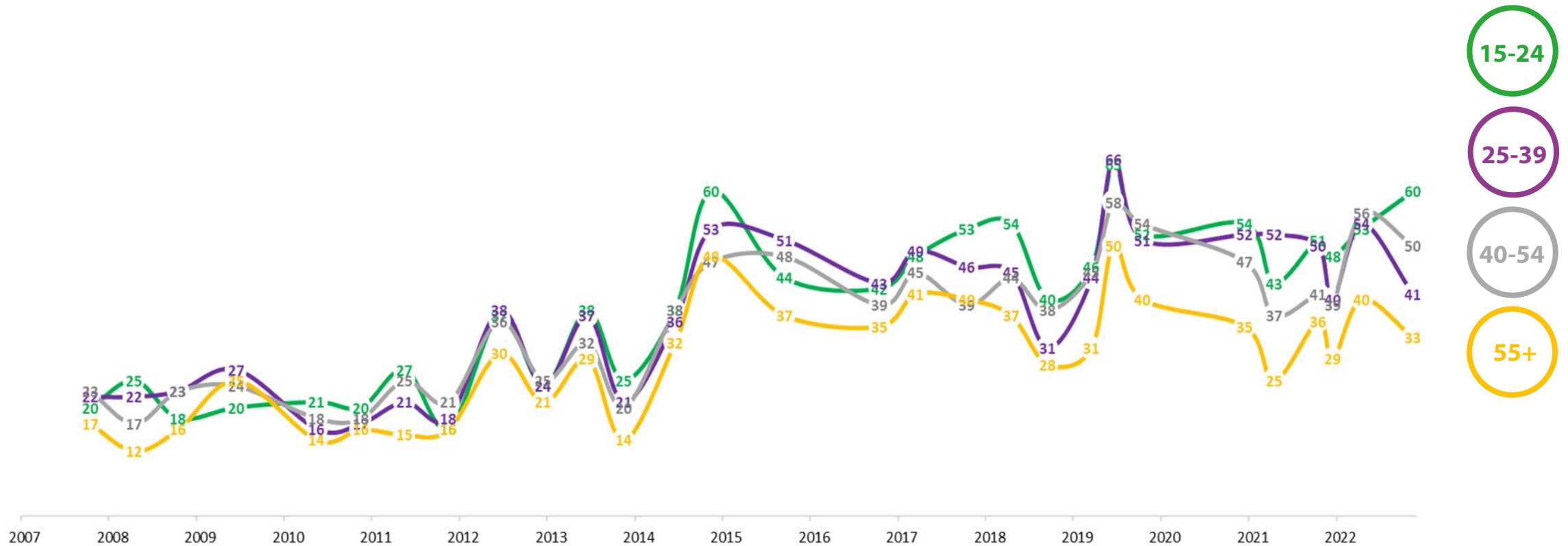


Please tell me to what extent you agree or disagree with each of the following statements: My voice counts in the EU
 Answer: Total "Agree" (%)



Age

My voice counts in the EU



Please tell me to what extent you agree or disagree with each of the following statements: My voice counts in the EU
 Answer: Total "Agree" (%)



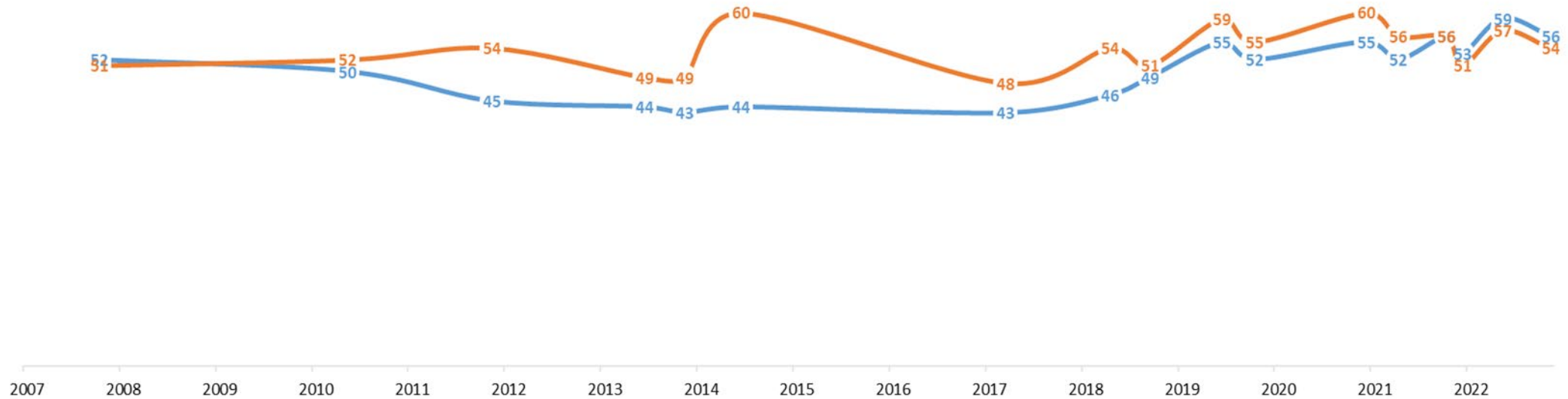
Satisfaction with democracy in the EU

08.



Differences between the EU and Romania

Satisfaction with democracy in the EU

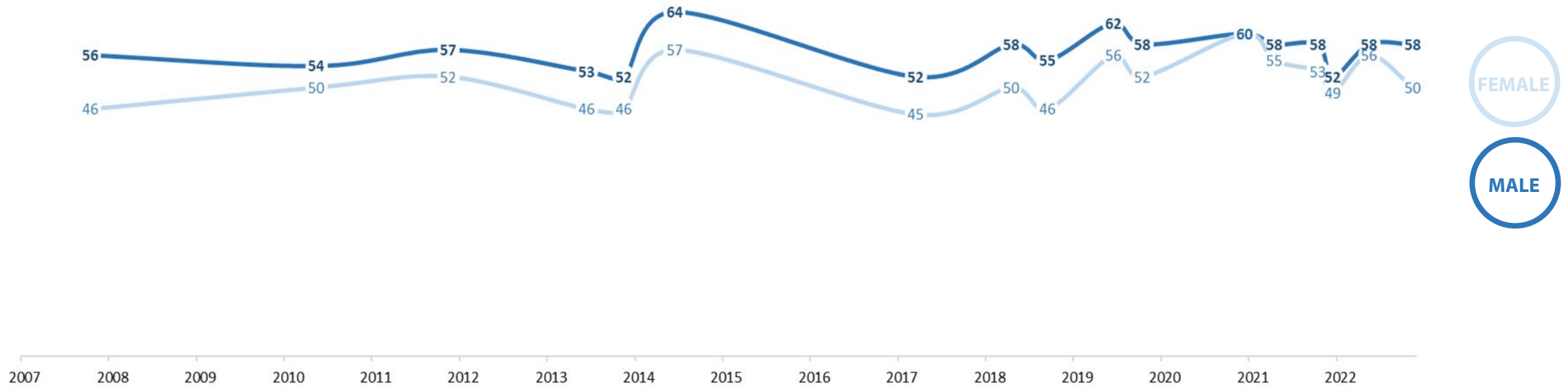


On the whole, are you very satisfied, fairly satisfied, not very satisfied or not at all satisfied with the way democracy works in the EU?
Answer: Total "Satisfied" (%)



Gender

Satisfaction with democracy in the EU

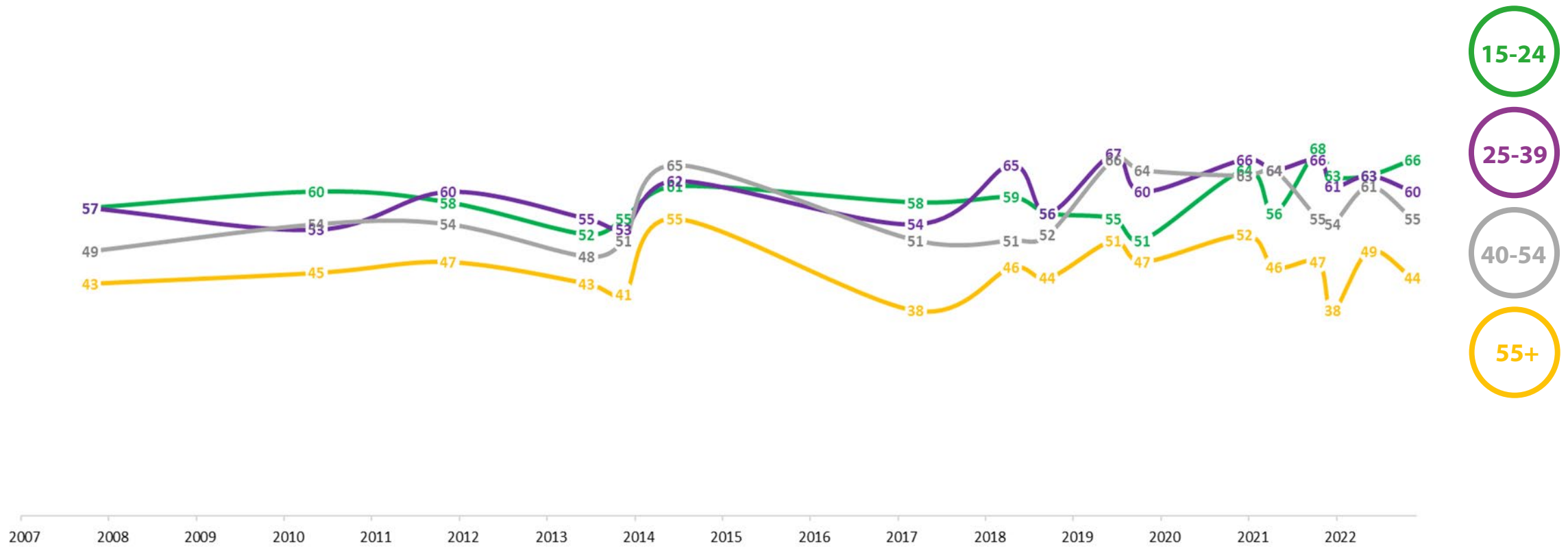


On the whole, are you very satisfied, fairly satisfied, not very satisfied or not at all satisfied with the way democracy works in the EU?
Answer: Total "Satisfied" (%)



Age

Satisfaction with democracy in the EU



On the whole, are you very satisfied, fairly satisfied, not very satisfied or not at all satisfied with the way democracy works in the EU?
 Answer: Total "Satisfied" (%)



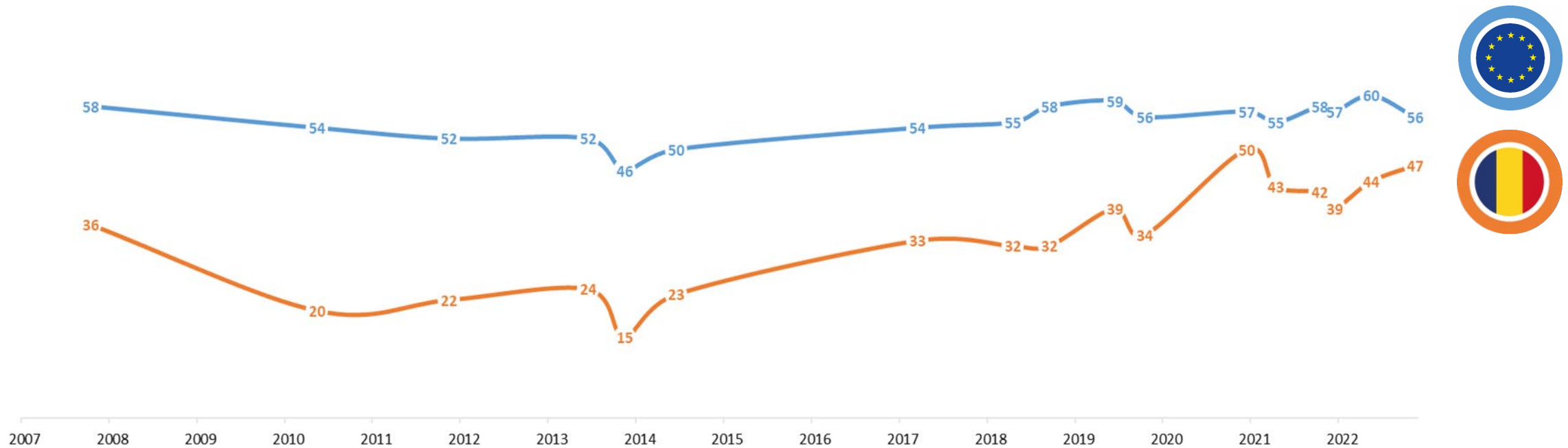
Satisfaction with democracy in Romania

09.



Differences between the EU and Romania

Satisfaction with democracy in Romania



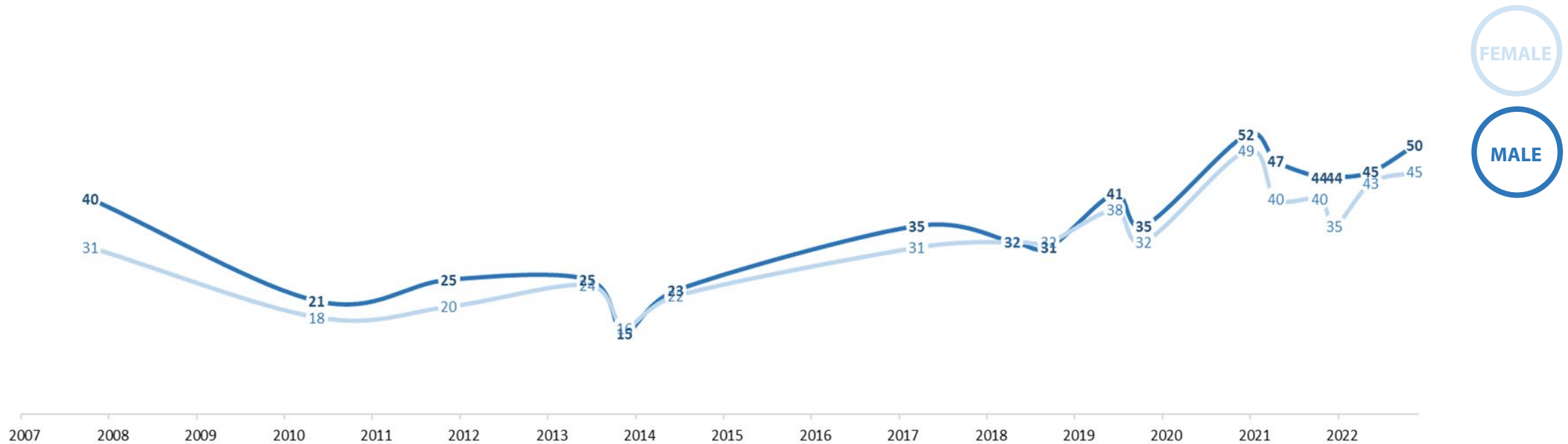
On the whole, are you very satisfied, fairly satisfied, not very satisfied or not at all satisfied with the way democracy works in [OUR COUNTRY]?

Answer: Total "Satisfied" (%)



Gender

Satisfaction with democracy in Romania

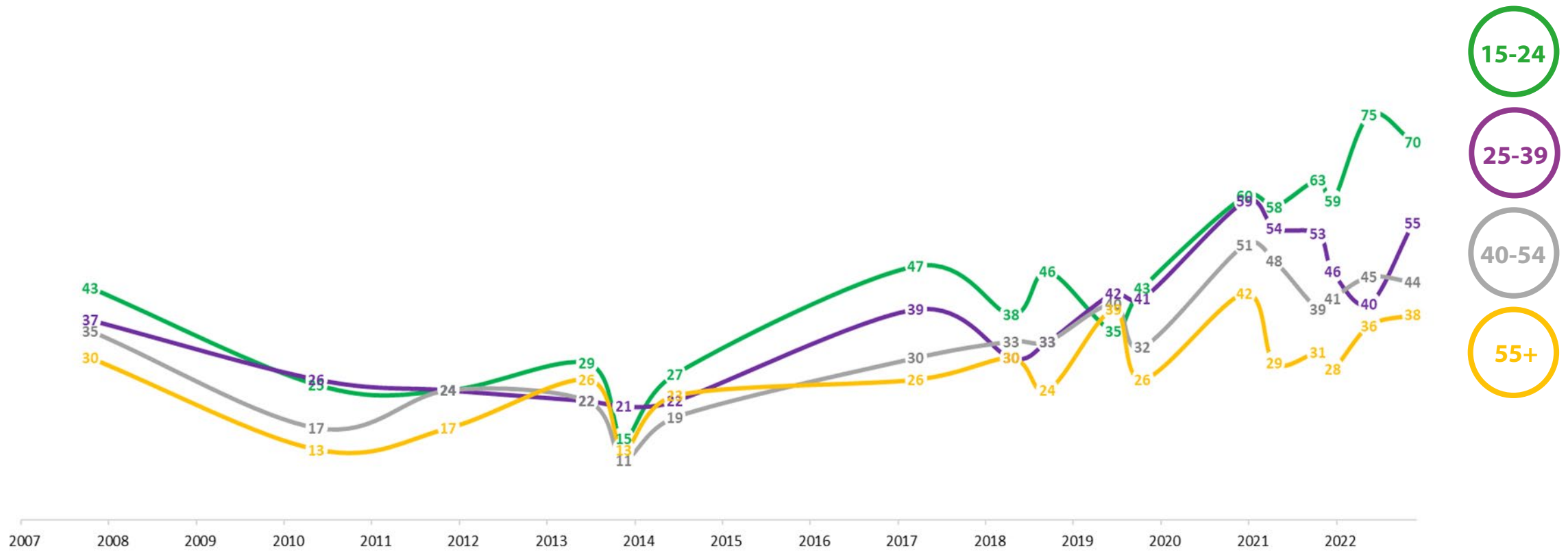


On the whole, are you very satisfied, fairly satisfied, not very satisfied or not at all satisfied with the way democracy works in [OUR COUNTRY]?
Answer: Total "Satisfied" (%)



Age

Satisfaction with democracy in Romania



On the whole, are you very satisfied, fairly satisfied, not very satisfied or not at all satisfied with the way democracy works in [OUR COUNTRY]?
 Answer: Total "Satisfied" (%)



Trust in the European Parliament and in the national parliament

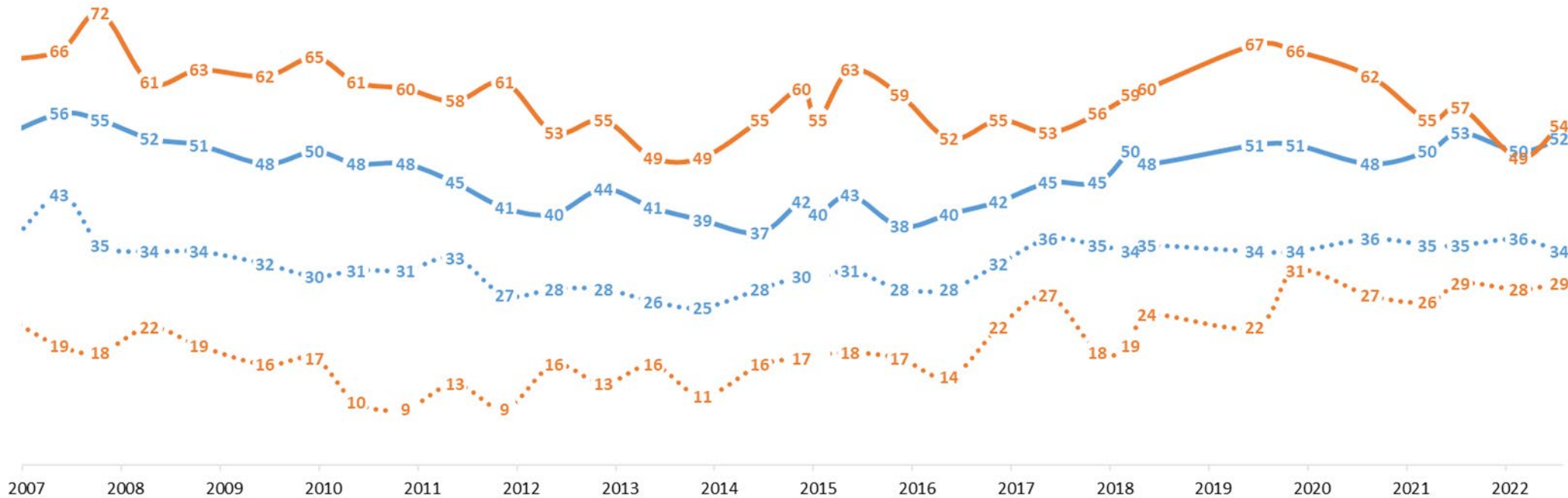
10.



Differences between the EU and Romania

Trust in the European Parliament and in the national parliament

- Europeans trust the European Parliament
- - - Europeans trust their national parliament
- Romanians trust the European Parliament
- - - Romanians trust their national parliament

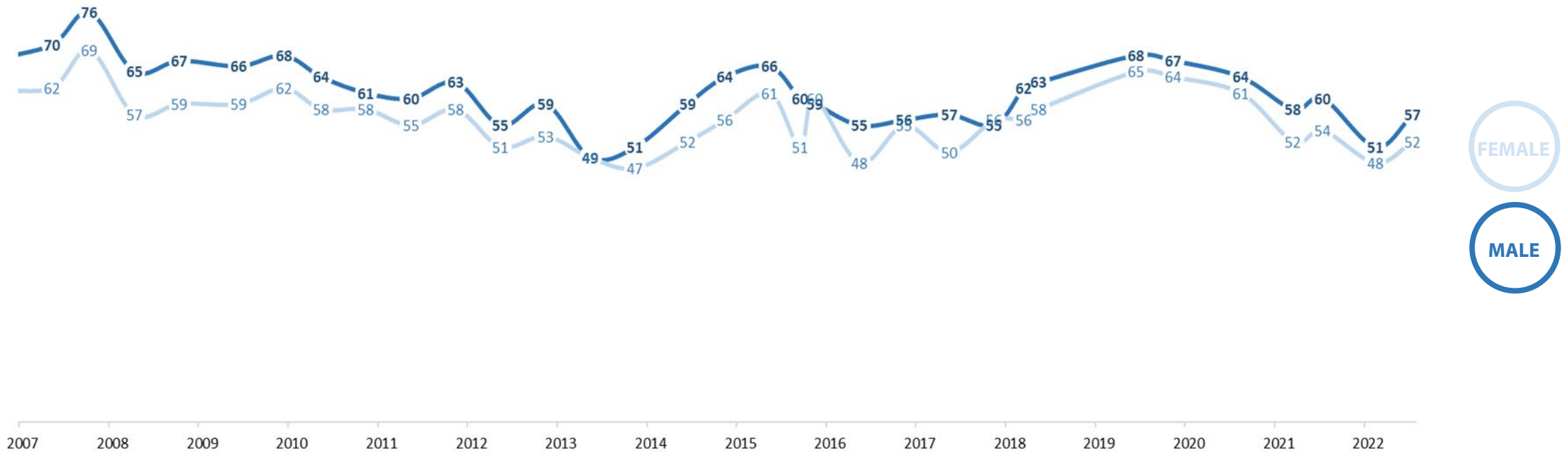


Please tell me if you tend to trust or tend not to trust these European institutions: the European Parliament
 Please tell me if you tend to trust it or tend not to trust it: [OUR COUNTRY]'s parliament
 Answer: Total "trust" (%)



Gender

Trust in the European Parliament

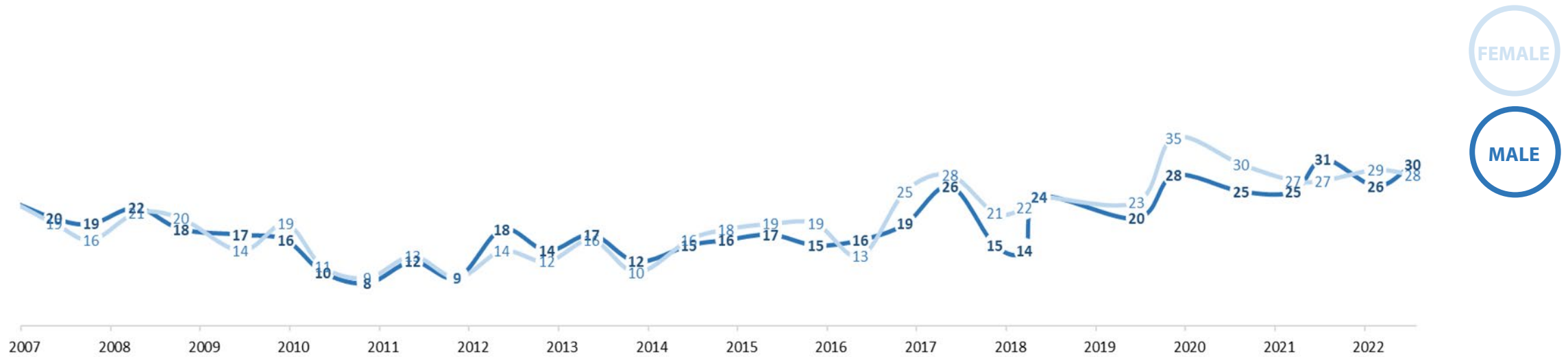


Please tell me if you tend to trust or tend not to trust these European institutions: the European Parliament
 Answer: Total "trust" (%)



Gender

Trust in the national parliament

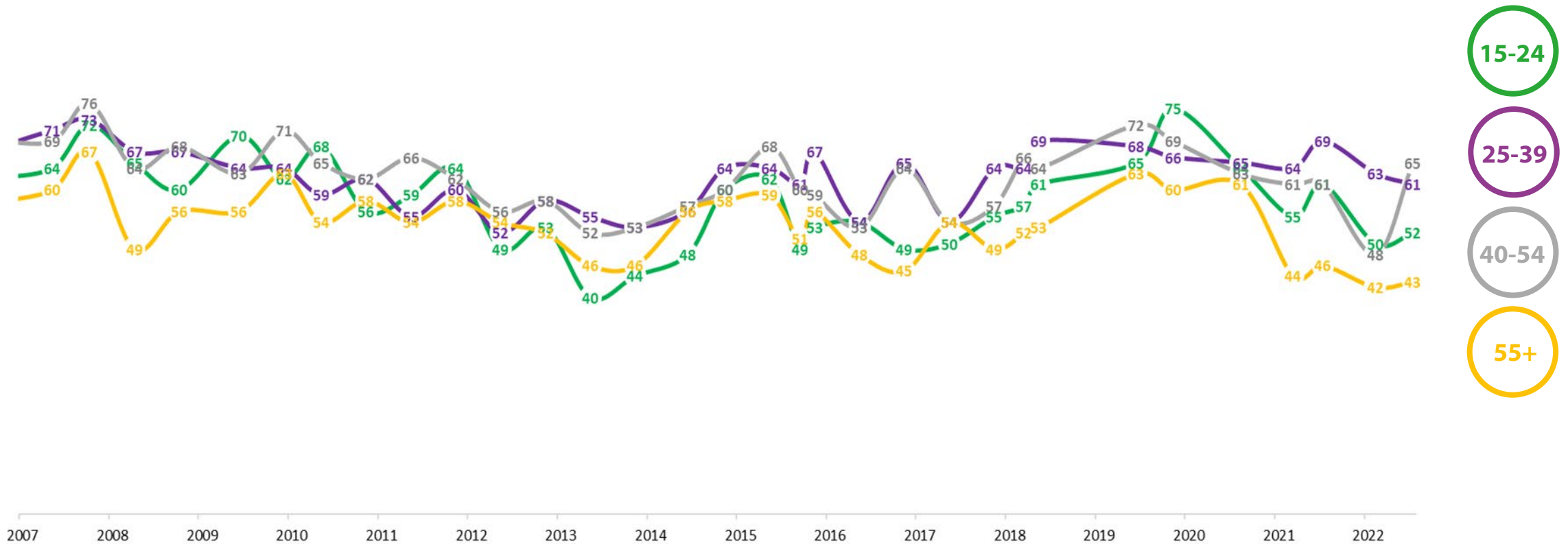


Please tell me if you tend to trust it or tend not to trust it: [OUR COUNTRY]'s parliament
Answer: Total "trust" (%)



Age

Trust in the European Parliament

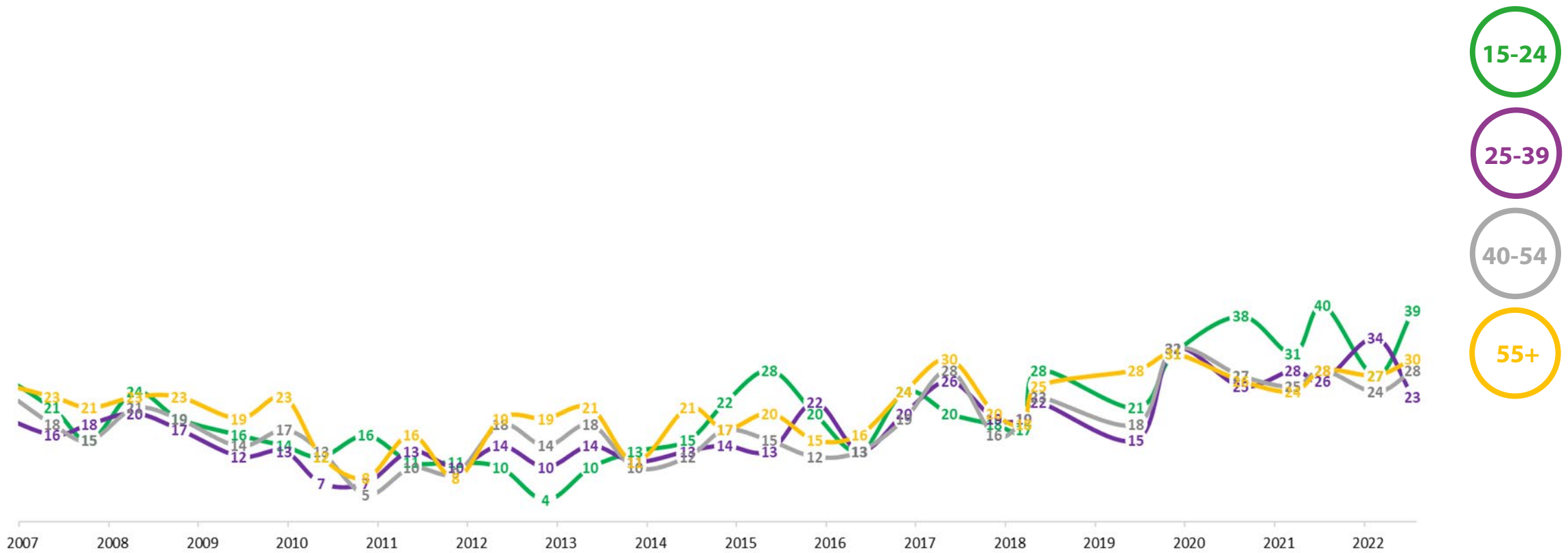


Please tell me if you tend to trust or tend not to trust these European institutions: the European Parliament
 Answer: Total "trust" (%)



Age

Trust in the national parliament



Please tell me if you tend to trust it or tend not to trust it: [OUR COUNTRY]'s parliament
 Answer: Total "trust" (%)



Sources

Year	Reference	Title	Fieldwork Dates
2007	ST67	Standard Eurobarometer	April-May 2007
	ST68	Standard Eurobarometer	Sept.-Oct. 2007
2008	ST69	Standard Eurobarometer	March-April 2008
	ST70	Standard Eurobarometer	October 2008
2009	ST71	Standard Eurobarometer	June 2009
	ST72	Standard Eurobarometer	Nov.-Dec. 2009
2010	ST73	Standard Eurobarometer	May 2010
	ST74	Standard Eurobarometer	November 2010
2011	ST75	Standard Eurobarometer	May 2011
	ST76	Standard Eurobarometer	November 2011
	EB76.3	Parlemeter	November 2011
2012	ST77	Standard Eurobarometer	May 2012
	EB77.4	Two years to go to the 2014 European elections	June 2012
	ST78	Standard Eurobarometer	November 2012
2013	EB78.2	Parlemeter	Nov.-Dec. 2012
	ST79	Standard Eurobarometer	May 2013
2014	EB79.5	One year to go to the 2014 European elections	June 2013
	ST80	Standard Eurobarometer	November 2013
	ST81	Standard Eurobarometer	May-June 2014
2015	ST82	Standard Eurobarometer	November 2014
	EB82.4	Parlemeter	Nov.-Dec. 2014
	ST83	Standard Eurobarometer	May 2015
2016	EB84.1	Parlemeter	September 2015
	ST84	Standard Eurobarometer	November 2015
	ST85	Standard Eurobarometer	May 2016
2016	EB86.1	Parlemeter	Sept.-Oct. 2016
	ST86	Standard Eurobarometer	November 2016

Year	Reference	Title	Fieldwork Dates
2017	EB87.1	Two years until the 2019 European elections	March 2017
	ST87	Standard Eurobarometer	May 2017
	EB88.1	Parlemeter	Sept.-Oct. 2017
	ST88	Standard Eurobarometer	November 2017
2018	EB89.2	Delivering on Europe	April 2018
	ST89	Standard Eurobarometer	March 2018
	ST90	Standard Eurobarometer	May 2018
	EB90.1	Parlemeter	Sept. 2018
2019	EB91.1	Closer to the Citizens, Closer to the Ballot	Feb.-March 2019
	ST91	Standard Eurobarometer	June 2019
	EB92.2	Parlemeter	October 2019
	ST92	Standard Eurobarometer	November 2019
2020	ST93	Standard Eurobarometer	July-Aug. 2020
	EB94.2	Parlemeter	Nov.-Dec. 2020
2021	ST94	Standard Eurobarometer	Feb.-March 2021
	EB95.1	Resilience and Recovery	March-April 2021
	ST95	Standard Eurobarometer	June-July 2021
	EB96.1	Future of Europe 2021	Sept.-Oct. 2021
	EB96.2	Defending Democracy Empowering Citizens	Nov.-Dec. 2021
2022	ST96	Standard Eurobarometer	Jan.-Feb. 2022
	EB97.3	Rallying around the European flag	April-May 2022
	ST97	Standard Eurobarometer	June-July 2022
	EB98.1	Parlemeter	Oct.-Nov 2022



Technical specifications

Population:

Around 1000 respondents (15 years old +) per survey

Methodology:

Face-to-face – Eurobarometer surveys carried out by Kantar

Margin of error:

For this sample size the actual percentage would vary within the following intervals:

Percentages observed	10% or 90%	20% or 80%	30% or 70%	40% or 60%	50%
Margin of error	+/- 1.9 points	+/- 2.5 points	+/- 2.8 points	+/- 3.0 points	+/- 3.1 points

Example:

If a result is given in this document as 30%, the actual percentage across the whole population might vary between 27.2% and 32.8%.



Public Opinion Monitoring Unit | DG COMM

✉ public.opinion.monitoring@ep.europa.eu

🐦 [@EP_trends](https://twitter.com/EP_trends)

🌐 [Eurobarometer | EU](#) · [Eurobarometer | At your service \(EP\)](#)

