

# PLENARY INSIGHTS

## Public opinion at a glance

April 2025



Each plenary session, DG Communication's Public Opinion Monitoring Unit (POMU) provides Members with relevant public opinion data on key agenda topics.

Many findings of the current edition stem from our brand-new [Winter 2025 Eurobarometer survey](#), released last week. Conducted in all Member States in January and February this year, the Parliament's Winter 2025 Eurobarometer reveals historic levels of approval for EU membership linked to peace and security. In a rapidly changing geopolitical environment, security and economic issues are at the forefront of citizens concerns.

- **Conclusions of the European Council meeting of 20 March 2025:** 74% of EU citizens say that their country has benefited from being a member of the EU which is the highest result on record for this question since it was first asked in 1983. The main reasons why respondents say their county benefit from EU membership is that the EU contributes to protecting peace and strengthening security (35%). Two thirds of EU citizens (66%) want the EU to take a more important role in protecting them against global crises and security risks in the future. ([EP Eurobarometer Winter Survey 2025](#)).
- **EU Preparedness Union Strategy:** Nearly half (47%) of EU citizens say they have a flashlight or candles accessible, while more than a third (36%) keep a home pharmacy for emergencies. Around three in ten (29%) keep an emergency supply stock or pack of drinks or food, while around one in five keep an emergency supply of water for cooking and hygiene, or a battery-powered radio (both 20%). ([Eurobarometer survey on disaster risk awareness and preparedness](#))
- **New European Internal Security Strategy:** The fight against terrorism and crime remains a key issue for Europeans: 20% want the European Parliament make it a priority. The issue is most pressing for people in Sweden (40%), but also in Denmark (28%), Germany (26%), the Netherlands (26%) and France (25%). ([EP Eurobarometer Winter Survey 2025](#)).
- **Human rights and democracy in the world:** The protection of human rights in the EU and worldwide is the third most important value the citizens want the European Parliament to protect (22%), right after peace (45%) and democracy (32%) ([EP Eurobarometer Winter Survey 2025](#)). For young people (aged 16–30), respect for human rights is the most important principle of democracy (38%) ([Eurobarometer EU challenges and priorities: young Europeans' views](#)).

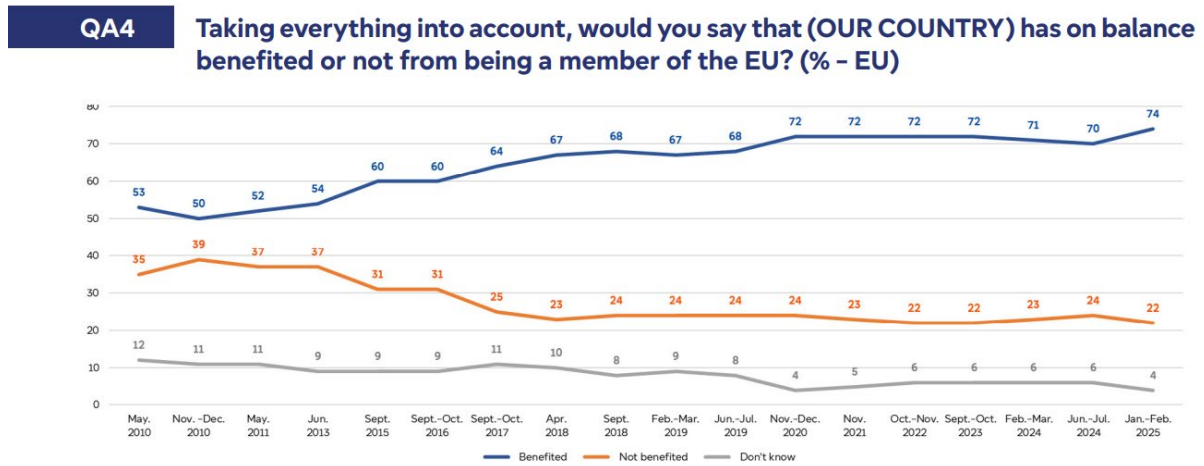
For more information on the topics covered in this edition, the methodology of our surveys or on additional services offered to Members by **DG COMM's Public Opinion Monitoring Unit**, please contact: [dgcomm-pom@europarl.europa.eu](mailto:dgcomm-pom@europarl.europa.eu)

 @EP\_Trends

# European Council Conclusions

On Tuesday 01 April, the European Parliament will assess the outcome of the 20 March European Council, with Presidents Antonio Costa and von der Leyen. The summit focused on the EU’s competitiveness, Ukraine, defence and security, the Middle East, the EU’s next long term budget, migration and multilateralism.

The EP’s new [Winter 2025 Eurobarometer survey](#) released last week shows that 74% of people say that their country has benefited from being a member of the EU. This is the highest result ever recorded in a Eurobarometer survey for this question since it was first asked in 1983. The main reasons why respondents say their county benefit from EU membership is that the EU contributes to protecting peace and strengthening security (35%, +3 pp since June-July 2024).

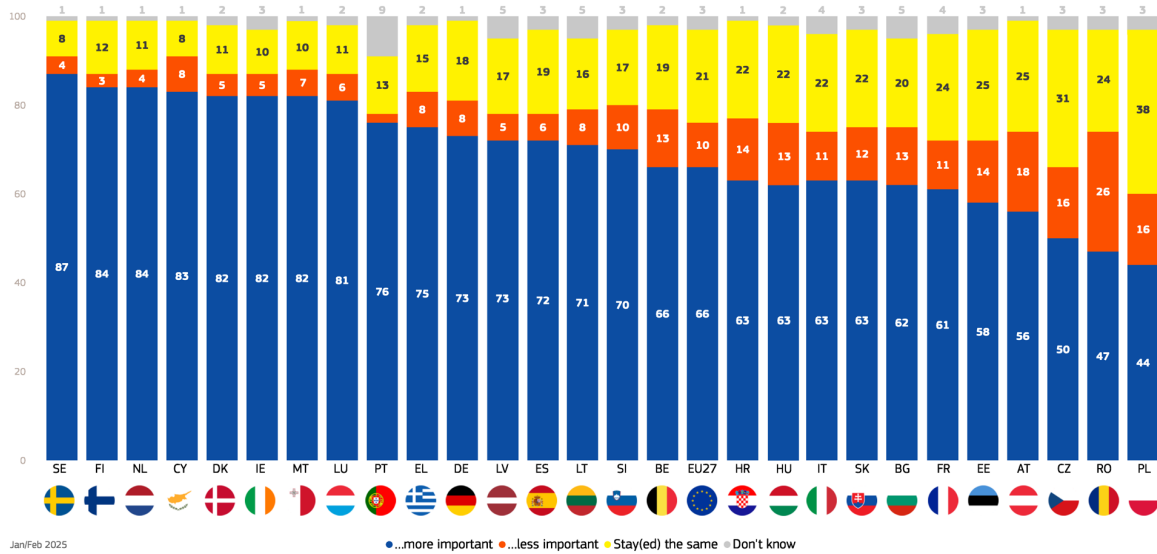


For more detailed information: [EP Eurobarometer Winter 2025 Survey \(March 2025\)](#)

66% of EU citizens want the EU to take a more important role in protecting them against global crises and security risks. This view is particularly strong amongst younger respondents to the survey (70%). At the national level, results for a stronger role of the EU range from 87% in Sweden to 47% in Romania and 44% in Poland.

## The role of the EU to protect in the future

QA12.2. Would you say that:-In the future, the role of the European Union to protect European citizens against global crises and security risks should become... (%)



For more detailed information: [EP Eurobarometer Winter 2025 Survey \(March 2025\)](#)

To reinforce its position in the world, citizens say that the EU should focus on 'defence and security' (36%, -1 pp compared to February–March 2024) and 'competitiveness, economy and industry' (32%, +5 pp). These two areas are followed by 'energy independence, resources and infrastructures' (27%, -3 pp), 'food security and agriculture' (25%, -5 pp) and 'education and research' (23%, +1 pp).

## EU focus areas to reinforce its position in the world

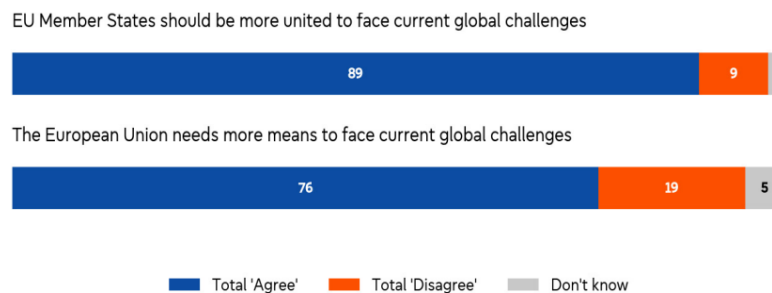
QA11ab. Thinking about the future, which of the following aspects should the EU focus on in order to reinforce its position in the world? Firstly? And then? (EU27) (%)



For more detailed information: [EP Eurobarometer Winter 2025 Survey \(March 2025\)](#)

Overwhelming majorities of Europeans think that 'EU Member States should be more united to face current global challenges' (89%), with results ranging from 98% in Malta and 97% in Denmark and Luxembourg, to 78% in Czechia and 75% in Romania. Three-quarters (76%) of Europeans believe that 'European Union needs more means to face current global challenges'. This question's results vary more widely across countries, from 92% in Finland, 91% in Cyprus and Malta, to 63% in Czechia and Slovakia and 61% in Slovenia. At the socio-demographic level, these views – and especially the one on means – are higher among younger citizens.

**QA13** To what extent do you agree or not with each of the following statements? (%)



For more detailed information: [EP Eurobarometer Winter 2025 Survey \(March 2025\)](#)

## EU Preparedness Union Strategy

On Tuesday 01 April, MEPs will discuss with the European Commission the Preparedness Union Strategy for better crisis response coordination, protecting essential services, stockpiling critical materials, and improved civil-military cooperation.

Respondents to the [Eurobarometer survey on disaster risk awareness and preparedness of the EU population](#) were asked about the measures they currently have in place to prepare themselves and their household for a disaster or emergency, and they were presented with a list of 13 possible preparedness measures as answer options. Respondents could select multiple answers. Percentages therefore represent the percentage of respondents who selected a specific answer. Respondents are most likely to prepare for emergencies by keeping a flashlight or candles, maintaining an emergency home pharmacy, or keeping an emergency stock of food or drinks. Nearly half (47%) the respondents say they have a flashlight or candles accessible, while more than a third (36%) keep a home pharmacy for emergencies. Around three in ten (29%) keep an emergency supply stock or pack of drinks or food, while around one in five keep an emergency supply of water for cooking and hygiene, or a battery-powered radio (both 20%). Close to one in five (18%) have agreed with family, friends on how to contact each other in the event of an emergency, while slightly lower proportions of respondents say they have made sure they have copies of their most important documents or have stored

them safely (16%). Around one in ten have signed up for alerts and warnings from emergency services or authorities (11%), or got informed on the response plan their city, region or country has for a disaster or emergency, for example procedures for evacuation, places to shelter or to get help (9%). Fewer than one in ten have prepared a grab-bag, in case they need to evacuate rapidly in an emergency; have participated in training or an exercise to learn how to react in an emergency (both 8%); have discussed common protective measures in their neighbourhood; or have invested in protective measures in their home (e.g. flood-proofed the electricity installation, cleared vegetation to protect against storms or fire) (both 7%). One in ten (10%) say they have made 'other' arrangements, while about the same proportion of respondents say they don't know (11%).

QC6. Below is a list of things you and your household, can do yourself to be prepared for a disaster or emergency. Please tell me which of these measures you currently have in place, if any? (MULTIPLE ANSWERS POSSIBLE) (EU27) (%)



Feb/Mar 2024

For more detailed information: [Eurobarometer on disaster risk awareness and preparedness of the EU population](#) (September 2024)

At the national level, substantial differences are observed between Member States. In 16 countries, at least half the respondents have a flashlight or candles accessible, most strikingly in Finland (90%), Sweden (87%), and Malta (74%). This is the most mentioned item in every EU Member State. Nonetheless, respondents are least likely to mention this measure in Italy (26%), Poland (30%), Croatia and Bulgaria (both 33%), and Hungary and Belgium (both 36%). In nine Member States, at least half the respondents say they keep

a home pharmacy for emergencies. Respondents are most likely to do so in Finland (63%), Malta (62%), and Austria (56%). This is the second most mentioned item in every Member State except Austria and the Netherlands, where it stands in third place. The lowest scores are registered in Poland (14%), Denmark and Ireland (both 20%), Italy (23%), and Hungary (24%). The only countries where more than half of respondents keep an emergency supply stock or pack of drinks and food are Austria (58%), Malta (52%), and Finland (51%). Respondents are least likely to have made such preparations in Poland (11%), Denmark and Portugal (both 14%), and Bulgaria (15%).

QC6. Below is a list of things you and your household, can do yourself to be prepared for a disaster or emergency. Please tell me which of these measures you currently have in place, if any? (MULTIPLE ANSWERS POSSIBLE) (%)

	EU27	AT	BE	BG	CY	CZ	DE	DK	EE	EL	ES	FI	FR	HR	HU	IE	IT	LT	LU	LV	MT	NL	PL	PT	RO	SE	SI	SK	
Have flashlight or candles accessible	47	67	36	33	57	63	59	53	66	67	46	90	45	33	36	49	26	66	66	54	45	74	68	30	50	40	87	59	55
Keep a home pharmacy for emergencies	36	56	33	27	47	50	50	20	49	55	37	63	37	28	24	20	23	54	52	43	62	32	14	39	29	53	46	39	
Keep an emergency supply stock(pack of drinks, food)	29	58	28	15	31	29	48	14	43	34	21	51	25	22	22	17	23	42	40	25	52	25	11	14	21	43	32	25	
Keep an emergency supply of water for cooking and hygiene	20	38	19	15	27	17	28	8	28	13	17	35	19	22	11	12	16	36	28	16	44	15	10	26	24	31	19	18	
Have a battery-powered radio accessible	20	41	11	10	24	30	28	20	37	16	18	49	19	23	21	20	9	24	18	20	39	26	9	12	20	48	32	23	
Agreed with family, friends on how to contact each other in case of an emergency	18	29	15	19	9	18	25	10	24	14	16	18	18	17	15	16	16	30	23	21	17	12	8	8	18	15	17	16	
Have made sure you have copies of your most important documents or have stored them safely	16	18	17	15	11	19	23	15	20	9	14	29	16	15	9	12	13	33	29	32	22	28	7	6	13	23	11	10	
Have signed up for alerts and warnings from emergency services or authorities	11	11	16	5	4	7	15	15	6	8	7	13	7	6	5	4	11	20	31	3	4	41	6	4	11	18	6	3	
Got informed on the response plan your city, region or country has for a disaster or emergency (e.g. procedures for evacuation, places to shelter or to get help)	9	10	11	4	6	5	9	3	11	2	6	19	10	8	6	4	15	7	12	6	2	5	9	3	9	20	12	4	
Have prepared a grab-bag, in case you need to evacuate rapidly in an emergency	8	8	10	8	7	4	6	2	8	6	8	4	9	10	7	3	12	8	10	9	5	4	7	6	9	7	7	4	
Have participated in a training or exercise, to learn how to react in an emergency	8	12	11	4	10	6	5	8	14	5	8	24	9	7	5	4	9	6	19	6	12	14	4	5	7	20	8	5	
Discussed common protective measures in your neighbourhood	7	16	6	7	9	5	7	3	7	6	6	9	9	10	8	4	8	6	9	6	3	2	4	7	5	6	10	6	
Have invested in protective measures in your home (e.g. flood-proofed the electricity installation, cleared vegetation to protect against storms or fire)	7	10	10	6	10	7	7	6	13	15	5	17	5	8	5	4	10	3	8	4	7	8	7	4	11	8	9	4	
Other	10	5	13	7	12	8	7	16	11	9	10	2	9	17	10	12	13	8	9	11	6	11	12	14	9	6	10	7	
Don't know	11	6	8	18	7	10	6	16	4	6	14	2	16	12	16	20	13	6	5	12	6	4	20	11	5	4	2	7	

1st Most Frequently Mentioned Item  
 2nd Most Frequently Mentioned Item  
 3rd Most Frequently Mentioned Item

Feb/Mar 2024

For more detailed information: [Eurobarometer on disaster risk awareness and preparedness of the EU population](#) (September 2024)

Respondents were also invited to imagine a scenario in which a major natural disaster or emergency strikes the area where they live, with widespread damage, no running water, no electricity, disrupted supply chains and no immediate aid from emergency services. They were asked to estimate how long they might be able to meet certain basic needs, such as water, medical treatment or meals. This question seeks to measure how long respondents estimate that they would be able to cope in the event of a disaster without immediate aid from emergency services. One in three respondents could continue medical treatment for more than 7 days in the event of interrupted medicine supplies. Three in ten could provide meals for 4 to 7 days during food transportation disruptions. Three in ten could use alternative cooking and heating sources for a day or less in the event of gas service interruptions, to mention just some results.

QC7. Imagine that a major natural disaster or other emergency strikes the area where you live. There is widespread damage. There is no running water, electricity and supply chains are disrupted. It may take a while before emergency services can access this area and deliver basic supplies to people. Please think about each of the following situations (EU27) (%)

If you require regular medical treatment or need to manage chronic conditions, how many days could you continue treatment if there were a disruption in the supply of medicines



If there were disruptions in the transportation of food to your area, how many days could you continue to provide meals for your household



If gas services were disrupted, how many days could you continue cooking meals and heating your home or water with alternative sources



If tap water services were disrupted in your area, how many days could you meet your water needs for drinking, cooking, and personal hygiene



If electricity services were interrupted, for how many days could you continue to power essential appliances and lighting in your home



● More than 7 days ● 4 - 7 days ● 2 - 3 days ● 1 day or less ● Not applicable (SPONTANEOUS) ● Don't know

Feb/Mar 2024

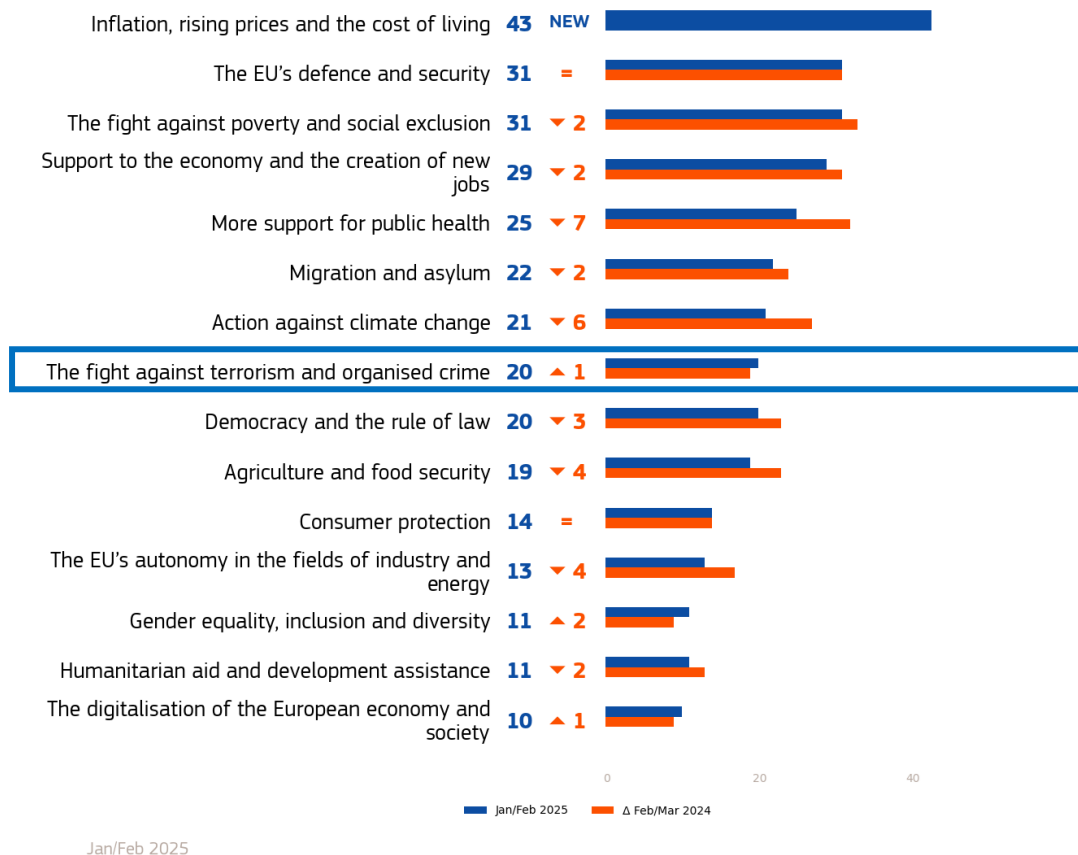
For more detailed information: [Eurobarometer on disaster risk awareness and preparedness of the EU population](#) (September 2024)

## New European Internal Security Strategy

On Tuesday 01 April, the European Parliament will debate the proposal on the New European Internal Security Strategy. As a core component of the strategy, the Commission defines a new way forward on internal security with actions in key areas such as organised crime and terrorism and the prevention of violent radicalisation. Results of last week's [Eurobarometer Winter 2025 Survey](#) by the European Parliament show that protecting citizens from crime and terrorism is an important issue for the people in Europe.

In the survey, people were asked which topics they would like to be addressed by the European Parliament; four answers were possible. 20% of the respondents chose "the fight against terrorism and organized crime". This means that it is in a shared eighth rank of fifteen items.

QA8ab. Which of the following topics would you like to see addressed in priority by the European Parliament? Firstly? And then? (EU27) (%)

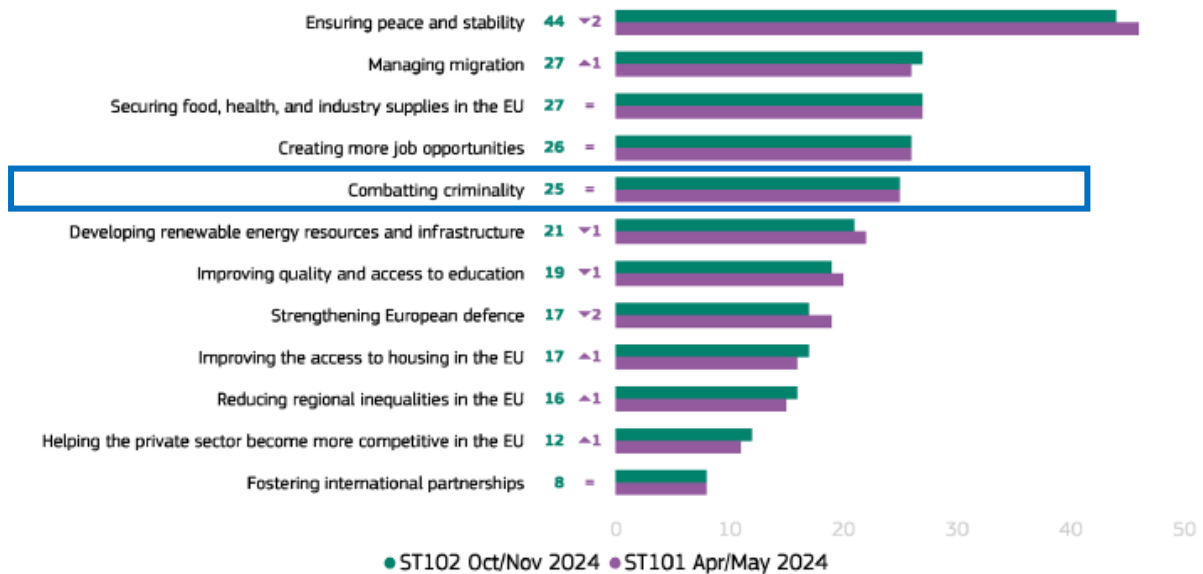


For more detailed information: [EP Eurobarometer Winter 2025 Survey \(March 2025\)](#)

There are strong differences between Member States in how much people emphasize the importance of fighting crime and terrorism. Sweden is the country in which by far the highest proportion of citizens wants to put this topic on the EP's agenda (40%). Other countries in which internal security is regarded as important are Denmark (28%), Germany (26%), the Netherlands (26%) and France (25%). In the Baltic countries, this is not the case: Estonia (9%), Lithuania (9%) and Latvia (8%) are at the end of the list.

When asked about short-term benefits of possible EU actions, citizens think that combatting crime is an area where progress can be impactful. In the [EC Standard Eurobarometer - Autumn 2024](#), the question was asked: Which of the following actions at the EU level do you think would have the highest positive impact on your life in the short term, i.e. in the next year? At 25%, combatting criminality ranks fifth on the list of actions, only 2 pp below the shared second rank (migration and food & health supply, both at 27%) and 1 pp below creating more job opportunities. The most mentioned topic in terms of short-term positive impact is, by a large margin, ensuring peace and stability (44%).

QB7ab. Which of the following actions at the EU level do you think would have the highest positive impact on your life in the short term, i.e. in the next year? First? And then? (EU27) (%)



ST102 Oct/Nov 2024

For more detailed information: [EC Standard Eurobarometer - Autumn 2024](#) (November 2024)

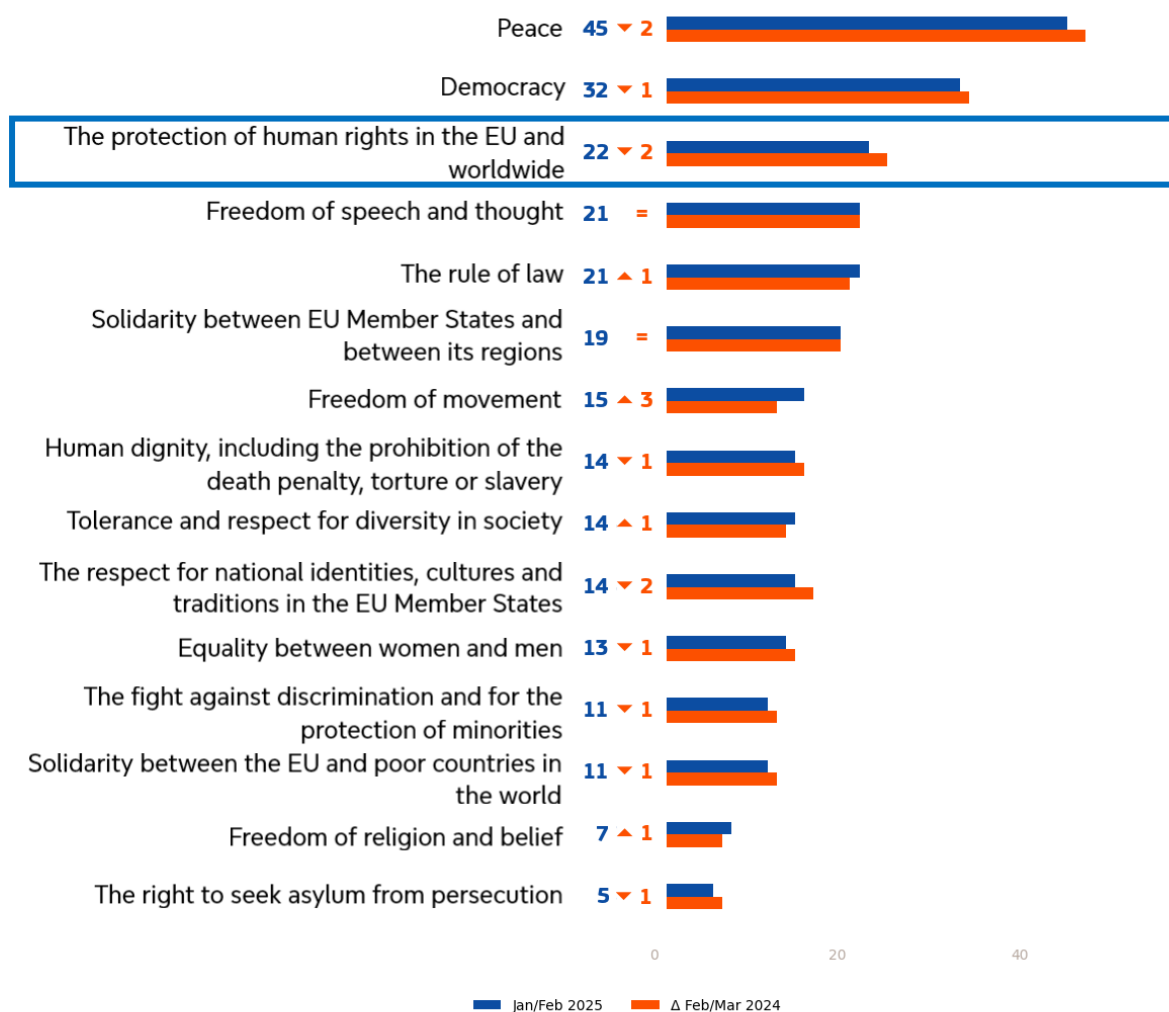
Also for this question, the people in Sweden are most concerned about criminality – 44% include it among the three possible picks of action. Other countries where citizens regard combatting crime as impactful for their own lives are Belgium (34%), Luxembourg (33%) and France (32%). Again, this is almost a non-issue for people in Estonia (8%), Lithuania (11%) and Latvia (11%).

## Human rights and democracy in the world

On Tuesday, 01 April, MEPs will debate the issue of human rights and democracy in the world and the European Union’s policy on the matter. The EP’s [Eurobarometer Winter 2025 Survey](#) shows that citizens regard the protection of human rights as essential.

When people were asked which values the EP should defend with priority (three answers were possible), the protection of human rights in the EU and worldwide ranked third out of 15 possible answer categories. 22% of the respondents chose this item, only trailing peace (45%) and democracy (32%), but ahead of both freedom of speech and thought and the rule of law (both 21%)

QA9ab. In your opinion, which of the following values should the European Parliament defend as a matter of priority? Firstly? And then? (EU27) (%)



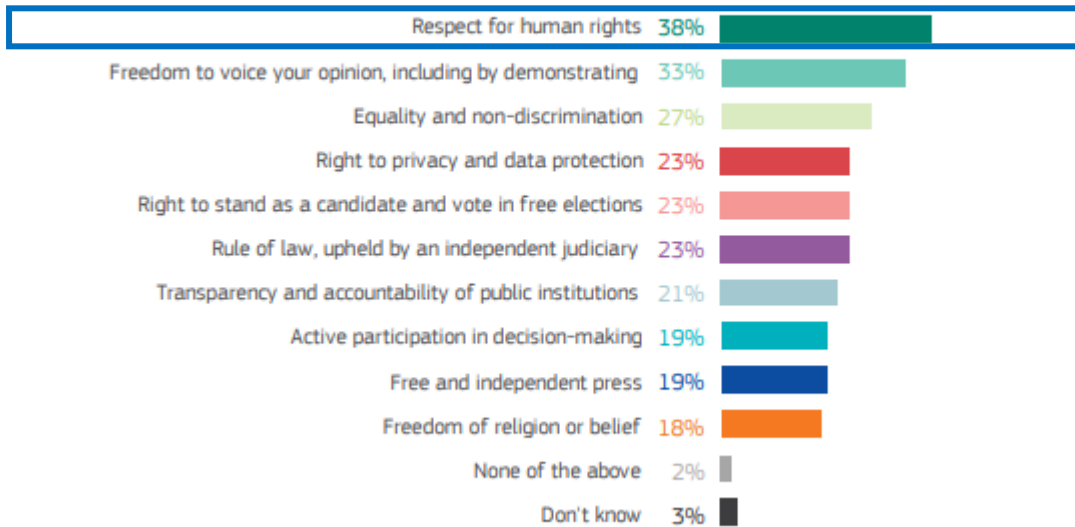
Jan/Feb 2025

For more detailed information: [EP Eurobarometer Winter 2025 Survey \(March 2025\)](#)

People in Sweden put most emphasis on this value (42%), followed by those in Cyprus and in the Netherlands (both 31%). In Bulgaria (17%) and Poland (18%), the lowest proportion of people regard this topic as important.

The recently published [Eurobarometer survey on EU challenges and priorities: young Europeans' views](#) shows that for people between 16 and 30 years of age, the respect for human rights is the primary principle of democracy – 38% of them choose it among the most important ones. Freedom to voice your opinion (33%) and equality and non-discrimination (27%) follow in the order of importance.

**Q10** Democracy is based on a number of principles, several of which are shown below. Which ones, if any, do you find most important? Please select up to three answers. [MULTIPLE ANSWERS]



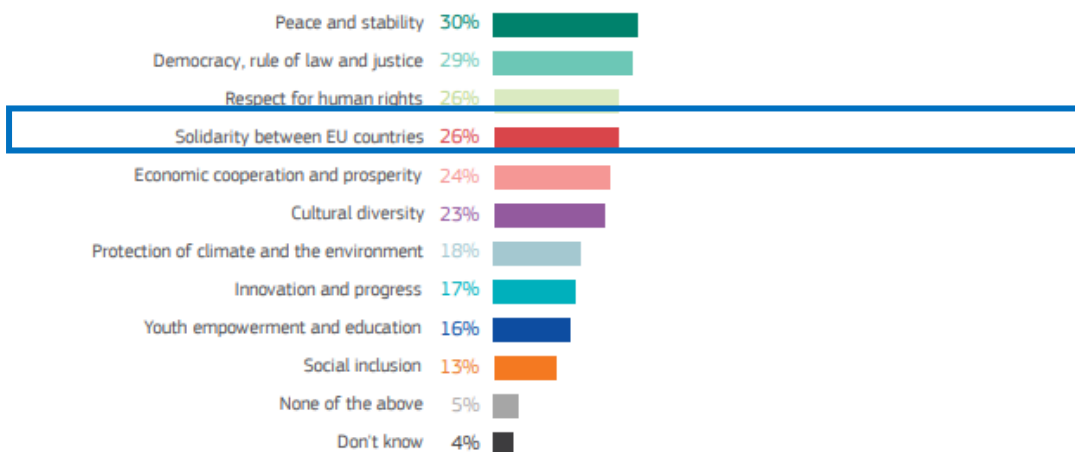
(%, EU27) Base: n=25 933 – All respondents

For more detailed information: [Eurobarometer survey on EU challenges and priorities: young Europeans' views \(March 2025\)](#)

Respect for human rights is the top-ranking principle in 16 Member States. The proportion of people selecting this principle ranges from 16% in Malta to 51% in Czechia.

Young people think that respecting human rights is part of the EU's fabric. When asked which idea represents the EU best, respect for human rights is chosen by 26% – a shared third place in the ranking (together with solidarity between EU countries). In first place is peace and stability (30%), followed by democracy, rule of law and justice (29%).

**Q4** In your opinion, which of the following represent the EU the best? Please select up to three answers. [MULTIPLE ANSWERS]



(%, EU27) Base: n=25 933 – All respondents

For more detailed information: [Eurobarometer survey on EU challenges and priorities: young Europeans' views \(March 2025\)](#)