



DECISION NO 19-I-3
OF THE ADMINISTRATIVE BOARD
OF THE EUROPEAN FISHERIES CONTROL AGENCY
of 10 April 2019
concerning the Annual Report of EFCA for year 2018

THE ADMINISTRATIVE BOARD OF THE EUROPEAN FISHERIES CONTROL AGENCY

Having regard to Council Regulation (EC) No 768/2005 of 26 April 2005¹ establishing a European Fisheries Control Agency (hereinafter referred to as 'EFCA'), and in particular Article 23(2)(b) thereof,

Having regard to the Financial Regulation of EFCA (AB Decision No 13-W-09 of 31 December 2013), and in particular Article 47 thereof,

Having regard to the proposal from the Executive Director of EFCA,

Whereas:

- (1) The Administrative Board shall adopt, by 30 April each year, the general report of EFCA for the previous year.
- (2) The Agency shall undertake an annual assessment of the effectiveness of each joint deployment plan, as well as an analysis, on the basis of available evidence, of the existence of a risk that fishing activities are not compliant with applicable control measures.
- (3) The authorising officer shall report to the Administrative Board on the performance of his/her duties in the form of an annual activity report and the Administrative Board shall send to the budgetary authority and the Court of Auditors an analysis and an assessment of the authorising officer's report on the previous financial year that shall be included in the annual report of EFCA.
- (4) The Administrative Board shall forward the report to the European Parliament, the Council, the Commission, the Court of Auditors and the Member States and the report shall also be made public,

HAS DECIDED AS FOLLOWS:

Article 1

The Annual Report of the European Fisheries Control Agency for year 2018 attached in the Annex is herewith adopted.

Article 2

This report shall be forwarded to the European Parliament, the Council, the Commission, the Commission Internal Audit Service, the Court of Auditors and the Member States. This report shall also be made public on the Agency's website.

¹ OJ L 128, 21.5.2005, p. 1. Regulation as last amended by Regulation (EU) 2016/1626 (OJ L 251, 16.9.2016, p. 80).

Article 3

This decision shall take effect on the day of its adoption.

Done at Vigo on 10 April 2019

[Signed]
Reinhard Priebe
Chair of the Administrative Board

ANNEX

Annual Report of EFCA for year 2018



EUROPEAN FISHERIES CONTROL AGENCY

ANNUAL REPORT 2018



Legal basis:

Articles 14 and 23(2)(b) of Council Regulation (EC) No 768/2005¹, Article 47 of the Financial Regulation of the European Fisheries Control Agency (EFCA)².

¹ OJ L 128, 21.5.2005, p. 1. Regulation as last amended by Regulation (EU) 2016/1626 (OJ L 251, 16.9.2016, p. 80).

² AB Decision No 13-W-09 of 31 December 2013.



Table of Contents

FOREWORD BY THE CHAIR OF THE ADMINISTRATIVE BOARD	6
EXECUTIVE SUMMARY BY THE EXECUTIVE DIRECTOR	7
ADMINISTRATIVE BOARD'S ANALYSIS AND ASSESSMENT	11
PART I. ACHIEVEMENTS OF THE YEAR	13
1.1. MULTIANNUAL PROGRAMME 2018-2020.....	13
1.2. ANNUAL WORK PROGRAMME 2018	18
1.2.1. OPERATIONAL ACTIVITIES	18
1.2.1.1. Joint Deployment Plans, Operational Plans and Pilot Projects (Objectives 1-2).....	18
1.2.1.2. Risk assessment and data analysis (Objective 3).....	34
1.2.1.3. International dimension: compliance with international provisions (Objectives 4-5).....	45
1.2.1.4. Coast Guard and Capacity Building (Objective 6).....	50
PART II. HORIZONTAL SUPPORT	59
2.1. Communication (Objective 7).....	59
2.2. Governance and representation (Objectives 8-10)	62
2.3. Budgetary and financial management (Objective 11)	65
2.4. Human Resources (HR) management.....	67
2.5. Budget implementation tasks entrusted to other services and entities	71
2.6. Procurement	71
2.7. IT.....	71
2.8. Information Security Management	72
2.9. Facilities	72
2.10. Data protection and access to documents	73
PART III. BLOCKS OF ASSURANCE	74
3.1. Assessment by management.....	74
3.2. Internal Control System	75
3.3. Legality and Regularity of transactions	77
3.3.1. Ex-ante and ex-post controls	77
3.3.2. Nonconformity management procedure.....	77
3.4. Risk Management.....	78
3.5. Assessment of audit results during the reporting year	79



3.5.1.	Internal Audit Service (IAS).....	79
3.5.2.	European Court of Auditors (ECA) and External Auditor.....	79
3.5.3.	External Evaluations	79
3.6.	Follow up of audit plans, audits and recommendations.....	80
3.7.	Follow up of observations from the Discharge authority.....	81
PART IV. MANAGEMENT ASSURANCE	82
4.1.	Review of the elements supporting assurance.....	82
4.2.	Reservations and overall conclusion on assurance	82
4.2.1.	Statement of the Internal Control Coordinator.....	83
4.2.2.	Declaration of Assurance	84
ANNEXES	85
ANNEX I: MULTIANNUAL PROGRAMME – STRATEGIC MULTIANNUAL OBJECTIVES 2018-2020		85
ANNEX II: CORRESPONDENCE ANNUAL OBJECTIVES 2018-2020		87
ANNEX III: AWP 2018 TABLES PER OBJECTIVE.....		89
ANNEX IV: OPERATIONAL ACTIVITIES: DETAILED INFORMATION.....		109
North Sea JDP		109
Baltic Sea JDP		116
Western Waters JDP		123
NAFO JDP.....		146
NEAFC JDP		149
Mediterranean JDP		152
Black Sea Operational Plan		158
Training activities in 2018.....		161
Coast Guard Common report of the Annual Strategic Plan		162
Coast Guard Event		166
ANNEX V: STATISTICS ON FINANCIAL MANAGEMENT.....		172
ANNEX VI: ORGANISATIONAL CHART		177
ANNEX VII: ESTABLISHMENT PLAN		178
ANNEX VIII: INFORMATION ON ENTRY LEVELS FOR EACH TYPE OF POST.....		179
ANNEX IX: HUMAN RESOURCES BY JOB TYPE		181
ANNEX X: PROCUREMENT		182
ANNEX XI: ADMINISTRATIVE BOARD DECISIONS.....		183
ANNEX XII: MATERIALITY CRITERIA.....		184



ANNEX XIII: ANNUAL ACCOUNTS..... 185

ANNEX XIV: EXECUTIVE DIRECTOR KPIS..... 186

ANNEX XV: LIST OF THE MOST RELEVANT ACRONYMS AND
ABBREVIATIONS 187

ANNEX XVI: LIST OF TERMS AND PROJECTS 190



FOREWORD BY THE CHAIR OF THE ADMINISTRATIVE BOARD

This Annual Report depicts the activities the European Fisheries Control Agency (EFCA) has undertaken in 2018 supporting the implementation of the Common Fisheries Policy (CFP) and contributing to the European Coast Guard cooperation.

2018 was a year of intense activity, marking the tenth anniversary of the EFCA in Spain (Vigo). Throughout last year, EFCA has combined its core tasks of operational coordination and fisheries control with its contribution to the EU Coast Guard cooperation.

In its primary role, organising operational coordination of fisheries control and inspection activities by the Member States and assisting them to comply with the CFP rules, EFCA has contributed to create a level playing field for better compliance. In fact, the level of inspection activity coordinated by EFCA increased last year. In cooperation with the Member States and the European Commission, through its joint deployment plans and the application of standardised methodologies, EFCA has significantly contributed to a more uniform and efficient implementation of the CFP rules.

With regards to the support to national authorities in coast guard functions, EFCA hosted the first Annual European Coast Guard event in La Toja, Spain, and continued to coordinate the Capacity Building and Risk Assessment cooperation areas. In the areas of Surveillance and Communication services, Capacity Sharing and Sharing of information, EFCA has played a supportive role.

Regarding the international dimension of the CFP, EFCA has assisted the European Union in cooperating with developing countries and with international fisheries organisations to help combat illegal fishing. In 2018, the five-year EU funded development project PESCAO kicked off, including a component aiming at improving the fight against Illegal, Unregulated and Unreported (IUU) fishing activities in Western Africa, contributing to sustainable fisheries management and the reduction of food insecurity in the region. As part of this project, EFCA provides technical assistance.

Another important area in EFCA's work is training, as a capacity building tool. In 2018, EFCA continued to provide training to Member States' inspectors and to promote exchanges between Member States' inspectors. Moreover, EFCA has provided support to Member States' training on request, in cooperation with other EU agencies and through e-learning.

Finally, as chair of the Administrative Board, I would like to express my gratitude to institutions and partners without whom it would not have been possible to achieve EFCA's objectives of ensuring a uniform and effective application of the management and conservation rules and of contributing to the EU Coast Guard cooperation. These are the European Commission, the fisheries administrations of the EU Member States, Frontex and EMSA, as well as Regional Fisheries Management Organisations with which EFCA cooperates and its African partners, the Sub-Regional Fisheries Commission (SRFC) and the Fisheries Committee for the West Central Gulf of Guinea (FCWC).



EXECUTIVE SUMMARY BY THE EXECUTIVE DIRECTOR

In 2018, EFCA achieved a high level of performance in brokering operational coordination amongst Member States, while assisting the European Commission, in fisheries monitoring, control and surveillance measures.

The success in the level of performance is significant considering the backdrop of a recent increase in competencies and the overall level of activity for EFCA. On the whole, the implementation of EFCA activities in 2018 shows a strong and consistent trend, with an overall 5% increase in the completion of the Annual Work Programme (AWP) activities' rate of 98% in 2018 compared with 93% in 2017.

Following the comments from the Administrative Board in its meeting on 14 March 2018³, the Annual Report (AR) 2018 has been streamlined. It mirrors the new structure of the draft PD 2020 and embeds the requirements laid down in the Commission guidelines and template for the Consolidated Annual Activity Report.

Highlights of EFCA's efforts in the promotion of collaborative efforts within its competencies include the following:

- Through the use of **Joint Deployment Plans (JDPs)** and **Operational Plans coordination** EFCA has provided assistance to Member States and the European Commission in the area of control, inspection and surveillance. Specifically, the activity was centred on joint coordination and enhancing the potential of national enforcement services in the application of CFP rules in a uniform and effect manner. As a result, this has contributed to Member States making optimal use of human and other resources. In 2018, the cooperative efforts have led to 26,922 coordinated inspections, an increase in comparison to 2017 (20,956), and 714 suspected infringements detected, a decrease compared to 2017 (833).

Following the JDPs 2017 – Cost Assessment Report, the overall cost evaluation for implementing JDPs in 2017 rose to €69,900,000 with an increase, compared to 2016, of +33%. In general, the increase of costs in 2017 is linked to higher control effort at sea and from air surveillance. For the Mediterranean, the overall increase was the consequence of the contracted patrol vessels in cooperation with EMSA and Frontex and the air-based surveillance in cooperation with Frontex.

The JDPs continued to be a platform for information exchange and for collecting reference data on catch composition, which are key inputs for risk assessment and contribute to compliance evaluation. The priority risks for non-compliance were identified regarding provisions of the landing obligation (LO), misrecording of catches and technical measures. Risk assessment of non-compliance with the LO was conducted for all areas in a joint exercise with the Member States and following the EFCA standard methodology including species not falling under a JDP upon Control Expert Groups' (CEGs) request.

The current SCIPs expired in 2018, EFCA cooperated with the Commission and the Member States to further develop the new SCIP model.

EFCA reinforced the cooperation with the **Control Expert Groups** of the main regional bodies created by Member States in the framework of regionalisation. In relation to efforts to promote an effective and efficient implementation of the **Landing Obligation (LO)**, EFCA, at the request of the CEGs and the European Commission, created a Technical Working Group (TWG) focusing on the definition of Remote Electronic Monitoring (REM) systems requirements and technical guidelines to monitor the implementation of the LO across EU waters. Furthermore, EFCA has progressed with the compliance evaluation exercise from a 2015-2017 data set with a focus on the LO and certain key species

In line with point 40 of the MEDFISH4EVER Declaration, EFCA has continued to cooperate with third countries in the Mediterranean to promote an effective level playing field in the area. The JDP

³ Minutes of the Administrative Board meetings held on 14 March and 10 October 2018, <https://www.efca.europa.eu/en/content/minutes>



control activities in the Strait of Sicily were implemented in cooperation with Tunisia and Algeria. As regards the Black Sea, EFCA participated in the Sofia High Level Conference, presenting the results of the Pilot project for the control of the turbot fisheries organised by EFCA in cooperation with the third countries concerned.

- The **Tripartite Working Agreement (TWA)**, between, EFCA, EMSA and Frontex, set the basis for the framework of cooperation on coast guard functions and other shared capabilities, leading to the development of a common annual strategic plan and specific Service Level Agreements for control means.

The participation of the three agencies together with the European Commission, strengthened the cooperation at EU and international level towards a **European coast guard capacity**.

In 2018, EFCA organised the first Annual European Coast Guard event in the context of the TWA. The event brought together the three agencies' Administrative Board members and related experts to identify potential areas of synergy and future cooperative activities among the agencies in support of Member States performing coast guard functions.

The cooperation with other European agencies to support Member States national authorities carrying out coast guard functions, is reflected in the fact that 83% of the operations implemented by EFCA chartered means were multipurpose operations, namely in the Mediterranean and the Baltic Sea.

EFCA deployed the chartered offshore patrol vessel without interruption for a year, fostered cooperation, promoted interoperability, transparency and information exchange among all stakeholders involved and contributed to the improvement of the execution rate for the exchanges of inspectors.

- To engender a **level playing field**, the secondment of EU inspectors to multinational inspection teams continued to be a key approach in facilitating the standardisation of inspection procedures among Member States. In 2018, there were regional workshops for JDP inspectors delivered by EFCA to this effect.

In order to make EFCA's training programmes on the **e-learning platform** more accessible for Member States' inspectors, EFCA offered the modules in 7 different languages other than English. At the end of 2018, 671 users from Member States, the European Commission, non-EU countries, EFCA and other EU Agencies staff were registered on the platform. A total of 1,496 inspectors and experts from EU and third countries were trained by EFCA.

EFCA also continued to develop and update the different training material to support the creation and implementation of a Sectoral Qualification Framework (SQF) for EU Coast Guard functions.

- In the **international** dimension of the Common Fisheries Policy, EFCA assisted the Commission to cooperate with third countries and international organisations dealing with fisheries such as the Regional Fisheries Management Organisations (NAFO, NEAFC, ICCAT and GFCM), to strengthen the operational coordination and compliance.

As part of the European Programme "Improved Regional Fisheries Governance in Western Africa" (PESCAO), EFCA engaged in capacity building activities with third countries such as the first "PESCAO Training for Trainers" course for 4 days in October 2018 in Vigo. Trainers from Western African countries in cooperation with two partner organisations, the Sub-Regional Fisheries Commission (SRFC) and the Fisheries Committee for the West Central Gulf of Guinea (FCWC), learned about EFCA's step by step methodology for inspection in port and at sea. Moreover, experts from the Agency participated to joint operations.

Similarly, with an external expert, EFCA started a legal mapping and analysis of the national and regional legislation related to the fight against IUU fishing in the PESCAO area, aiming to present a set of recommendations for SRFC and FCWC towards harmonising their national legal framework to meet international and Regional Fisheries Management Organisations standards.



In the fight against **IUU fishing activities**, EFCA supported the Commission by analysing a total of 435 catch certificates and 195 processing statements (Annex IV of Regulation (EC) 1005/2008) for 7 third countries.

At the end of 2018, the Pilot Project 'Modernising fisheries controls and optimising vessel monitoring through the use of innovative European systems' was concluded aimed at developing and testing a specific application for the verification of IUU catch certificate information on a global level.

- To maintain the highest standards of integrity, ethical conduct, professionalism and respect for fundamental rights, EFCA's Executive Director adopted the **Code of Conduct (CoC)**, applicable to all persons participating in EFCA activities carried out on EFCA chartered means.
- EFCA contributed to various **EU maritime surveillance technology** related initiatives such as the European Radio Navigation Plan (ERNP) and the Governmental Satellite Communication (GOVSATCOM) for the provision of secure satellite communications for government use.

EFCA has also been following updates as a member of the Technical Advisory Group (TAG) for the Common Information Sharing Environment (CISE), which aims to integrate existing surveillance systems and networks interoperable so that data and other information can be exchanged easily through the use of modern technologies.

- In relation to EFCA's information systems, these enabled the collection of data from each Member State providing details of their fishing vessels, catches and other such information. Overall, EFCA was sent Electronic Reporting System-logbook data from 3,557 vessels in 17 Member States and VMS data from different vessels, throughout all Member States. The volume of VMS messages by the **EFCA VMS** increased by 13.7% from 2017 with more than 34.7 million messages.
- From an **administrative** standpoint, EFCA has continued to benefit from efficiency-saving measures taken in the past. The project of e-Administration has included the implementation of systems such as Missions Integrated Processing System (MIPS), e-Invoicing, e-Submission, e-Request and Accrual Based Accounting (ABAC) Assets Order, among other efforts of rationalisation and paperless approach in the different financial processes. In 2018, EFCA has implemented ARES (Advanced Records System) and has worked on the on-boarding processes of AGM⁴ (for expert's reimbursements) and Sysper (the automation of HR processes).

There were further enhancements on the IT Governance Framework and the Digital Workplace. EFCA has started moving systems to the cloud such as the website and the e-learning platform.

In 2018, EFCA reached a level of 95% of financial transactions managed electronically. It also handled a 23% increase in payments transactions due to the increase in activity, without using additional resources.

- On data protection, the Agency worked towards ensuring the full and correct application of the new regulatory requirements for EU Institutions and bodies, which came into effect by the end of the year.
- EFCA continued to make improvements regarding the recommendations issued by the Administrative Board following the Five-Year Independent External Evaluation of EFCA (period 2012-16).

Finally, EFCA celebrated its 10th year anniversary in Spain (Vigo) gathering its closest stakeholders and partners. The Agency held an event on 9 October 2018 to mark the special occasion, coinciding with the Advisory and Administrative Board meetings, and organised a *Seminar on Fisheries Monitoring, Control and Surveillance measures and in the framework of the European Coast Guard cooperation* touching upon different issues of relevance for EFCA activities. Member States and the European Commission representatives, the Executive Directors of Frontex and the EU Satellite Centre, ICES President, the Permanent Secretary of the Sub-Regional Fisheries Commission, EFCA management and several renowned academics were among the speakers who addressed the audience. The

⁴ Advanced Gateway to your Meetings (AGM) is the European Commission's system for planning and organising meetings involving external experts.



milestones during these years were highlighted and positive feedback was received from all the speakers and attendees.

These achievements could not have been accomplished without the hard work of EFCA's staff. I would like to take this opportunity to thank them sincerely for their commitment and dedication. I would also like to acknowledge and express my gratitude to the Member States, European Commission, European Parliament, European agencies, third country partners and stakeholders, who have supported and contributed to the success of the EFCA mission.

The present report is addressed to the Administrative Board of EFCA, the different EU institutions, the EFCA stakeholders and the general public.



ADMINISTRATIVE BOARD'S ANALYSIS AND ASSESSMENT

The Administrative Board,

Having regard to Council Regulation (EC) No 768/2005 of 26 April 2005⁵,

Having regard to the Financial Regulation of the European Fisheries Control Agency of 31 December 2013 and in particular Article 47 thereof,

Having regard to the Multiannual work programme 2018-2020 and Annual work programme 2018 adopted by the Administrative Board on 18 October 2017⁶, as amended on 11 April 2018⁷,

Having regard to the comments from the Administrative Board in its meeting on 14 March 2018, the Annual Report 2018 has been streamlined. The activities have been grouped following the structure presented on the draft Programming document containing the Multiannual work programme 2020-2024 and the Annual work programme 2020,

Has analysed and assessed the Authorising Officer's (Executive Director's) Annual Report for the financial year 2018. The Administrative Board acknowledges the results achieved by EFCA and notes in particular the following:

1. The Annual Report 2018 provides a faithful and comprehensive account of the work undertaken by the Agency in 2018. It reflects the achievements of the Agency as set out in the Multiannual work programme 2018-2020 and in the Annual work programme 2018 adopted by the Administrative Board on 18 October 2017, and its subsequent amendment.
2. The absence of any open observations from the European Court of Auditors (ECA), the suitable follow-up of the observations from the European Parliament (EP) and the absence of Critical or Very Important recommendations from the Internal Audit Service (IAS).
3. The budget has been successfully implemented in 2018 with a 99.7% execution for commitments and 87.6% for payments.

EFCA received a total budget of €16.8 million, as a contribution from the General EU Budget for 2018, representing a decrease of 1.8% in respect of 2017. In addition, it received an ad-hoc grant for the Improved Regional Fisheries Governance in Western Africa (PESCAO) for a total of €2.5 million in 5 years, which granted EFCA with additional €0.6 million in 2018. As of the implementation of grants received in previous years, the pilot project "Modernising Fisheries Control and Optimising Vessel Monitoring through the use of innovative European Systems (MARSURV)" ended at the end of 2018 with an 88% of implementation.

The Agency implemented the new General Implementing Rules of the Staff Regulation without delay and promoted a policy of equal treatment aiming to have an optimal gender balance among its staff. On 31 December 2018, the overall percentage of female staff members was 44%. The percentage of female staff members excluding SNEs was 46%. The percentage of female staff grade AD8 or higher was 15 %.

EFCA adopted a Code of Conduct (CoC)⁸ applicable to all persons participating in EFCA activities carried out on EFCA chartered means urging them to comply with the highest standards of integrity, ethical conduct, professionalism and respect for fundamental rights.

⁵ OJ L 128, 21.5.2005, p. 1. Regulation as last amended by Regulation (EU) 2016/1626 (OJ L 251, 16.9.2016, p. 80).

⁶ Administrative Board Decision No 17-III-4 of the Administrative Board of the European Fisheries Control Agency of 18 October 2017 concerning the adoption of the EFCA Programming Document (PD) containing the Multiannual work programme 2018-2020 and the Annual work programme for year 2018 and of the Budget and the Establishment Plan of the European Fisheries Control Agency for year 2018

⁷ Administrative Board Decision No 18-W-I of the Administrative Board of the European Fisheries Control Agency of 11 April 2018 amending AB Decision No 17-III-4 of 18 October 2017 concerning the adoption of the Multiannual work programme 2018-2020 and the Annual work programme for year 2018 and of the Budget and the Establishment Plan of the European Fisheries Control Agency for year 2018.

⁸ ED Decision No 2018/027.



4. With reference to the operational activities, the following facts and figures were found specifically relevant:
- five Joint Deployment Plans and an Operational Programme, including the GFCM Pilot Project in the Black Sea and cooperation with GFCM contracting parties in the Strait of Sicily, were successfully implemented;
 - number of coordinated inspections⁹ (at sea and ashore): 26,922;
 - number of suspected infringements¹⁰ detected: 714;
 - the deployment of EFCA 's chartered vessel, Lundy Sentinel, fostered cooperation, promoted interoperability, transparency and information exchange among all stakeholders involved and contributed to the improvement of the execution rate for the exchanges of inspectors;
 - the collaboration with regional Control Expert Groups (Baltfish, Scheveningen, NWW and SWW) in support of CFP and LO implementation in areas such as risk assessment, cooperation with industry and compliance evaluation;
 - the progress made and the work carried out within the framework of cooperation on coast guard functions and the implementation of the Annual Strategic Plan, including the support to the development of a Sectoral Qualification Framework for fisheries and the organisation of the first Annual European Coast Guard event;
 - in the framework of PESCAO¹¹, EFCA contributed to the achievement of the overall objective of the PESCAO project, to enhance the contribution of fisheries resources to sustainable development, food security and poverty alleviation in West Africa. EFCA provided technical support to the Sub-Regional Fisheries Commission (SRFC), the Fisheries Committee for the Western Central Gulf of Guinea (FCWC) and their member countries, in a coordinated manner, using its experience in the EU context, and supported the EU Delegations in Accra and Dakar on technical aspects;
 - EFCA organised and contributed to 35 training events, a total of 1,496 officials (EU Member States and third countries) were trained (671 through e-learning);
 - EFCA developed and published on its e-learning platform interactive modules for Union inspectors in different languages;
 - the enhancement of capacity building instruments towards the future provision of a specific worldwide service that will support Member States authorities and the Union in their fight against Illegal, Unreported, and Unregulated fishing activities;
 - the availability of collaborative and data exchange tools (e.g. FISHNET).
5. The Agency commissioned new e-Administration application for optimising internal procedures, moving to paperless transaction and enhancing effectiveness.
6. The information provided in the Annual Report 2018 gives the Administrative Board reasonable assurance that the resources available to EFCA in 2018 were used for their intended purpose and in accordance with the principles of sound financial management.

Done at Vigo on 10th April 2019.

[Signed]

Reinhard Priebe
Chair of the Administrative Board

⁹ Provisional data based on the information provided by Member States up to 31 January 2019.

¹⁰ Provisional data based on the information provided by Member States up to 31 January 2019.

¹¹ Commission Decision C(2017) 2951 of 28 April 2017 on the Annual Action Programme 2017 (Part 1) in favour of Western Africa to be financed from the 11th European Development Fund.



PART I. ACHIEVEMENTS OF THE YEAR

1.1. MULTIANNUAL PROGRAMME 2018-2020

In accordance with its Founding Regulation¹², EFCA's overarching objective is *“to organise operational coordination of fisheries control and inspection activities by the Member States and to assist them to cooperate so as to comply with the rules of the Common Fisheries Policy in order to ensure its effective and uniform application”*.

In this regard, a level playing field and coordination and assistance for better compliance are considered the wider objectives of the Agency by the Administrative Board of EFCA¹³.

EFCA's multiannual framework is guided, *inter alia*, by:

- the EU priorities, namely "A new boost for jobs, growth and investment" within the Common Fisheries Policy, and "Towards a new policy on Migration" through the improvement of co-operation and co-ordination between national bodies and agencies carrying out coastguard functions;
- the implementation of the features of the Common Fisheries Policy;
- the recommendations issued by the Administrative Board following the Five Year Independent External Evaluation of the European Fisheries Control Agency on 21 June 2017;
- the Framework Financial Regulation (FFR);
- the Roadmap on the follow-up to the Common Approach on EU decentralised agencies.

In line with the comments from the Administrative Board in its meeting on 14 March 2018¹⁴, for ease of reading, the activities have been grouped following the structure presented on the draft Programming Document containing the Multiannual work programme 2020-2024 and the Annual work programme 2020¹⁵ (hereinafter draft PD 2020).

❖ Coordination and cooperation with Member States

EFCA is the European body responsible for organising operational coordination of fisheries control activities and providing assistance in that area to the Member States and the Commission.

The main methods for EFCA to assist Member States in the implementation of the control measures linked with the Common Fisheries Policy, through coordination of their efforts and promotion of cooperation, are:

- The Joint Deployment Plans¹⁶, established for fisheries/areas that are considered a priority by the European Commission and the Member States concerned. They can be referred to as:
 - EU waters to which a Specific Control and Inspection Programme¹⁷ adopted by the Commission in concert with the Member States applies, or

¹² Council Regulation (EC) No 768/2005 of 26 April 2005 establishing a European Fisheries Control Agency and amending Regulation (EEC) No 2847/93 establishing a control system applicable to the common fisheries policy. Regulation as last amended by Regulation (EU) 2016/1626 (OJ L 251, 16.9.2106, p. 80).

¹³ The Administrative Board of EFCA considering EFCA's founding regulation and the Five Year Independent External Evaluation of EFCA (2011-2015) issued a recommendation setting up as wider objectives to the Agency "the level playing field and coordination and assistance for better compliance; Recommendation adopted by the Administrative Board of EFCA on 15 March 2012, http://www.efca.europa.eu/pages/home/docs_basicdocs.htm.

¹⁴ Minutes of the Administrative Board meeting held on 14 March 2018, <https://www.efca.europa.eu/en/content/minutes>

¹⁵ Decision No 18-II-5 of the Administrative Board of the European Fisheries Control Agency of 10 October 2018 concerning the adoption of the draft Programming Document (PD) containing the Multiannual work programme 2020-2024 and the Annual work programme for year 2020.

Minutes of the Administrative Board meeting held on 10 October 2018, <https://www.efca.europa.eu/en/content/minutes>

¹⁶ See Part 1.2.1 Operational activities.

¹⁷ See Part 1.2.1 Operational activities.

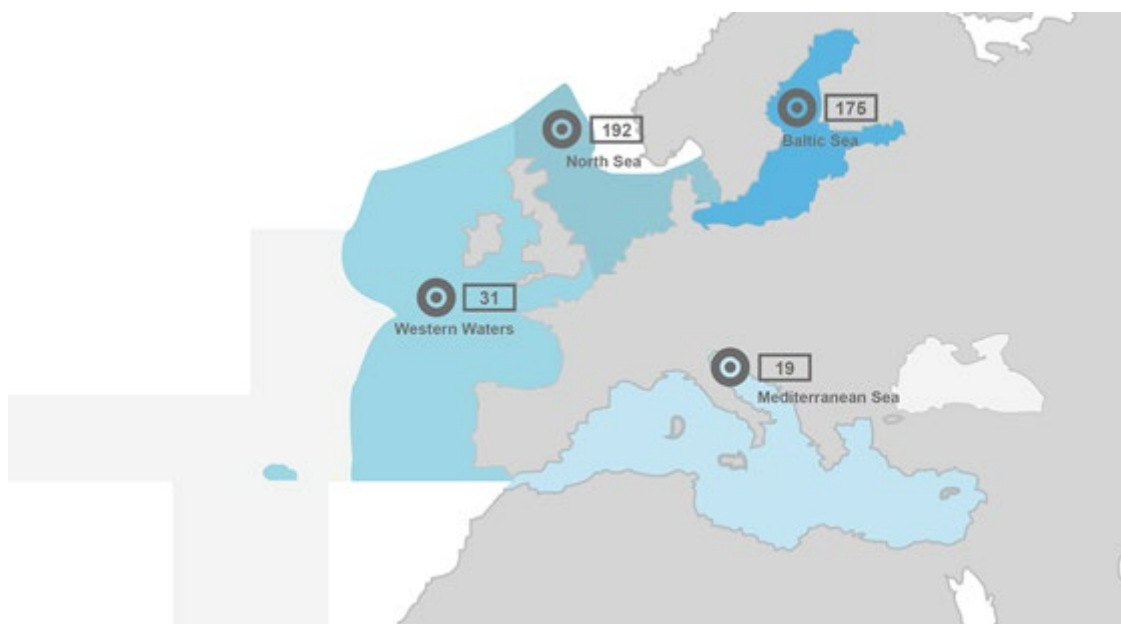
- International waters under the competence of a Regional Fisheries Management Organisation (RFMO), where EFCA is requested to coordinate the implementation of the European obligations under an International Control and Inspection Programme.
- The PACT approach (Partnership, Accountability (compliance), Cooperation and Transparency) promotes EFCA assistance to the Member States in accordance with articles 7 and 15 of EFCA's Founding Regulation, after a request from one or more Member States. These provisions have been applied in areas or fisheries where the SCIP/JDPs were not applied, thus facilitating integrated support from EFCA to Member States (MS).

❖ Evolution of Joint Deployment Plans

In accordance with the Multiannual Work Programme (MWP), the Five-Year Independent External Evaluation of EFCA (2012-2016)¹⁸ and the related recommendations issued by the Administrative Board, JDPs are implemented as year-round joint operations covering a wide range of species as defined in the relevant SCIP decisions. These operations include a permanent exchange of information and intelligence between the Member States concerned.

Currently, all JDPs are multiannual operations following the time framework defined in the SCIPs with control activities planned for each year on the basis of the results of regional risk assessments. Member States assess the existing risks with regard to fish stocks, areas, periods and fleet segments exploiting these stocks, in accordance with the methodology established in cooperation with EFCA. The JDP strategic planning for 2018 addressed all the prominent risks identified by the introduction of the system of risk treatment measures in the form of specific actions.

The last haul inspections (LH) continued to be promoted and enhanced in JDPs to obtain a compliance indicator for deriving levels of illegal discards. The number of LH inspections conducted per JDP area in 2018 is presented in the map below.



¹⁸ https://www.efca.europa.eu/en/library?f%5B0%5D=field_library_type%3A69

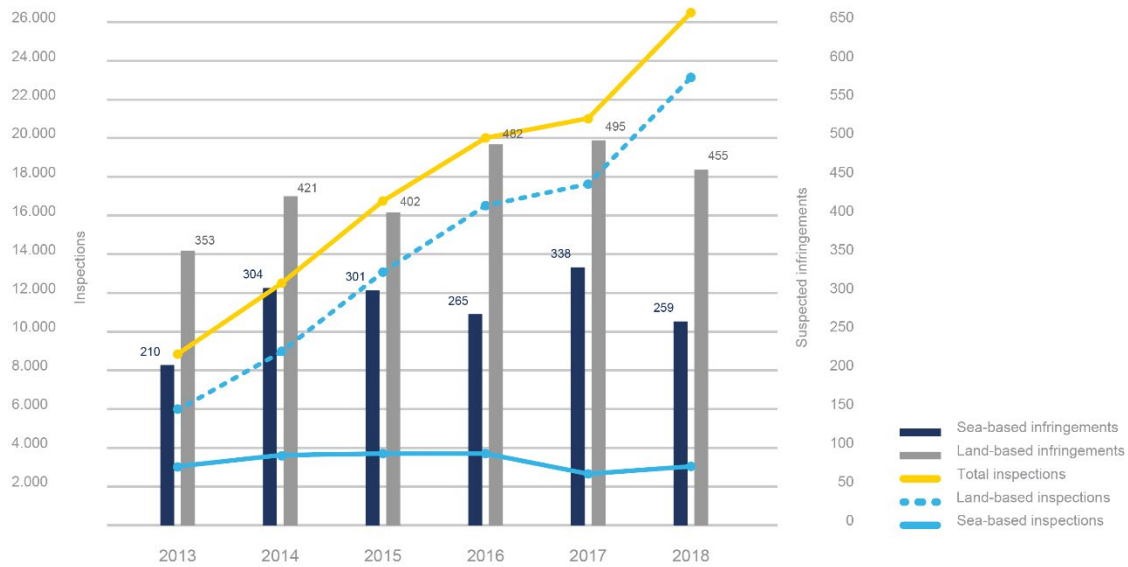


As regards the “JDPs inspections and suspected infringements evolution” numbers reported in 2018 for all JDPs, it should be noted that there was an increase in the number of inspections. The NS JDP¹⁹ and MED JDP²⁰ contributed the most to this increase.

The average suspected infringement rate for the BS JDP²¹ decreased whereas the control effort deployed by Member State remained at the same level in 2018. The average infringement rate for the WW JDP²² increased to 6% in 2018. This increase could be mostly due to the effectiveness of the control activities undertaken in the framework of the dedicated specific actions in the WW JDP area.

As regards the control activities in NAFO and NEAFC JDP²³ areas, there was a significant decrease in number of inspections reported in 2018, especially for NEAFC. This decrease is related to fact that in 2018 there were less patrols and control activities reported by some Member States, mainly in NEAFC area.

JDPs inspections and suspected infringements evolution*



*Data available on 31 January 2019. Additional data may be received later from Member States

¹⁹ North Sea JDP.

²⁰ Mediterranean JDP (it also covers BFT in the Eastern Atlantic).

²¹ Baltic Sea JDP.

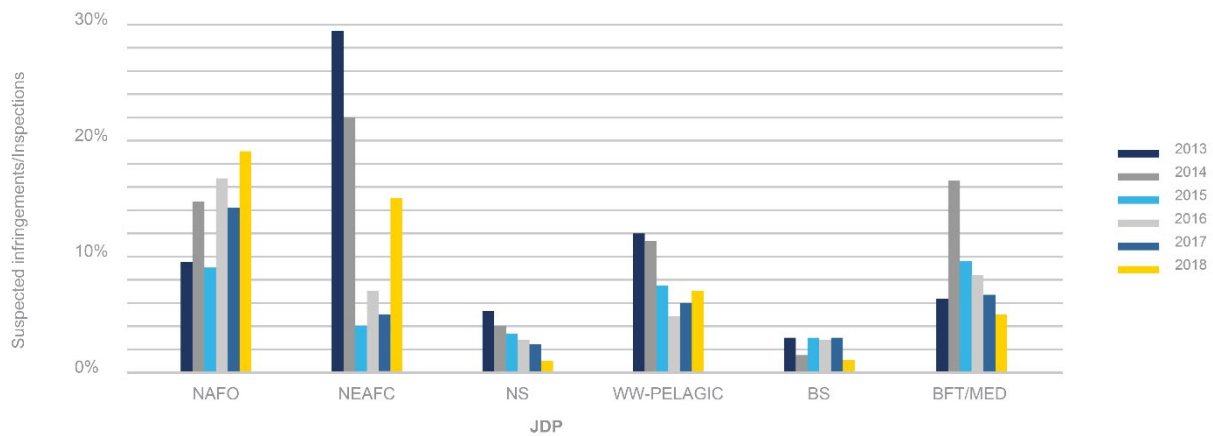
²² Western Waters JDP.

²³ Northwest Atlantic Fisheries Organisation and Northeast Atlantic Fisheries Commission JDP.



The ratio of suspected infringements by inspection in the different JDP areas as from 2013 is provided below.

Ratio of suspected infringements by inspection in the different JDP areas*



*Data available on 31 January 2019. Additional data may be received later from Member States

JDPs	Inspections		Inspections with at least one suspected infringement	
	2017	2018*	2017	2018*
NORTH SEA	9,756	14,439	246	185
BALTIC SEA	4,637	4,162	127	65
NAFO & NEAFC	115	60	5	6
WESTERN WATERS	2,555	2,699	122	164
MEDITERRANEAN SEA	3,893	5,562	205	214
TOTAL	20,956	26,922	705	634

*Data available on 31 January 2019. Additional data may be received later from Member States

A detailed analysis by type of the most significant suspected infringements found in 2018, provided in the table below, confirms that misreporting of catches and technical measures remain the most common non-compliance issues. These are generally considered to be the main threats together with possible non-compliance with the requirements of the landing obligation. A more detailed analysis will be provided in the annual JDP assessment reports.

SUSPECTED INFRINGEMENT (in AR)	TOTAL	%TOTAL
Not fulfilling reporting obligations	399	55.9%
Use of prohibited or non-compliant gear	67	9.4%
Fishing in RFMO area inconsistent/in contravention with conservation and management measures	28	3.9%
Fishing in closed area, closed season or without quota	25	3.5%
Taking on board, transshipping or landing of undersized fish	21	2.9%
Fishing without a valid licence, authorisation or permit	12	1.7%
Others	162	22.7%
TOTAL	714	100%

*Data available on 31 January 2019. Additional data may be received later from Member States



❖ Strategic multiannual objectives

The table below presents EFCA's **strategic multiannual objectives**²⁴ and its progress.

STRATEGIC MULTIANNUAL OBJECTIVES	Key Performance Indicator (KPI)	STATE OF PLAY END 2018 ²⁵	TARGET BY 2024	
1. To evaluate and to contribute to enhancing the level of compliance by JDP, and propose measures for improvement in cooperation with Member States (MS) and COM ²⁶	Evolution of compliance levels	NS	6% ↓	Compliance levels evaluated by JDP
		BS	2% ↓	
		NAFO & NEAFC	NAFO 22% ↑ NEAFC 15% ↑	
		WW	7% ↑	
		MED	14% ↓	
2. Standardised methodology used for inspection activities	Standard inspection methodologies adopted	2	One methodology per JDP	
3. Cooperation provided to fight against IUU fishing at international level	Support provided by EFCA on request of the European Commission at international level	100%	100%	
4. Contribute to achieve a Level Playing Field through Capacity Building tools	Number of officials trained by EFCA, including by e-learning	1,496	1000	
5. Support to National authorities in coast guard functions	Number of JDPs with multipurpose operations organised	3	5	
6. Improve EFCA working practices	Number of Administrative Board recommendations following the Five-year independent external evaluation of EFCA (2012-2016) implemented or ongoing ²⁷	1 closed 10 ongoing	10 out of 11 ²⁸ (2021)	

²⁴ Information on the Strategic multiannual objectives 2018-2020 is provided under Annex I.

²⁵ Data available on 31 January 2019.

²⁶ Trend (↓ ↑) derived from the average infringement ratio of sea inspections in 2013-2017 compared to ratio in 2018.

²⁷ Five-Year Independent External Evaluation Report of EFCA and the Administrative Board recommendations: <https://www.efca.europa.eu/en/content/external-evaluation-2017>

²⁸ Performance indicator and target to be updated in 2022 when the new recommendations might be adopted.



1.2. ANNUAL WORK PROGRAMME 2018

In line with the Framework Financial Regulation and EFCA's Financial Regulation provisions on annual and multiannual programming, the Annual work programme (AWP) 2018 has been the second annual programming adopted following the Commission guidelines and template for the Programming Document (PD)²⁹.

Following the comments from the Administrative Board in its meeting on 14 March 2018, the Annual Report (AR) 2018 has been streamlined. It mirrors the new structure of the draft PD 2020 and embeds the requirements laid down in the Commission guidelines and template for the Consolidated Annual Activity Report.

The correspondence between the annual objectives in 2018 and 2020 is presented under Annex II. Detailed information related to 2018 execution in terms of multiannual and annual performance indicator results, budget and activity based management system (ABMS) execution, and staff is provided under Annexes I, III, V, VI, VII, VIII, IX and XIV.

In line with the aforementioned approach, the reporting of the operational activities have been grouped into four areas in accordance with the draft PD 2020 breakdown, the correspondence with the Annual work programme 2018 is presented below:

Annual Work Programme 2018	Annual Report 2018 (draft PD 2020)		
1.1. Coordination	1. JDPs, Operational Plans and Pilot projects	Operational Activities	ABMS
1.2. Planning and evaluation	2. Risk assessment and data analysis		
1.3. Assistance and expertise	3. International dimension: compliance with international provisions		
	4. Coast Guard and Capacity building		

The main year results are presented in the main body of the report, while comprehensive operational and administrative information is provided in the annexes.

1.2.1. OPERATIONAL ACTIVITIES

1.2.1.1. Joint Deployment Plans, Operational Plans and Pilot Projects (Objectives 1-2)

❖ Introduction

EFCA Operational activities are the corner stone of the Agency. They are constructed based on the Specific Control and Inspection Programme decisions and were implemented on the annual basis in

²⁹ <https://ec.europa.eu/transparency/regdoc/rep/3/2014/EN/3-2014-9641-EN-F1-1-ANNEX-1.PDF> and <https://ec.europa.eu/transparency/regdoc/rep/3/2014/EN/3-2014-9641-EN-F1-1.PDF>



the form of Joint Deployment Plans, in the fisheries areas that are considered priorities by the European Commission and Member States.

WHAT IS A SCIP?

The Specific Control and Inspection Programmes (SCIP) are Commission Implementing Regulations that have their legal basis in Article 95 of the Control Regulation and that provide the legal basis for the scope of the Joint Deployment Plans. For the fisheries that are covered by a SCIP, according to the EFCA Founding Regulation, EFCA shall coordinate the joint inspection and surveillance activities by Member States concerned through a Joint Deployment Plan (JDP).

The SCIPs are adopted in accordance with regionalisation. The SCIPs and JDPs for 2018 applied to:

- Baltic Sea
- North Sea
- Western Waters
- Mediterranean and Eastern Atlantic³⁰.

By the end of 2018, three SCIPs were to expire (Baltic Sea, North Sea and Western Waters) and therefore had to be renewed. The Commission took this opportunity to work with EFCA and the Member States to further develop the SCIPs. This meant simplification where possible, widening the scope where it added value, promoting a harmonised approach to risk assessment amongst Member States and developing harmonised indicators for compliance evaluation, both in accordance with a methodology developed by EFCA together with Member States.

By December 2018, all SCIPs had been merged into one Commission Implementing Decision³¹, with annexes for the specific regions. In parallel, EFCA drafted new JDP Decisions for all the different regions, also adopted in December. Importantly, the new SCIP Decision introduced some new areas and fisheries, i.e.:

- Demersal fisheries in the Western Waters.
- Fisheries in the Mediterranean Sea subject to management measures in the scope of the General Fisheries Council for the Mediterranean (GFCM).
- Black Sea fisheries.
- Recreational fisheries for cod in the Western Baltic.
- Fisheries for eel in the Union waters (excluding rivers and inland waters).
- All fisheries for species under the landing obligation in all EU waters.

³⁰ It covers bluefin tuna (BFT) in the Eastern Atlantic.

³¹ Commission implementing Decision (EU) 2018/1986 of 13 December 2018 establishing specific control and inspection programmes for certain fisheries and repealing Implementing Decisions 2012/807/EU, 2013/328/EU, 2013/305/EU and 2014/156/EU (OJ, L317, 14.12.2018, p.29); <https://eur-lex.europa.eu/legal-content/EN/TXT/?qid=1553524683487&uri=CELEX:32018D1986>



The Joint Deployment Plans

WHAT IS A JDP?

As already mentioned in Part 1.1, the Joint Deployment Plans (JDPs) are established for fisheries/areas that are considered a priority by the European Commission and the concerned Member States. They can refer to:

- EU and adjacent waters to which a SCIP adopted by the Commission in concert with the Member States applies, or
- International waters under the competence of a RFMO, where EFCA is requested to coordinate the implementation of the European obligations under a Joint Inspection and Surveillance Scheme (JISS).

The JDPs life cycle consist of three phases: planning, implementation and assessment:

1. The JDPs establish the planning of the deployment of fisheries control means of the Member States at sea, in the air and ashore based on a regional risk analysis developed by the Member States and EFCA; the information to be shared; the communication details and common rules to ensure a cooperative deployment of the control means in the area.
2. The JDPs establish that the deployment of pooled national means is coordinated from the EFCA coordination centre (CC) with the presence of national coordinators. It is implemented through two common groups:
 - a) a Steering Group (SG), composed of the Commission, Member States and EFCA representatives, is in charge of ensuring the proper implementation of the JDP;
 - b) a Technical Joint Deployment Group (TJDG), composed of Member States and EFCA staff, is in charge of the follow-up of the daily control activities and adopts the decisions needed to guarantee an effective deployment of control means.
3. The JDP is evaluated and assessed yearly by EFCA in cooperation with the Member States. Special attention is given to the risks for non-compliance which then are considered in the risk analysis of the following period.

During 2018, specific attention was given to uplift JDP operational performance in the EU and international waters, in close cooperation with Member States, and in some cases with the support of other EU Agencies, third countries and Regional Fisheries Management Organisations.

For this purpose, in order to achieve effectiveness and efficiency of operational activities, the Agency, based on the budget available, has provided its operational capacity in a form of the Coordination Centre, chartered means (airborne and seaborne), access to relevant systems (e.g. IMS, FISHNET, etc.), as well as coordinated planning of Member States means within the scope of JDP.

It has to be noted that the Agency was able to offer the sharing of its operational capacity (e.g. OPV Lundy Sentinel) also with other EU Agencies (e.g. Frontex) during its operational activities, as well as to receive support from other Agencies related to increased fisheries surveillance, especially in the Mediterranean Sea.

In line with its mandate, during the JDPs, EFCA was fully committed to promote the highest common standards among all parties involved for control, inspection and surveillance under the common fisheries policy.

JDP Assessment Reports

In line with its Founding Regulation, EFCA yearly assesses the effectiveness of each JDP. The assessment reports for 2018 encompassed all facts and figures of the JDPs, including an analysis of



the execution of the Member States commitments of means, inspector exchanges at sea, ashore and in the coordination centre, and the number of inspections carried out and suspected infringements detected. The Assessment performs additional analyses, including on the following topics:

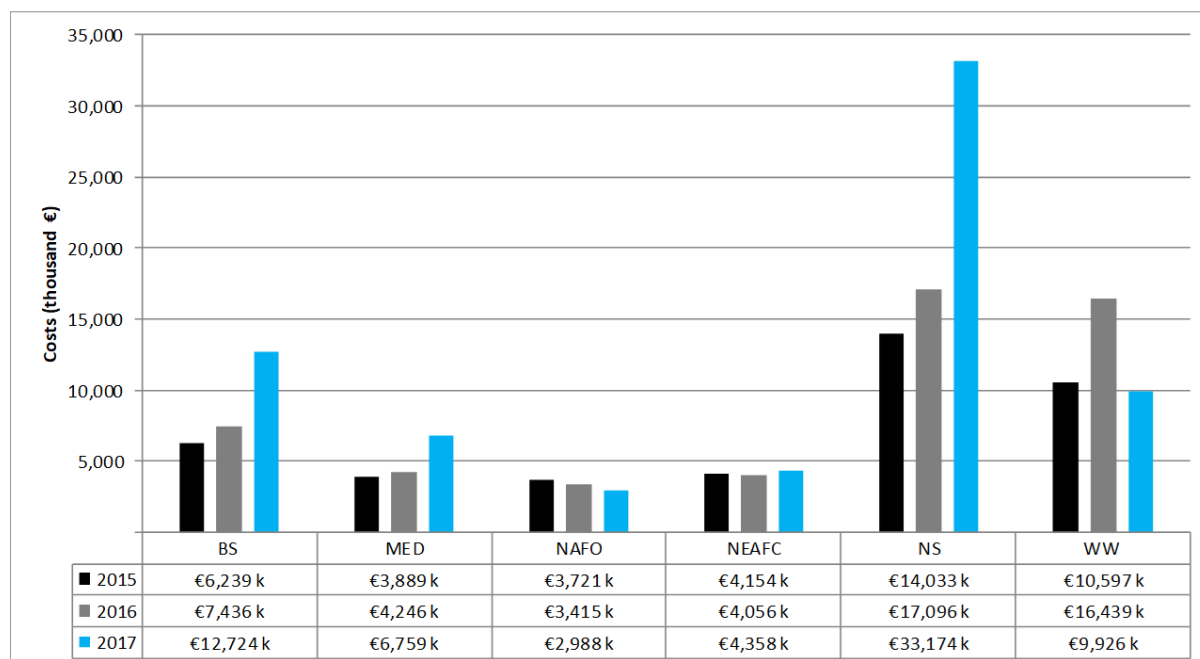
- The results of the Regional Risk Assessment exercises.
- The outcome of the Specific Actions implemented under the JDPs as part of the mitigation measures.
- Trainings and their impact.
- Inspections on vessels that are on the regional target vessels lists, provided by the flag Member States.
- Trends in suspected infringements.

The assessment reports provide for conclusions and importantly recommendations, for developing the JDP framework further, or providing for continuity where activities already have a desired output and outcome.

The assessment reports for 2018 were sent to the Commission, Member States and the European Parliament.

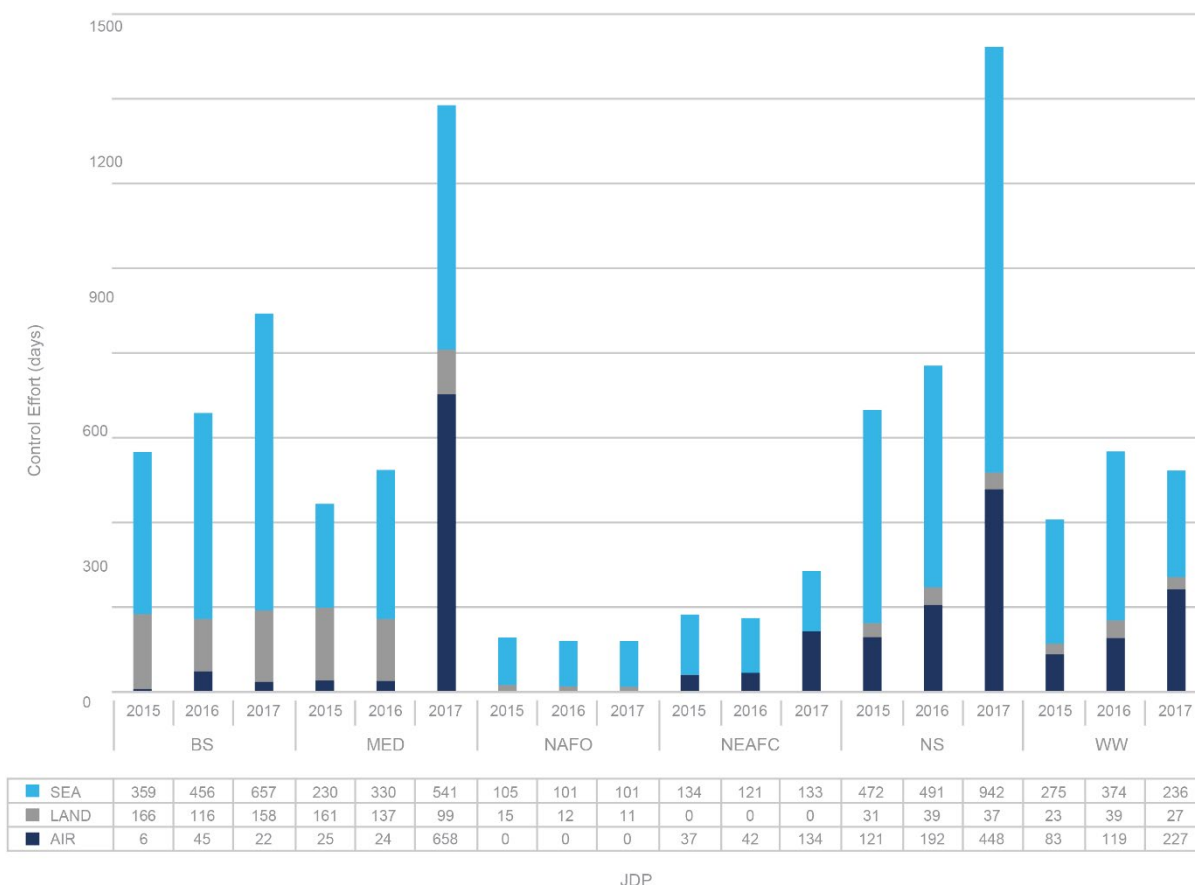
Cost Evaluation

In 2018, EFCA conducted the 5th assessment of JDP costs supported in 2017. The same model developed in 2013 through the Administrative Board Focus Group was used, with some modification introduced in 2014. The cost of control activity is estimated by unit of time for each type of asset (patrol vessel, aircraft or car) considering labour of inspectors and crew, fuel consumption, maintenance, depreciation and insurance. The model uses different sources for the estimation of standard costs like salaries (Eurostat) or fuel price. When not available for the year of the estimation, some average annual increment is used. Unit costs are then multiplied by the control effort reported by Member States.





Control effort deployed in the different JDPs for 2015, 2016, 2017



The global cost of the JDPs has increased from €52,688 k in 2016 to €69,928 k in 2017 (+33%). The main increase is for the Baltic Sea (BS) and North Sea (NS): around €5,300 k (+71%) for the first and €16,000 k (+94%) for the second. An increase of costs around €2,500 k (+59%) is also observed for the Mediterranean Sea (MED). For NAFO there was a slight decrease (-13%). For the Western Waters (WW) the decrease was over €6,500 k (-40%). In general, the increase of costs in 2017 is linked to higher control effort at sea and from air surveillance. For the Mediterranean, the overall increase was the consequence of the contracted patrol vessels in cooperation with EMSA and Frontex and the air-based surveillance in cooperation with Frontex.

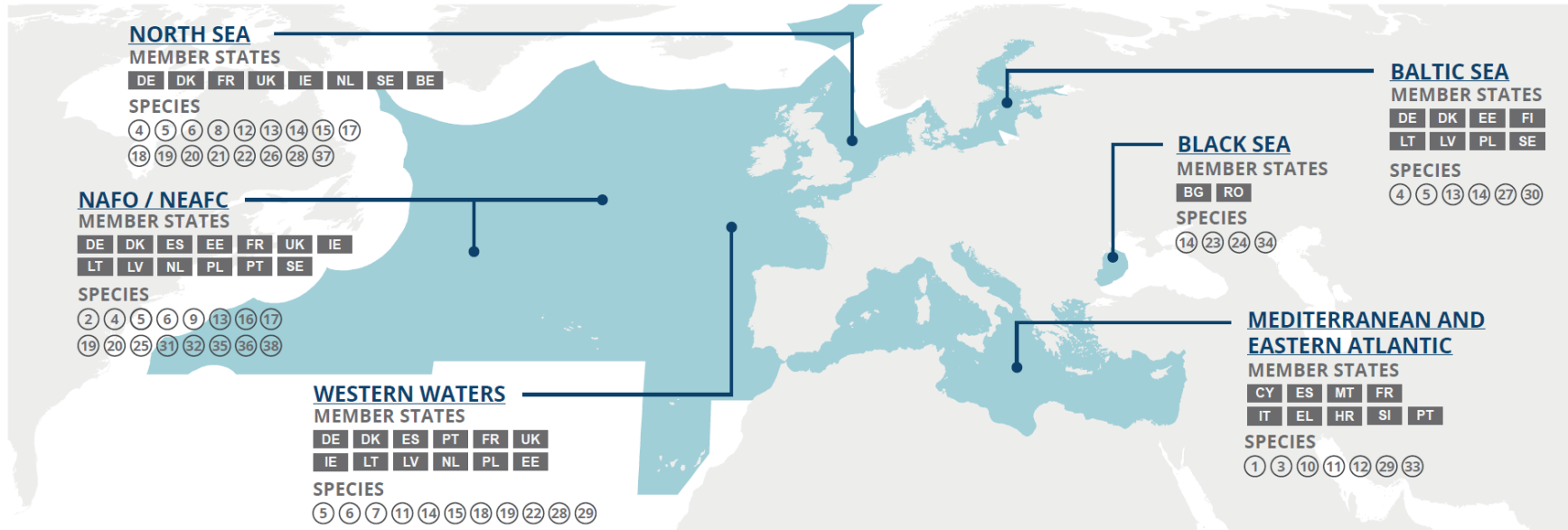
Assistance to Member States through Operational Plans

EFCA may consider the implementation of operational plans, in accordance with Article 15 of its Founding Regulation on the request of at least two Member States to coordinate their control means in a specific operation and/or area.

In 2018, at the request of RO and BG, EFCA coordinated an Operational Plan in the Black Sea. Following the adoption of a SCIP applicable to the area, the Operational Plan has been replaced by a JDP that will enter into force in 2019.



Implementation of JDP and operational plans in EU Waters and International Waters



- | | | | | |
|-------------------------|--------------------------|---------------------------|---------------------|-----------------------|
| ① Albacore | ⑨ Deep sea species | ⑰ Haddock | ⑳ Redfish | ⑳ Swordfish |
| ② American plaice | ⑩ Deep-water rose shrimp | ⑱ Jack and horse mackerel | ㉑ Saithe | ㉑ Turbot |
| ③ Atlantic Bluefin tuna | ⑪ European anchovy | ㉒ Mackerel | ㉒ Salmon | ㉒ Yellowtail flounder |
| ④ Atlantic cod | ⑫ European hake | ㉓ Northern prawn | ㉓ Sandeels | ㉓ White hake |
| ⑤ Atlantic herring | ⑬ European plaice | ㉔ Norway lobster | ㉔ Sardine | ㉔ Whiting |
| ⑥ Blue whiting | ⑭ European sprat | ㉕ Norway pout | ㉕ Sea trout | ㉕ Witch flounder |
| ⑦ Boarfish | ⑮ Greater argentine | ㉖ Picked dogfish | ㉖ Shortfinned squid | |
| ⑧ Common sole | ⑯ Greenland halibut | ㉗ Rapa welch | ㉗ Skates | |



OBJECTIVE 1

Implementation of JDPs and assistance to the Member States and the Commission in EU Waters and North Atlantic

Results

1. Improved compliance, level playing field and cost-effectiveness in the North Sea, Baltic Sea, Western Waters and NAFO / NEAFC areas
2. Increased synergies and transparency between the participating Member states
3. Support to the EU in relation to RFMOs and third countries in the North Atlantic
4. Assistance to Member States, Regional Bodies and the European Commission in the implementation of the CFP, including the landing obligation

1. Improved compliance, level playing field and cost-effectiveness in the North Sea, Baltic Sea, Western Waters and NAFO / NEAFC areas

North Sea, Baltic Sea and Western Waters areas

In 2018, EFCA continued coordinating three JDPs in EU waters, namely in the Baltic Sea, North Sea and Western Waters areas. These three JDPs were implemented through five year-round joint campaigns in accordance with the plan adopted by the respective Steering Groups (SG).

EFCA Steering Group meetings		
23-25 May	Hamburg, DE	SG meetings: Baltic Sea, North Sea, Western Waters and SG Joint meeting
11-13 September	Vigo, ES	SG meetings: Baltic Sea, North Sea, Western Waters and Joint SG meeting
15 November	Lisbon, PT	Joint SG meeting: Baltic Sea, North Sea and Western Waters

As in the previous years, the organisational arrangements of the joint campaign coordination were based on the permanent exchange of operational information, coordinated deployment of control assets, planned exchanges of inspectors at sea and in landing ports.

The coordination of the implementation of the control activities was carried out by the respective Technical Joint Deployment Groups (TJDG) with the involvement of national coordination centers on a day-to-day basis. The TJDG maintained regular contacts through FISHNET conferences for short-term planning of the deployment of control assets to address current risks in fisheries covered by the scope of relevant JDPs.

In 2018, the Member States concerned agreed to temporarily carry out the coordination of control activities from the EFCA premises in Vigo, ES with the aim of facilitating more effective collaboration of control services during the period of some specific actions.

To ensure that the priority is given to the control of fisheries with the highest risks, as identified in the results of the regional risk analysis, the joint control activities were periodically coordinated in the context of specific actions. In accordance with the risk treatment measures proposed by the respective SG, for each **specific action** the TJDGs adopted an operational plan where a set of objectives and tasks were explained from an operational point of view.



The SGs proposed in total 23 specific actions to be implemented in the framework of three JDPs, 5 specific actions in the Baltic Sea area during 21 weeks, 10 in the North Sea area during 49 weeks, and 8 in the Western Waters during 22 weeks. The TJDGs implemented all 23 specific actions as planned, however the objectives and task of one specific action for the Western Waters had to be modified to reflect the change of priorities as regards the discontinuation of the gramme-size data collection approach.

The implementation of specific actions enhanced significantly the focus of control activities on fleet segments in periods and areas that were identified in the results of respective regional risk analysis as requiring some risk treatment measures.

As regards the deployment of control assets for the JDPs in the Baltic Sea, North Sea and Western Waters areas, it should be highlighted that overall the Member States complied with the commitment as agreed in the respective JDPs decisions by the SGs. In addition, the Member States continued reporting executed sea days by their patrol vessels and air surveillance flights beyond the agreed minimum commitments for sea and air borne operations. Similarly, as reported in the previous years, the execution of exchanges of inspectors faced some difficulties in specific joint campaigns as regards the availability of inspectors. The deployment of EFCA OPV Lundy Sentinel contributed to the improvement of the execution rate for the exchanges of inspectors. Most of the Member States ensured the availability of their inspectors in the joint inspection teams during the Lundy Sentinel missions in the JDPs in the Baltic Sea, North Sea and Western Waters areas.

Standardisation

To further develop guidelines on the sampling of landings of mixed small pelagic species (sprat and herring) in the Baltic Sea ports, a workshop was held in Bornholm at the end of January 2018. Following on from this workshop, the agreed guidelines and an associated guidance document for inspectors were made available on FISHNET. The guidelines were applied to the Baltic Sea JDP specific actions during 2018. Feedback from the Member States has generally been good. Based on the lessons learnt the guidelines will be reviewed.

Compliance Evaluation

In response to a joint request from the North Sea (Scheveningen) and North Western Waters Control Expert Groups (CEGs), EFCA has been working on a compliance evaluation exercise focused on the landing obligation and certain key species, for the time-series 2015 – 2017. An interim update was presented at a joint CEG meeting in Utrecht on 31 October 2018, during which several clarifications were made by the joint CEG on request by EFCA. More details can be found under Objective 1, Result 4. Assistance to Member States, Regional Bodies and the European Commission in the implementation of the CFP, including the landing obligation.

NAFO-NEAFC

The European Union continued to be committed to an inspection presence based upon the number of EU fishing vessels present in these areas. EFCA kept coordinating the implementation of control operations in the NAFO and NEAFC areas by discussing with the relevant Member States the deployment of control assets, including sea patrols, air surveillance, and NAFO inspectors aboard of patrol vessels and in mixed teams ashore. The participating Member States deployed their control assets as agreed in the respective JDP decision. However, on one occasion EFCA had to provide cover for an inspector exchange that was cancelled by a Member State in the framework of NEAFC.

EFCA's coordinators participated in 5 sea-going missions aboard of patrol vessels by 3 Member States in NAFO and NEAFC areas. In total, EFCA coordinated 109 days of sea missions in NAFO and NEAFC



areas directly from Member States patrol vessels. Furthermore, during 22 days EFCA coordinated 3 landing inspections of 2 fishing vessels in 2 Member States.

NAFO mixed team provisions

Following on from detailed discussions held during the NAFO/NEAFC Steering Group meeting in November 2017, EFCA worked on the development of standard procedures and templates to be implemented during the application of mixed team inspections of vessels returning from NAFO. During 2018, these products were live tested during mixed team inspections, and fine-tuned as appropriate.

2. Increased synergies and transparency between the participating Member States

The JDP framework ensured that the Member states concerned kept collaborating closely with each other in 2018. This collaboration was accomplished thanks to the exchange of Vessel Monitoring System (VMS) and Electronic Reporting System (ERS) data, and also sharing of information on daily deployment of control assets (SITREP), results of inspection activities (ACTREP), lists of priority targets for inspections, and intelligence concerning current risk issues in the joint campaign areas. The exchange of data and sharing of information at operational level contributed positively to the transparency of the control operations in the JDPs areas.

The collaboration was additionally enhanced by the establishment of joint coordination teams in the EFCA premises in Vigo, ES. In 2018, there were five joint coordination teams working in EFCA with the participation of experts from twelve Member States. Fourteen experts worked in three joint coordination teams established in the framework of the BS JDP. Five Member States experts worked in one joint team coordinating joint control operations in the framework of the North Sea JDP. There was one joint coordination team established for Western Waters JDP supported by four experts. The feedback received from the appointed experts confirmed that their work in the EFCA Coordination Centre produced combined results greater than the sum of their separate results when maintaining only regular contact through TJDG conferences in FISHNET without visiting EFCA.

With regards to sharing information on priority targets for inspections, 12 Member States exchanged information on 1,333 fishing vessels as possible targets in 2018. This information was provided to inspection teams working in the framework of the JDPs in the Baltic Sea, North Sea and Western Waters areas. Based on this information 837 fishing vessels were inspected as targets, and 37 apparent infringements were reported to be found. Both, the number of targeted inspections and reported infringements confirmed that the regional target list improved the effectiveness of the inspections. The infringement ratio for targeted inspections is higher than the infringement ratio for inspections not driven by risk analysis results (4.4% on targets against 1.4% on non-targets).

Assistance and expertise to the TJDG for sharing and analysing of available information for the coordination and implementation of JDPs

EFCA kept providing its assistance and expertise to the TJDG regarding sharing and analysing the available information for the coordination and implementation of joint control operations. In collaboration with the TJDG, EFCA reviewed the procedure regarding the planning of deployment of control assets. It was agreed that the planning exercise should take into account the schedule of specific actions and the priority threats highlighted by the respective steering groups. The procedure facilitated the identification of Member States and their required level of involvement in terms of joint operations. A similar procedure, based on the analysis of risks and priorities, was used with good results for the planning of activities by the EFCA OPV Lundy Sentinel.



Additionally, in 2018, BE, DE, UK, IE, LT, LV, PT and SE requested that EFCA acted on their behalf as the joint campaign coordination centre for a total of 22 weeks in the BS JDP, 24 weeks in the NS JDP and 42 weeks in the WW JDP.

The provision of assistance and expertise to Member States through regional workshops and best practice meetings for the Union inspectors, inspectors and Member States staff

EFCA continued to organise regional workshops and best practices meetings for Union inspectors, inspectors and Member States staff. In total, 61 EU inspectors attended three regional trainings organised for them working in the framework of BS, NS and WW JDP respectively. These trainings focused mainly on the practical implementation of the harmonised last haul procedures in the context of the landing obligation and tasks to an effective execution of the planned specific actions at inspector's level. The attendees also paid attention to the importance of targeted inspections. EFCA also organised a workshop for NEAFC inspectors and, in total, 22 inspectors from 8 Member States attended in Vigo, ES. In addition, EFCA assisted in providing a national training session for 7 IE inspectors working in NEAFC area. The NAFO training was postponed till January 2019 to ensure that participants discuss the most recently updated NAFO provisions for 2019.

In addition, EFCA officials participated in national training for inspectors in LT.

3. Support to the EU in relation to RFMOs and third countries in the North Atlantic

NAFO – NEAFC technical Support to Commission

During 2018, within the EFCA sphere of competence and drawing upon professional experience, EFCA provided technical support to DG MARE on NAFO matters and attended four meetings, two of these were the Standing Committee on International Control (STACTIC) intersessional meeting (Halifax, Nova Scotia; May 2018) and the 40th NAFO Annual Meeting (Tallinn, September 2018).

In the context of the JDP, EFCA continued to implement a standardised assessment of risk for NAFO vessels to be submitted by the flag Member State of the fishing vessel to the port Member State of landing. In 2018, EFCA made further work to the post-activity risk assessment criteria. To support some evaluation criteria, EFCA, in collaboration with an external expert, developed outputs of standard catch composition by area and depth strata.

NAFO Inspectors workshop

During the October 2017 bilateral EU-Canadian NAFO inspectors' workshop held in Vigo, participants agreed it would be useful to try to hold annual workshops, hosted alternately by the EU and a non-EU contracting party. To that end, Canada formally invited the EU to a workshop hosted by Canada in December 2018. The workshop was held in St. Johns, Newfoundland, from 3 to 5 December. The agenda was developed bilaterally between EFCA and the competent Canadian authorities, in consultation with active NAFO inspectors and DG MARE. In addition to a deep discussion on the NAFO Conservation and Enforcement Measures (CEM), some of the most relevant topics tackled were:

- Recent infringement cases.
- DNA sampling.
- Guidelines by EU flag State on the reporting of infringements (guidelines developed).
- Inspection Procedures.
- Observers.
- Compliance Review.



- NAFO project to develop guidelines for non-EU Contracting Parties for the reporting of infringements to EU flag States – presentation of deliverables and discussion.

Infringement Guidelines Project

A dedicated project to develop guidelines for non-EU contracting parties for the reporting of instances of apparent non-compliance to EU flag States stemmed from discussions and concerns raised during the EU-Canada inspectors workshop. The project was developed similarly to a project carried out for EU waters between 2015 – 2017. During the bilateral NAFO inspectors' workshop held in Canada in December 2018, the project outputs were presented. During that workshop, participants agreed on initiating a testing phase of the implementation of the infringement guidelines project in NAFO in 2019.

NEAFC

EFCA attended the NEAFC Permanent Committee on Monitoring and Compliance (PECMAC) and the annual meeting of NEAFC. The role of EFCA was to participate and support the Commission and Member States with regards to formulating recommendations and advice. It involved assisting the Commission in preparation for the PECMAC meetings, and giving technical support during the meetings. EFCA also coordinated and presented the annual report on control for NEAFC, by collating each of the Member States data and presenting the report at PECMAC for final submission to the NEAFC annual meeting. The outputs from PECMAC also feed into the NEAFC JDP, Member States were informed of changes to the NEAFC Scheme of Control and Enforcement. This is important in order to maintain a level playing field within Europe and deliver a high level of control in European ports and in the Member States Fisheries Monitoring Centres (FMC).

In 2018 one of the main objectives through PECMAC was to deliver the basis for an ERS system where contracting parties (CP) shall report their ERS directly to the NEAFC Secretariat. During the annual meeting of NEAFC there was agreement between the CP regarding the framework of the ERS scheme that the EU shall lead and be the first CP to introduce ERS data to NEAFC.

Monitoring Control and Surveillance Working Group

EFCA participated in the Monitoring Control and Surveillance Working Group (MCSWG) formed through the Coastal State (CS) agreement between the EU and NO, IS, FO and GL.

The mandate of the group concerns small pelagic fisheries in the North Sea, Western and Atlantic Waters. To facilitate the work and promote a level playing field between the EU and the CS in the group, fact finding missions were planned and carried out and reported back to the relevant working group.

EFCA played an active role in the group through participation in all the meetings in support of the Commission. It also attended an international seminar on the weighing in pelagic fisheries, as part of the remit of the MCSWG, and attended one of the fact finding missions in the FO in 2018.

In addition, the CS agreement between Norway and the EU has provided for the setting up of a group to deal with joint stocks in the North Sea. There was a scoping meeting to establish procedures to follow the mandate of the group and a further seminar to plan the work of the group moving forward. EFCA is also involved in this group in support of the Commission and attended both meetings.



4. Assistance to Member States, Regional Bodies, and the European Commission in the implementation of the CFP, including the landing obligation

Preparing for BREXIT

The new JDP Decisions adopted in December 2018 introduced a BREXIT clause. This is an article stating that the Decision continues to apply to the UK, until it ceases to be a Member State of the European Union. This clause gave the UK the necessary leniency to commit to the JDPs as normal; whereas the planning means normally provide for a minimum commitment of a year from each Member State. The UK's commitment was complemented with a clause for a 'maximum commitment' for the first quarter.

EFCA actively assessed the potential impact of BREXIT on the joint inspection and surveillance activities. The lack of access of the EU fleet to UK waters could imply a substantial reallocation of fishing effort to EU waters, creating high-density areas, with increased risks of non-compliance. The UK would become a third country and the landings of UK vessels into EU ports would fall within the scope of the IUU Regulation.

During the last quarter of 2018, EFCA, in cooperation with the Member States and the Commission, started preparing contingency measures for a no-deal BREXIT in the fisheries control sector encompassing a specific risk analysis and potential mitigation measures.

Support to the regional Control Expert Groups

Following on the PACT concept (Partnership, Accountability (compliance), Cooperation and Transparency) as in previous years, EFCA provided assistance to the Member States regional Control Expert Groups (CEG).

The CEG meetings coordinated by EFCA during 2018 is summarised in the table below:

CEG Meeting	Date	Place
BALTFISH	17 Jan	Copenhagen
Scheveningen, NWW, SWW and Joint CEG	21-22 Feb	Hamburg
BALTFISH	19 Sep	Gothenburg
Scheveningen, NWW and Joint CEG	30-31 Oct	Utrecht

EFCA cooperated with the CEGs of the main regional bodies created in the framework of regionalisation, such as BALTFISH, Scheveningen, NWW and SWW CEGs, and enlarged assistance in areas and for species where there was no legal mandate via the Specific Control and Inspection Programmes (SCIP) in place and thus not covered by the JDP framework in 2018 (i.e. demersal fisheries in Western Waters).

The areas of cooperation continued to be mainly about the implementation of the LO, in particular:

- **Risk Assessment** was conducted as in previous years both in the JDP and CEGs scope combined (detailed information on the outcome of these exercises is provided under objective 3). The methodology developed by EFCA has been reviewed and used for these analyses.
- **Compliance evaluation** was launched for NS and NWW areas for selected species identified by the CEGs. After some discussion during the joint CEG meetings it was decided that EFCA should prepare three separate LO compliance evaluation reports:
 - o Demersal species in the NS (cod, sole and plaice).
 - o Demersal species in NWW (hake, haddock and whiting).



- Pelagic in both areas (mackerel).
Drafts of these reports were presented to the relevant CEGs in October 2018.
- On the **standardisation efforts**, and in addition to the participation and follow up of relevant AC meetings (see objective 9 under Governance and representation), EFCA continued the work for example on developing guidelines for sampling unsorted pelagic landings in the Baltic Sea and working on the development of guidelines on conducting last haul inspections.
- On the **cooperation with industry** EFCA promoted by way of organising workshops to bring together industry, NGOs, scientists, Commission and Member States to exchange views on LO and fisheries control and compliance issues. CEGs welcomed this proposal of dedicated workshops and suggested these could be organised during 2019, once the LO entered widely into force and new discard plans were in place.

Remote Electronic Monitoring Technical Working Group

To ensure a level playing field in the LO implementation across EU waters, EFCA, at the request of the CEGs and the Commission, set up a Technical Working Group (TWG) to work on the definition of Remote Electronic Monitoring (REM) systems requirements and technical guidelines to monitor the implementation of the LO. The REM TWG was charged with developing generic technical guidelines which could then be applicable to the different fisheries according to the characteristics of the fleets. This Group was of a strictly technical nature and did not deal with the questions on whether REM/CCTV is an appropriate control tool, or on which vessels these systems need to be installed, or the legal framework for the implementation of these systems.

The kick off meeting of the REM TWG took place on 24 April 2018 in Vigo. During the kick off meeting the Terms of Reference for the group were developed, including concrete objectives, identification of potential deliverables, a work programme and scheduled meetings.

Through the REM TWG, a smaller drafting committee of volunteer Member States, supported by an external REM expert contracted by EFCA, was created to work on the draft generic technical guidelines.

Meetings and progress of the REM TWG group during 2018 are summarised in the table below.

Meeting	Date	Place	Outcome
REM TWG Kick off	24 Apr 2018	Vigo	ToR and work plan developed
Drafting Committee	27-28 Jun 2018	Newcastle	First ideas for guidelines
Drafting Committee	4-5 Oct 2018	Malaga	Draft guidelines presented and discussed
Drafting Committee	5-6 Nov 2018	Madrid	Draft guidelines discussed and improved
REM TWG plenary	20-21 Nov 2018	Dublin	Draft guidelines presented and endorsed

The work programme included four meetings of the Drafting Committee, three meetings of the plenary TWG, and extensive remote work with the contracted external expert and the MS technical experts. The final version of the “Technical guidelines and specifications for the implementation of REM in EU fisheries” are applicable to all JDP areas. These guidelines will be finalised and presented to the EFCA Administrative Board.



OBJECTIVE 2

Implementation of JDPs and assistance to the Member States and the Commission in the Mediterranean and the Black Seas

Results

1. Improved compliance, level playing field and cost-effectiveness in the Mediterranean and the Black Sea areas
2. Increased synergies and transparency between the participating Member States
3. Support to the EU in relation to RFMOs and third countries in the Mediterranean and the Black Seas
4. Assistance to Member States, including to Regional Bodies, and the European Commission in the implementation of the CFP, including the landing obligation

1. Improved compliance, level playing field and cost-effectiveness in the Mediterranean and the Black Sea areas

EFCA continued coordinating the JDP in the Mediterranean Sea. The JDP was implemented through a year-round joint campaign in accordance with the plan adopted by the Mediterranean Steering Group (SG).

EFCA Mediterranean Steering Group meetings

Date	Place
16-17 January	Vigo, ES
22-23 March	Brussels, BE
5-6 June	Paris, FR
18-19 September	Brussels, BE

The Mediterranean JDP³², permitted optimal coverage of the relevant fisheries with the allocated fisheries control resources deployed by the Member States concerned and EFCA in this region.

This year EFCA was able to add additional capacity on top of Member States available seaborne means by deployment of EFCA's chartered OPV "Lundy Sentinel" during February-March, as well as from May till the end of August. In January, in cooperation with EMSA, within the International Joint Inspection Schemes of ICCAT and GFCM, coordinators of EFCA were deployed on board the EFCA OPV "Aegis I".

Thanks to operational interagency cooperation, EFCA was able to receive in total 1,306 sightings from Frontex deployed means using EFCA's standard sighting template in the context of Joint Operations in the Mediterranean Sea.

It has to be noted that in 2018, following the amendment of the Mediterranean and Eastern Atlantic SCIP³³, the scope of the Mediterranean JDP was extended to four new fisheries: albacore in the Mediterranean Sea, sardine and anchovy in Southern Adriatic, and European hake and deep-water rose shrimp in the Strait of Sicily.

³² It also covers BFT tuna fisheries in the Eastern Atlantic.

³³ Commission Implementing Decision (EU) 2018/17 of 5 January 2018.



EFCA ensured interaction with Member States on operational matters through permanent exchange of information within the TJDG, including information received from third countries' vessels operating in international waters, and guaranteeing the efficient deployment of control means at the right place and at the right time during the JDP implementation.

Member States operational effort for fisheries control increased by 24% in 2018, as their seaborne and airborne means were deployed above the commitments agreed in the JDP decision, contributing to ensure a level playing field, as well as coordination and assistance for better compliance.

2. Increased synergies and transparency between the participating Member States

In 2018 most of the Mediterranean JDP campaigns referred to ICCAT and GFCM Joint Inspection and Surveillance Scheme (JISS). The inspection activities were successfully coordinated from EFCA, with the presence of Member States and third country experts during the main campaigns, such as the bluefin tuna (BFT) and the Strait of Sicily ones.

Bluefin tuna campaign

To ensure a more coherent approach to fisheries monitoring and control in the Mediterranean Sea, EFCA gave specific attention to the coordination of the BFT campaign, hosting the TJDG members (experts from ES, FR, IT, EL, CY, MT and HR) from 21 May to 29 June 2018 at EFCA Coordination Centre. A Frontex representative was also present during part of the BFT campaign to foster operational coordination and timely information exchange.

This particular campaign focused mainly on the purse seine fisheries activities, but also taking into account other kind of BFT catching and support vessels (e.g. traps, farms and towing/supporting/auxiliary/processing vessels).

The result of the operational analysis produced by the group of experts using all the available information resulted in daily recommendations, agreed by the TJDG, which were submitted to the relevant control means in the operational area.

The TJDG was also supported with additional sources of information received from Frontex seaborne and airborne assets (sighting forms and mission reports). This additional information was used in order to enhance the situational picture at sea for the purpose of the BFT purse seine campaign.

In addition to the presence of Member States inspectors on board, the Lundy Sentinel, EFCA greatly benefited from the participation of non-EU countries, i.e. ICCAT inspectors from Algeria in June.

Exchange of inspectors

To increase a uniform level of inspection activities involving control means, EFCA further promoted and facilitated the cooperation between Member States by creating multinational inspection teams, and facilitating the exchange of inspectors. In 2018 Member States' deployment was 701 man/days of secondments, of which 456 were done in the EFCA OPV Lundy Sentinel. Additionally, 184 man/days by third country inspectors were hosted in the EFCA OPV.

One Special Mixed Team (SMT)³⁴ was deployed during the BFT campaign activities involving the use of stereoscopic cameras to establish the number and weight of the BFT being caged. This SMT with participation of IT took place in MT farms for a total of 11 days.

Operational trainings

During 2018 the following trainings were performed in the context of the MED JDPs:

- ICCAT, bluefin tuna and swordfish training for trainers (15-16 March, Vigo),

³⁴ Special mixed team" means a team composed of at least 1 ICCAT Inspector from each participating Member State and EFCA Officials.



- Adriatic small pelagic training (10 April, Bari), and
- ICCAT sea going training for inspectors (11-12 April, Bari).

All the above mentioned trainings were well received by participants. In addition to the above, EFCA's coordinators also assisted Member States in 9 national trainings in the context of the MED JDP (3 in IT, 2 in HR, 2 in EL, 1 in FR and 1 in CY).

3. Support to the EU in relation to RFMOs and third countries in the Mediterranean and the Black Seas

Adaptability and flexibility of the Mediterranean JDP framework was proven to be critical and formed a solid basis for EFCA to coordinate the EU contribution to both JISS of ICCAT and GFCM that apply to the international waters in the Mediterranean Sea.

Strait of Sicily Campaign

In the framework of the ICCAT International Control Scheme, during July and August, EFCA coordinated a campaign dedicated to the implementation of operations in the framework of the GFCM International Joint Inspection and Surveillance Scheme in the Strait of Sicily (more details on the project are provided under objective 4).

For the first time, the GFCM International Joint Inspection and Surveillance Scheme was implemented in close cooperation with the Member States concerned. EFCA ensured the EU inspection assets presence in the area in line with the efforts for improving control and cooperation expressed in the MEDFISH4EVER Declaration and with the control of the fishing activity of the fishing fleet. On top of Member States control means, EFCA deployed the OPV "Lundy Sentinel" in the Strait of Sicily with presence of inspectors from IT, MT, TN and DZ.

Due to the vast scope of geographical area to be covered during the campaign, EFCA requested the airborne surveillance service from Frontex. During the campaign 7 flights for the periods 2-5 July and 7-9 August were executed for the purpose of fisheries surveillance in the area of the Strait of Sicily. EFCA personnel was present on the flights and was able to brief the crew as well as to transmit relevant information to EFCA CC close to real time.

Total sightings and inspections in Strait of Sicily from 2 July to 20 August

Type of the fisheries	Number of Sightings	Number of inspections	Inspections with at least 1 infringement	Total number of infringements
GFCM	116	23	18	31
ICCAT	97	34	12	15
TOTAL	213	57	30	46

4. Assistance to Member States, including to Regional Bodies, and the European Commission in the implementation of the CFP, including the landing obligation.

During the JDP Steering Groups, a common understanding of the landing obligation (LO) rules applicable to species covered by the JDP and other measures was promoted. A specific annex of the JDP incorporates specific procedures applicable to the farming activities linked with BFT fisheries, establishing common methods for control of these operations.



Black Sea Operational Plan

At the request of BG and RO, EFCA has established joint control activities through an Operational plan for the turbot fishery in the Black Sea. In accordance with the Operational plan, in total 16 missions of joint inspection teams with the participation of BG and RO inspectors were performed during 2018. To this end, EFCA coordinators participated in two deployments of joint inspection teams in RO and BG.

On the international dimension, for the first time a GFCM Pilot Project was implemented in the Black Sea with participation of BG, RO and other GFCM Contracting Parties: UA, GE and TR. This specific Project was coordinated by EFCA with the support of the GFCM Secretariat (more details on the project are provided under objective 4).

The main results of the Pilot Project are summarised in the table below:

Mean	Inspections	Inspections by flag state of fishing vessel	Sightings	Sightings by flag state of fishing vessel	Infringements
Lundy Sentinel	19	14 BG 5 RO	31	27 BG 4 RO	0
FWA	n/a	n/a	52	50 BG 2 RO	0

1.2.1.2. Risk assessment and data analysis (Objective 3)

❖ Introduction

EFCA control and monitoring activities are based on tactical and strategic risk assessments to ensure a maximum efficiency of the planning and implementation of the control and monitoring operations and an adequate use of available resources. Appropriate data, information systems and analysis are key elements to support the risk assessment.

OBJECTIVE 3

Promotion of a risk management based approach and compliance evaluation

Results

1. Improved Risk Management Strategy and identification of possible minimum common standards for national risk assessment systems
2. Support the implementation of alternative, compliance-based methodologies for evaluating the effectiveness of control and inspection activities
3. Improvement of EFCA information systems in support of fisheries monitoring and control
4. Improvement of data management in support of fisheries monitoring and control



1. Improved Risk Management Strategy and identification of possible minimum common standards for national risk assessment systems

EFCA regional risk management based approach is used at three levels during the life cycle of JDPs:

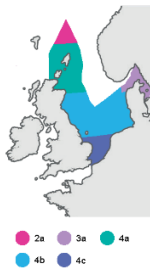
- Strategic planning of JDPs: to facilitate the long-term (yearly) spatial and temporal planning for deployment of control resources and identify the specific objectives of JDPs campaigns.
- Priority risk management: to identify priority fisheries / fleet segments under a specific threat analysis, such as non-compliance with the landing obligation, misrecording, use of illegal gear and fishing operations in closed areas/seasons.
- Operational level: to facilitate the exchange of best-practice and targets between different Member States at a short-term tactical level.

Following the previous year's methodology, in 2018 risk management was conducted at fleet segment level of several JDP areas (Baltic Sea, North Sea, Western Waters, Mediterranean Sea and Black Sea). Dedicated regional meetings took place with 2 main outcomes: a) identified the fleet segments with higher risk that should be addressed with priority; and b) recommended a set of possible risk treatment measures to address the identified high risk threats.

On this basis a series of specific actions, addressing priority threats in the most relevant segments and implementing some of the risk treatment measures, was agreed for the 2019 JDPs. In the following tables the two highest priority risks of non-compliance identified for the different regions and fisheries are presented (a more detailed overview on the priority risks is available in Annex IV). For the pelagic fisheries in the Western Waters and North Sea the highest priority risks are provided also by species. In light of the adoption of the enlarged SCIP for Mediterranean and amended provisions adopted at the ICCAT level, the priority threats in the Mediterranean are in the process of being revised and hence the table below is provisional.



North Sea - Demersal: fisheries with the highest risk of non-compliance



Gear - mesh size	Area	Main target species	Non-compliance with the LO	Misrecording	Illegal Gear	Fishing in closed areas
Otter trawls / Seines ≥100mm	4a	COD	●	●	●	
Otter trawls / Seines ≥100mm	4b	COD	●	●		
Otter trawls / Seines ≥70 and <100mm	4a	NORWAY LOBSTER	●	●		
Otter trawls / Seines ≥70 and <100mm	4b	NORWAY LOBSTER	●	●		
Otter trawls / Seines ≥32 and <70mm	3a	NORTHERN PRAWN	●	●		●
Otter trawls / Seines ≥90mm	3a	COD	●	●		●
Beam trawls ≥80 and <120mm	4c	SOLE	●	●	●	

LEVEL OF RISK | ● High ● Very high

Baltic Sea: fisheries with the highest risk of non-compliance

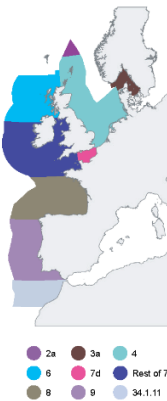


Gear - mesh size	Area	Main target species	Non-compliance with the LO	Misrecording	Illegal Gear	Fishing in closed areas, closed seasons
Otter trawls ≥105mm	22-24	COD	●	●	●	●
Otter trawls ≥105mm	25-27	COD	●	●	●	●
Otter trawls, pair trawls ≥16 and <32 mm	22-27	SPRAT		●		
Otter trawls, pair trawls ≥32 and <90 mm	22-27	HERRING		●		
Otter trawls, pair trawls ≥16 and <105 mm	28-32	HERRING		●		
Traps	22-32	SALMON		●		●
Gillnets ≥110mm, longlines	22-24	COD	●	●		

LEVEL OF RISK | ● High ● Very high

Western Waters and North Sea - Pelagic: fisheries with the highest risk of non-compliance

Herring



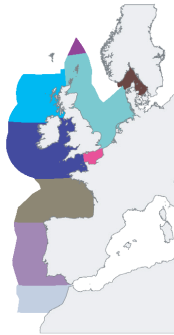
Gear	Area	Non-compliance with the LO	Misrecording
Freezer Trawler - Mid water trawl	Rest of 7	●	●
RSW tank vessel - Mid water trawl	3a, 6	●	●
RSW tank vessel - Mid water pair trawl	Rest of 7	●	●
Polyvalent - Mid water pair trawl	Rest of 7	●	●
Polyvalent - Bottom trawl	Rest of 7	●	●

LEVEL OF RISK | ● Medium



Western Waters and North Sea - Pelagic: fisheries with the highest risk of non-compliance

Horse mackerel

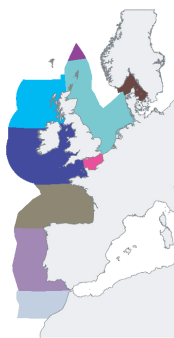


Gear	Area	Non-compliance with the LO	Misrecording
Freezer Trawler - Mid water trawl	7d	●	●
Freezer Trawler - Mid water pair trawl	7d	●	●
RSW tank vessel - Mid water trawl	7d	●	●
Polyvalent - Purse seine	8	●	●
Polyvalent - Bottom trawl	8, 9	●	●
Polyvalent - Bottom pair trawl	8, 9	●	●

LEVEL OF RISK | ● Medium

Western Waters and North Sea - Pelagic: fisheries with the highest risk of non-compliance

Mackerel

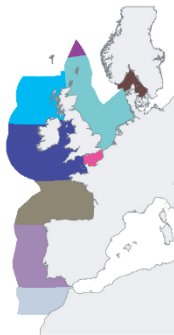


Gear	Area	Non-compliance with the LO	Misrecording
Freezer trawler - Mid water trawl and pair trawl	2a, 4	●	●
Freezer trawler - Mid water trawl and pair trawl	6	●	●
Freezer trawler - Mid water trawl and pair trawl	7d	●	●
Freezer trawler - Mid water trawl and pair trawl	Rest of 7	●	●
Freezer trawler - Mid water trawl and pair trawl	8	●	●
RSW tank vessel - Mid water trawl	2a, 4	●	●
RSW tank vessel - Mid water trawl	3a	●	●
RSW tank vessel - Mid water trawl	6	●	●
RSW tank vessel - Mid water trawl	7d	●	●
RSW tank vessel - Mid water pair trawl	Rest of 7	●	●
RSW tank vessel - Mid water pair trawl	8	●	●
RSW tank vessel - Mid water pair trawl	2a, 4	●	●
RSW tank vessel - Mid water pair trawl	6	●	●
RSW tank vessel - Purse seine	Rest of 7	●	●
Polyvalent - Purse seine	8	●	●
Polyvalent - Bottom trawl	7d	●	●
Polyvalent - Bottom trawl	Rest of 7	●	●
Polyvalent - Bottom trawl	8	●	●
Polyvalent - Bottom trawl	9	●	●
Polyvalent - Bottom pair trawl	7d	●	●
Polyvalent - Bottom pair trawl	Rest of 7	●	●
Polyvalent - Bottom pair trawl	8	●	●
Polyvalent - Bottom pair trawl	9	●	●
Polyvalent - Lines	8	●	●
Industrial fisheries - Trawl <16 mm	3a, 4	●	●

LEVEL OF RISK | ● Medium

Western Waters and North Sea - Pelagic: fisheries with the highest risk of non-compliance

▶ Anchovy



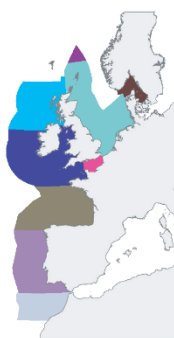
- 2a 3a 4
- 6 7d Rest of 7
- 8 9 34.1.11

Gear	Area	Non-compliance with the LO	Misrecording
Polyvalent - Purse seine	8, 9	●	●

LEVEL OF RISK | ● Medium

Western Waters and North Sea - Pelagic: fisheries with the highest risk of non-compliance

▶ Blue whiting



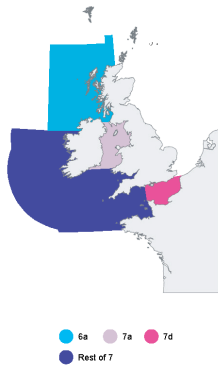
- 2a 3a 4
- 6 7d Rest of 7
- 8 9 34.1.11

Gear	Area	Non-compliance with the LO	Misrecording
Polyvalent - Bottom trawl	8, 9	●	●
Polyvalent - Bottom pair trawl	8, 9	●	●

LEVEL OF RISK | ● Medium



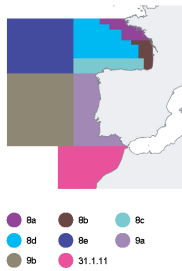
North Western Waters - Demersal: fisheries with the highest risk of non-compliance



Gear - mesh size	Area	Main target species	Non-compliance with the LO	Misrecording	Illegar gear
Trammel nets	7d	SOLE	●	●	
Generic bottom trawl <100mm	6a	NORWAY LOBSTER	●	●	
Generic bottom trawl <100mm	7a	NORWAY LOBSTER	●	●	
Generic bottom trawl <100mm	7d	NORWAY LOBSTER	●	●	
Generic bottom trawl <100mm	Rest of 7	NORWAY LOBSTER	●	●	
Generic bottom trawl ≥100mm	6a	COD, HADDOCK, HAKE	●	●	
Generic bottom trawl ≥100mm	7a	COD, HADDOCK, HAKE	●	●	
Generic bottom trawl ≥100mm	Rest of 7	COD, HADDOCK, HAKE	●	●	
Beam trawl ≥80 and >99mm	7a	PLAICE, SOLE	●	●	
Beam trawl ≥80 and >99mm	7d	PLAICE, SOLE	●	●	●
Beam trawl ≥80 and >99mm	Rest of 7	PLAICE, SOLE	●	●	
Deep water bottom trawl	6		●	●	
Beam trawl ≥100 mm	7d		●	●	
Generic gillnet	7d		●	●	

LEVEL OF RISK | ● High ● Very high

South Western Waters - Demersal: fisheries with the highest risk of non-compliance



Gear - mesh size	Area	Main target species	Non-compliance with the LO	Mis-recording	Illegar gear
Bottom trawls ≥70 and <100 mm	8, 9	HAKE, NORWAY LOBSTER	●	●	
Bottom and pair bottom trawls ≥55 and <70 mm	8, 9	HAKE	●	●	
Midwater and pair midwater trawls	8	SOLE		●	

LEVEL OF RISK | ● Medium ● Very high

Black sea: fisheries with the highest risk of non-compliance



Gear	Main target species	Non-compliance with the LO	Mis-recording	Non-compliance with spatial / temporal closures	Fishing without license and authorisation	Use of illegal gears	IUU fishing activities
Bottom set gillnets	TURBOT	●	●	●	●	●	●

LEVEL OF RISK | ● High ● Very high



Mediterranean Sea and Eastern Atlantic: fisheries with the highest risk of non-compliance



Gear	Area	Main target species	Non-compliance with specific rules for BFT and/or SWO	Misreporting and/or misrecording
Line vessels	Western Mediterranean	BLUEFIN TUNA SWORDFISH		●
	Central Mediterranean			●
	Eastern Mediterranean			●
Pelagic trawlers	Eastern Mediterranean		●	
Sport and recreation	Mediterranean Sea and Eastern Atlantic	BLUEFIN TUNA SWORDFISH	●	●
Purse seine	Adriatic Sea	ANCHOVY SARDINE		●
Purse seiner targeting BFT, associated vessels and BFT farms	Mediterranean Sea	BLUEFIN TUNA	●	●

Gear	Area	Main target species	Non-compliance with quota or bycatch limit	Non-compliance with temporal/s partial closures
Line vessels	Western Mediterranean	BLUEFIN TUNA SWORDFISH	●	
	Central Mediterranean		●	
	Eastern Mediterranean		●	
Sport and recreation	Mediterranean Sea and Eastern Atlantic	BLUEFIN TUNA SWORDFISH	●	●
Bottom trawlers	Strait of Sicily	DEEP-SEA ROSE SHRIMP HAKE		●

Gear	Area	Main target species	Non-compliance with minimum size	Non-compliance with general technical and management rules	Non-compliance with the LO
Line vessels	Eastern Mediterranean	BLUEFIN TUNA SWORDFISH	●		
Purse seine	Adriatic Sea	ANCHOVY SARDINE		●	
Bottom trawlers	Strait of Sicily	DEEP-SEA ROSE SHRIMP HAKE		●	●

LEVEL OF RISK | ● High ● Very high



NAFO Risk Assessment

Following discussions held during a meeting of the NAFO/NEAFC Steering Group in November 2017 and a dedicated workshop on this subject held in Vigo on 17 April 2018, EFCA has been working on two fronts:

- further development and fine-tuning of the individual vessel post-activity risk assessment methodology applied to determine the appropriate strategy for landing inspections. Drafting of guidance documentation for experts;
- development of an approach to risk-based strategic planning for NAFO.

The outputs of this work will be presented and discussed at a second risk assessment workshop.

2. Support the implementation of alternative, compliance-based methodologies for evaluating the effectiveness of control and inspection activities

Specific Control and Inspection Programmes

To ensure a harmonised approach across the regions and simplify the current legal framework, EFCA assisted the Commission throughout 2018 to set up specific control and inspection programmes for each region, through regional annexes. EFCA participated in the Expert Group meetings organised by the Commission in Brussels to discuss the SCIP proposal.

Moreover, a specific workshop and 2 technical meeting were organised by the Commission and EFCA to help to the overall scope for the new SCIP:

EFCA SCIP meetings		
6-7 March	Tenerife, ES	SCIP/JDP Workshop by EFCA/Commission
25 May	Hamburg, DE	SCIP Technical meeting BS/NS/WW by EFCA/Commission
5-6 June	Paris, FR	SCIP Technical meeting MED and Black Sea by EFCA/Commission

The **scope** of the SCIP, and consequently the JDPs, changed mainly with regards to the fisheries for certain species, including species under multi-annual plans, the landing obligation (Article 15 of Regulation 1380/2013) and RFMOs if applicable. Fisheries for eel were also included in each region, and recreational fisheries for cod were included in the Baltic Sea.

In addition, the system for Risk Management was further developed. Member States, in cooperation with EFCA, would have to use a harmonised methodology for their national risk assessment.

As an alternative to quantitative benchmarks, the SCIP gave Member States the possibility to work with alternative benchmarks expressed in terms of improved compliance and here too, reference is made to the obligation for Member States to use the harmonised methodology established in cooperation with EFCA.

To facilitate the establishment of these two harmonised methodologies, EFCA prepared proposals for Member States, that were presented at the annual Risk Management meeting, held on 13 and 14 November in Lisbon (details are provided under objective 3).



Further development of compliance indicators

EFCA made progress on the development of compliance indicators, namely:

- Indicators of non-compliance with the LO. To assist on this work, EFCA established a workshop with Member States and external experts to further discuss and agree on the methodology.
- Misrecording indicators of unsorted pelagic landings of Baltic Sea pelagic. EFCA, in collaboration with Member States experts, developed two new misrecording indicators based on data collected during a dedicated specific action.
- Standard methodology of compliance based benchmarking. EFCA developed standard elements to be considered for compliance indicators and proposed a set of 8 indicators that could be used by Member States as compliance based benchmarks of the SCIP. Those indicators are either based on data checked, data cross-check or on reference data.

3. Improvement of EFCA information systems in support of fisheries monitoring and control

EFCA ensures that good quality data is available for the planning, risks analysis, operational coordination and evaluation of Joint Deployment Plans.

The main data received by EFCA from Member States was:

- vessel positions (VMS);
- electronic logbooks (ERS);
- summary of inspection and surveillance reports (Activity Reports);
- target vessels.

The data flow from Member States to EFCA was monitored on daily basis. Data transmission incidents were reported back to EFCA and to the Member States concerned. Some standard processes have been developed for the monitoring of the data flow and data quality.

In 2018, the main challenge regarding data exchange between EU Member States and EFCA has been the introduction of the common data exchange protocol adopted by the EU (FLUX) for different data domains. This standard has been implemented for VMS data.

Regarding Electronic Logbook data, EFCA queried daily the Member States systems for logbook of vessels involved in fisheries under JDP. EFCA was also in charge of sending monthly some data sets to NAFO regarding the fishing activity of EU vessels in the regulatory area of that RFMO (Fishing Operation, Catch on Entry, Catch on Exit and Discards reports).

Information Systems

Regarding the Information systems used by EFCA users, EFCA was in charge of the collection and analysis of user needs. For this purpose meetings with users were organised regularly. This process triggered 3 types of answers depending on the case:

- data related issues are solved directly;
- changes for existing systems are analysed and specification are submitted to the system contractor through EFCA;
- request for new systems are formalised and submitted to the EFCA ICT steering group for approval.



In 2018, the application used by EFCA to manage JDP coordination activities and results (JADE) was upgraded 2 times. In particular, data collected during the specific at sea inspections of “last haul” are now managed under JADE.

VMS messages received in millions



EFCA ERS data 2018

MESSAGES	VESSELS	MEMBER STATES	JDP
 1,087,466 Total number of Messages pulled from Member States	 3,557 Total Number of Vessels pulled from Member States	 17 Total Number of Member States connected	 5 Number of JDPs configured

4. Improvement of data management in support of fisheries monitoring and control

Data Governance

Based on the result of the IAS audit carried out in 2017, EFCA has started the design of its Data Governance Framework, which will be progressively implemented. The objective is to enhance the quality of the data used as support to the coordination of the JDPs. An external consulting company has been contracted to support the elaboration of EFCA’s Data Governance Framework. Initially planned to be ready for implementation by the end of 2018, the project has suffered some delay. More effort was needed to raise awareness and provide staff the fundamentals for governance implementation.



Exchange of Inspection and surveillance reports

EFCA is also leading a project aiming at the automatic exchange of Inspection and Surveillance reports (EIR) between EU Member States, Commission and EFCA. For this purpose, a specific working group was created, with participants from EU Member States, DG-MARE and EFCA. In 2018, an external expert was contracted to assist in the finalisation of the data element analysis and preparation of the Implementation Document, which defines the standard data exchange protocol and format for different types of reports: (i) Inspection of vessel at sea, (ii) Inspection of vessel in port, (iii) inspection of transshipment, (iv) market inspection, (v) transport inspection and (vi) surveillance. This standard is using the EU FLUX transportation layer and is based on UN/CEFACT data exchange standard.



1.2.1.3. International dimension: compliance with international provisions (objectives 4-5)

❖ Introduction

In line with the CFP basic regulation³⁵, the remit of EFCA, the Working Arrangements on EFCA's international activities between the European Commission and EFCA (AB Decision 15-W-1), and **at the request of the European Commission**, the Agency assisted the Union to cooperate with third countries and international organisations dealing with fisheries, including RFMOs, in order to strengthen operational coordination and compliance.

The scope of this assistance is included in a yearly strategy document presented by the Commission to the EFCA Administrative Board, and incorporated in EFCA's Programming Document considering the availability of resources.

OBJECTIVE 4
Support the EU in the implementation of the external dimension of the CFP
Results
<ol style="list-style-type: none"> 1. Support to the EU delegation in RFMOs meetings 2. Support to the EU as regards direct cooperation with third countries, countries without prejudice of PESCAO (under objective 5) and/or, in the context of ICCAT and GFCM and other RFMOs, including through JDPs 3. Assistance to the European Commission in connection with the evaluation mission to third countries as regards IUU Regulation 4. Increased collaboration between Member States IUU competent authorities in the verification process and risk analysis relating to the import of fisheries products to the EU

1. Support to the EU delegation in RFMOs meetings

Throughout 2018 EFCA continued to closely support DG MARE during the run-up, participation and follow-up of the EU representation in RFMO meetings, namely in GFCM and ICCAT.

As regards ICCAT, EFCA participated and supported the EU Delegation in the Annual meeting and in those intersessional meetings concerning monitoring and control issues. EFCA also participated in all technical and coordination meetings with Member States in support of the activities for which they coordinate on behalf of the EU, such as the International Schemes of Inspection for BFT and Mediterranean swordfish, and also in the development of new monitoring and control provisions.

An EFCA staff member was elected to chair the ICCAT panel that deals with the development and reviewing of Monitoring, Control and Surveillance issues (PWG - Permanent Working Group) and continues to Chair the Technical Working Group for the Electronic Bluefin Catch Document Programme (eBCD).

Regarding GFCM, EFCA supports, the EU Delegation and has participated in the annual and intersessional meetings of the Compliance Committee and IUU Working Groups in which EFCA supported DG MARE on control issues, as well as presented the approach, state of play and results of the Pilot Projects developed by EFCA and coordinated on behalf of the EU.

³⁵ Article 30 of the CFP basic regulation: "The Union shall, including through the European Fisheries Control Agency ("the Agency"), cooperate with third countries and international organisations dealing with fisheries, including RFMOs, to strengthen compliance with measures, especially those to combat IUU fishing, in order to ensure that measures adopted by such international organisations are strictly adhered to".



2. Support to the EU as regards direct cooperation with third countries, countries without prejudice of PESCAO (under objective 5) and/or, in the context of ICCAT and GFCM and other RFMOs, including through JDPs

GFCM Pilot Project in the Black Sea

Following on from the successful implementation of the Pilot Project in the Strait of Sicily in 2017, and the subsequent adoption of a new International Inspection Scheme by GFCM, EFCA coordinated a new Pilot Project in the Black Sea (GFCM BLSPP) in 2018.

The GFCM BLSPP objective was to promote compliance and the level playing field with the management and conservation rules applicable at GFCM level to the turbot fishery in the Black sea. In accordance with the Paragraphs 52 and 53 of the Recommendation³⁶ and based on the results of the Pilot Project, the GFCM would then be in a position to adopt before the end of 2019, a voluntary observation and inspection programme.

The GFCM BLSPP was launched by EFCA with the participation of BG, GE, RO, TR and UA. It was coordinated by EFCA with the support of the GFCM Secretariat and involved: exchange of best practice and common implementation of GFCM control rules, training, data/information exchange, follow-up of inspections, joint operations with inspectors from GFCM contracting parties and testing/exploring control technologies.

The GFCM BLSPP was developed throughout the period January to May 2018, with some activities continuing until October 2018. The main operational activities took place in the month of April 2018 when the EFCA chartered vessel Lundy Sentinel was deployed in the Black Sea. The presentation of the GFCM BLSPP results during the Sofia High Level Conference on Black Sea Fisheries and Aquaculture on 7-8 June 2018 was a milestone.

The results and lessons learned served to discuss the main typology of fishing activities observed, potential strengths and weaknesses of relevant control measures, as well as propose recommendations for the next GFCM annual meeting, including enhanced measures as laid down by way of Recommendation GFCM/41/2017/4 on a multiannual management plan for turbot fisheries in the Black Sea.

Cooperation with GFCM members in the Strait of Sicily

EFCA continued the close cooperation with a number of GFCM Contracting Parties in the Strait of Sicily to ensure full and common implementation of GFCM conservation and management provisions applicable to the area.

These activities involved exchange of best practice and common implementation of GFCM control rules, training, data/information exchange, follow-up of inspections and joint operations with inspectors from GFCM contracting parties.

The results and experience gained in the ongoing cooperation in 2018 was very positive and supported the adoption by the EU of new conservation and management provisions in the GFCM 2018 annual meeting. These included the Recommendation on the Strait of Sicily concerning the consolidations of previous recommendations on demersal measures with the Management plan for the European hake and deep-water rose shrimp and the extension of the International Joint Boarding and Inspection Scheme for three years. Furthermore, it also included a Recommendation on access to MCS data for the contracting parties participating in joint control and surveillance pilot projects, permanent schemes and lastly a new Recommendation on the marking of fishing gears.

³⁶ GFCM Recommendation GFCM41/2017/4 on a multiannual management plan for turbot fisheries in the Black Sea (geographical subarea 29) stated that, upon request of CPCs with the assistance of the GFCM Secretariat and EFCA, a pilot project would be established in 2018 with a view to establishing a voluntary observation and inspection programme in order to ensure compliance with the conservation and management measures in the recommendation.



3. Assistance to the European Commission in connection with the evaluation mission to third countries as regards IUU Regulation

EFCA was ready and capable of providing extensive support to the Commission in connection with the evaluation missions to third countries as regards the Council Regulation (EC) 1005/2008 (the IUU Regulation)³⁷. In this respect, throughout the year, EFCA was requested to support the European Commission in evaluation missions to four countries: China, Ecuador, Philippines and Vietnam.

EFCA's main role in the evaluation missions was to prepare the visit by analysing the catch certificates and supporting documents from the country in question and providing the European Commission with a report of the findings. EFCA was also requested to participate in several missions and assisted with presentations and explanations of the mission findings to the third country authorities.

In summary, EFCA assisted the European Commission with the analysis of a total of 435 catch certificates and 195 processing statements (Annex IV of the IUU Regulation) for 7 third countries:

Third country	EFCA mission dates	EFCA participation to the mission	No of documents analysed by EFCA	
			CCs	PS
Taiwan	-	no	53	31
Mauritius	-	no	63	36
Philippines	26 February- 2 March	yes	158	10
Seychelles	-	no	40	10
Vietnam	14-25 May	yes	n/a	n/a
Ecuador	12-16 November	yes	54	31
China	3-6 December	yes	67	77
Total			435	195

At the request of the European Commission, EFCA also provided capacity building support to China and Japan, by presenting and sharing practical experience on the implementation of the EU catch certification scheme laid down by the IUU Regulation.

EFCA also participated in two working group meetings organised by the European Commission on the development of an EU IT system/database to support the implementation of the IUU Regulation and the catch certification scheme. EFCA provided particular technical input based on its experience of analysing catch certificates and supporting documents.

4. Increased collaboration between Member States IUU competent authorities in the verification process and risk analysis relating to the import of fisheries products to the EU

EFCA dedicated specific efforts and attention to training for Member States to assist them in the proper and uniform application of the IUU Regulation and to foster cooperation and networking. To this end,

³⁷ Regulation (EC) 1005/2008 of 29 September 2008 establishing a Community System to prevent, deter and eliminate illegal, unreported and unregulated fishing.



EFCA organised 2 training sessions for “newcomers” in Vigo and an “advanced” training session in Rotterdam on the implementation of the IUU Regulation.

EFCA also organised two regional IUU training sessions, the first one for EE, LV, LT and PL (in Klaipeda, LT), and the second one for AT, DE, NL and CH (in Hamburg, DE). In addition, EFCA participated in two national training sessions on the implementation of the IUU Regulation organised by HU and RO.

An important initiative took place on 6 December 2018, when EFCA organised a plenary seminar and EFCA IUU Steering Group aiming at promoting the exchange of experience and best practices between Member States. During EFCA IUU Steering Group, at the request of the European Commission, the Member States reported the main elements of their activities for the period 2016-2017 in order to identify methodological issues and areas of possible clarification and improvement.

OBJECTIVE 5

To strengthen compliance through the implementation of EU international projects (e.g. “Improved Regional fisheries governance in Western Africa (PESCAO)”) as regards fisheries monitoring, control and surveillance

Results

1. Strengthening of prevention and responses to IUU fishing in the areas concerned
2. Harmonisation of third countries legal framework in accordance with international standards
3. Increased capacity of third countries fisheries inspectors and other officials
4. Improved compliance, level playing field and cost-effectiveness in the areas concerned

1. Strengthening of prevention and responses to IUU fishing in the areas concerned

Improved regional fisheries governance in western Africa (PESCAO)

The PESCAO programme has been developed in the framework of the Regional Indicative Programme (RIP) for Western Africa, on component 1 (peace and security) and 3 (resilience). The Action Document was adopted by the Commission on 28 April 2017 - Decision C (2017)2951. EFCA signed its grant contract with the Commission in March 2018 and the project started in May 2018. The specific objective of PESCAO is to improve regional fisheries governance in Western Africa through better coordination of national fisheries policies. There are 3 expected results:

- Result 1: a Western African fisheries and aquaculture policy is developed and coordination of regional stakeholders is improved.
- Result 2: prevention of and responses to IUU fishing are strengthened through improved Monitoring, Control and Surveillance (MCS) at national and regional levels.
- Result 3: marine resources management at the regional level is improved, building resilience of marine and coastal ecosystems to perturbations.

In the framework of PESCAO - Result 2, EFCA provided technical support to the Sub-Regional Fisheries Commission (SRFC), the Fisheries Committee for the Western Central Gulf of Guinea (FCWC) and their member countries, in a coordinated manner, using its experience in the EU context. EFCA also supported EU Delegations in Accra and Dakar on technical aspects. EFCA has contributed to the achievement of the overall objective of the PESCAO project, which is to enhance the contribution of fisheries resources to sustainable development, food security and poverty alleviation in West Africa.



2. Harmonisation of third countries legal framework in accordance with international standards

An important element within the PESCAO project is related to the legal analysis of the state of play of the third countries involved. EFCA signed a contract with an external expert to conduct a legal mapping of the national and regional legislation related to fight against IUU fishing in the PESCAO area. The mapping will be complemented with a gap analysis and a set of recommendations for SRFC and FCWC towards updating national legislation of their member countries to international and RFMO standards, to be delivered by the project in cooperation with the European Commission.

3. Increased capacity of third countries fisheries inspectors and other officials

EFCA was engaged in several capacity building activities for third countries. The Agency organised the first “PESCAO Training for Trainers” course on 23-26 October 2018 in Vigo. A pool of 22 trainers from Benin, Cape Verde, Côte d'Ivoire, Gambia, Ghana, Guinea Bissau, Liberia, Mauritania, Nigeria, Senegal, Sierra Leone and Togo was created in cooperation with the two partner organisations, the Sub-Regional Fisheries Commission (SRFC) and the Fisheries Committee for the West Central Gulf of Guinea (FCWC). During the course EFCA presented a step by step methodology for inspection in port and at sea, underpinned by practical visits to EFCA's Coordination Centre, the seafood auction in the port of Vigo and a tuna reefer landing inspection in the port of A Pobra do Caramiñal, in close cooperation with Spanish fisheries control authorities. EFCA's objective is to work with these trainers in the on-the-spot national and regional training sessions throughout the PESCAO project.

4. Improved compliance, level playing field and cost-effectiveness in the areas concerned

Operational elements

The SRFC organised two joint control campaigns during 2018, and EFCA participated to both of them as an observer:

- a member of EFCA staff was deployed on board the regional patrol vessel chartered by the SRFC to the Senegalese Navy. The expert has supported the work of the three national inspectors from the three countries involved in each joint campaign;
- a seconded EFCA expert deployed at the regional coordination centre supported the use of Integrated Maritime Services (IMS) and Copernicus satellite imagery.

The first joint campaign “Mory Gningue” was carried out from 16 to 23 September, under the coordination of SRFC and with the participation of Senegal, Guinea Bissau and Gambia. The coordination centre in charge was based in Bissau and the operation covered the waters of Guinea Bissau, Gambia and the southern waters of Senegal (Cassamance region). During the operation, the competent authorities of the three participating SRFC member countries worked together in the coordination of joint patrols and inspections. Three patrol vessels were deployed, 41 inspections were carried out and six instances of non-compliance detected.

The second joint campaign “Badijgui Kouyate” was held from 28 November to 4 December, under the coordination of SRFC and with the participation of Guinea Conakry, Guinea Bissau and Sierra Leone. The coordination centre was set in Conakry and the operation covered the waters of the three participating countries. As in the first campaign, the competent authorities of the three participating SRFC member countries worked together in the coordination of joint patrols and inspections. Five patrol vessels were deployed, 46 inspections were carried out and three instances of non-compliance detected. FCWC staff or member countries were invited to participate as observers but they declined.



The two joint operations have contributed to developing a culture of cooperation amongst the countries in the sub-region, and have strengthened the cooperation amongst EFCA and SRFC.

The detections from satellite-based systems, received from EMSA, provided the tools for behaviour analysis and identification of possible non-compliance targets. Vessel position overlaid on satellite images with a vessel detection layer allowed to identify the vessels that were reporting from those that were not. The information/position of the uncorrelated vessels provided by the IMS was then analysed in conjunction with the VMS (when available) to have an overview of which vessels were reported in a given area. This allowed the coordination centre to task the sub-regional patrol vessels with a general strategy of investigating and inspecting clusters of targets, particularly in the case where Earth Observation Synthetic Aperture Radar (EO SAR) had identified uncorrelated targets.

Risk management

From 26 to 27 November, EFCA organised a sub-regional workshop on risk management for SRFC countries in Conakry. The workshop was attended by 20 participants from the seven member countries and several representatives from SRFC itself.

This workshop was organised to improve the understanding of the decision making-process that inspectors, with the support of the national FMC, should use to decide which fishing vessels to inspect with a view to achieve the operational objectives. In particular, the participants learned how to be guided by the risk of non-compliance with fishery conservation and management rules that the vessels present.

The main objective of the workshop aimed at assessing IUU fishing risks in the area, and to strengthen the capacities of the staff of the SRFC member countries responsible for the inspection and control of fishing vessels at sea and/or in ports. The specific objectives of the workshop were to:

- Identify and characterise the risks of IUU fishing at sub-regional level.
- Determine the probability and impact of non-compliant fishing events.
- Determine measures concerning the treatment of IUU fishing risks.
- Initiate a methodology for assessing the risks of IUU fishing at the sub-regional level.

The workshop concluded with a number of recommendations, regarding the sub-regional risk management, that will be followed-up in future sub-regional workshops to be organised in the framework of the programme PESCAO.

1.2.1.4. Coast Guard and Capacity Building (Objective 6)

❖ Introduction

Coast Guard functions

This strategic area was important in order to strengthen EU cooperation on Coast Guard (CG) functions with other European agencies and to support Member States national authorities. Within the framework of the Tripartite Working Arrangement (TWA)³⁸, EFCA successfully cooperated with the European Border and Coast Guard Agency (Frontex) and European Maritime Safety Agency (EMSA) to support national authorities carrying out coast guard functions, providing assistance and expertise on coordination and fisheries control using services/tools available at agencies.

³⁸ Arrangement signed on 17 March 2017 by the three agencies following the legislative amendment to the founding regulations of EFCA and EMSA and the adoption of a new Regulation for Frontex.








EFCA operational capacity

is available for Multipurpose Operations in cooperation with FRONTEX, EMSA and Member States relevant authorities in its support to coast guard functions

Primary

 Fisheries inspection and control

Support role

-  Search and rescue
-  Border Control and Customs control
-  Law enforcement
-  Maritime environmental protection and response
-  Maritime monitoring and surveillance
-  Maritime safety
-  Maritime accident and disaster response

Capacity Building

Training activities and training material in support of the effective and uniform application of the CFP are crucial to guarantee a fair and equitable treatment to the Union operators. In this regard, the EFCA Core Curricula was kept updated.

Moreover, EFCA continued the development and update of the different training material to be used by Member States, with the final objective to contribute to the creation and implementation of a Sectoral Qualification Framework (SQF) for EU CG functions including fisheries control and inspection³⁹. In that regard, EFCA e-learning platform⁴⁰ helped contribute to a level playing field and a harmonised methodology of inspections.

Training courses delivered by EFCA covered, in line with its mandate, control aspects of the CFP and the relevant international instruments.

³⁹ Administrative Board Recommendations on EFCA Five-Year Evaluation (Recommendation 2), 21 June 2017, <https://www.efca.europa.eu/en/content/external-evaluation-2017>

⁴⁰ Administrative Board Recommendations on EFCA Five-Year Evaluation (Recommendation 2), 21 June 2017, <https://www.efca.europa.eu/en/content/external-evaluation-2017>



OBJECTIVE 6

Improve capacities to implement fisheries control and support other⁴¹ coast guard functions

Results

1. Harmonised training programmes for Member States officials including through the support to the development of a Sectoral Qualification Framework for fisheries
2. Cooperation with EMSA and Frontex in the implementation of the EU Coast Guard initiative. Implementation of the annual strategic plan agreed with EMSA and Frontex under the TWA
3. EFCA control means chartered and deployed following the agreed planning of operations
4. Promotion of the use of new technologies for fisheries control purposes

1. Harmonised training programmes for Member States officials including through the support to the development of a Sectoral Qualification Framework for fisheries

EFCA continued to provide training to Member States inspectors and to promote exchanges between Member States' Union inspectors in the context of JDP operations, both at sea and on land. These training events took place throughout the year and mainly covered tasks carried out by Union inspectors deployed in the framework of JDPs, as well as specific training in relation to the IUU Regulation. It is to be noted that EFCA included in 2018 an event registration functionality in its e-learning platform to facilitate the organisation and management of training sessions.

During 2018, regional workshops for inspectors in all JDPs were organised and delivered by EFCA with focus on the standardisation of inspections and in an effort towards achieving a level playing field. EFCA has also participated in training sessions in support of Member States for the uniform implementation of the landing obligation in the different regions.

Additional information on operational trainings is provided under objectives 1 and 2. A summary table of training events organised in 2018 by EFCA or national training events to which EFCA contributed is available in Annex IV to this report.

Support to Member States training activities on request

At the request of HR, BG, FR, EL, IT, PT and RO, EFCA participated in national trainings covering general and/or specific topics such as inspection methodologies, technical measures, market/premises inspection and verification/validation procedures under the IUU Regulation.

Training and briefings in cooperation with other EU agencies

In the framework of the European Cooperation on CG functions and, more specifically, the inter-agency cooperation in the field of capacity building, EFCA and EMSA organised a joint training session on maritime safety and fisheries control rules applicable to fishing vessels. The main objective was to raise awareness on the added value of an effective cooperation between fisheries and maritime safety authorities; and to increase cross-function cooperation. The training was organised in 2 sessions – one in EFCA (4-5 April 2018) and another in EMSA premises (23-24 May 2018). EFCA also cooperated with EMSA for the development, translation and multilingual voice-over of a specific video tutorial for IMS users in charge of fisheries control activities.

⁴¹ Regulation (EU) 2016/1626 of the European Parliament and of the Council of 14 September 2016 amending Council Regulation (EC) No 768/2005 establishing a Community Fisheries Control Agency: "...Whereas:

(1) National authorities carrying out coast guard functions are responsible for a wide range of tasks, which may include maritime safety, security, search and rescue, border control, fisheries control, customs control, general law enforcement and environmental protection."



Regarding cooperation with Frontex, EFCA participated throughout the year in the development of a course for the preparation of air crew for joint operations, and provided specific input on fishing vessels' sighting methodology.

Moreover, EFCA staff participated in 2 workshops on search and rescue organised by Hellenic Coast Guard and Frontex in the scope of JO Poseidon: 1 in Samos island and 1 in Lesbos island.

Based on intensive interagency collaboration, EFCA officials provided 12 operational briefings for the crew members of Frontex deployed means in context of JO's in the Mediterranean Sea (2 in Malaga, 5 in Rome and 5 in Piraeus). This permitted to train these officials in the delivery of information relevant for fisheries control.

EFCA E-learning courses

In order to promote the use of its e-learning platform by Member States' inspectors, EFCA focused on the translation of the existing modules on inspection at sea and port inspections in French, German, Greek, Italian, Polish, Portuguese and Spanish. The translations into the same languages for the module General principles, specific types of inspection, as well as the video tutorial on the use of mesh gauges have been finalised and will be made available at the beginning of 2019.

At the end of 2018, 671 users from Member States, the European Commission, non-EU countries, EFCA and other EU Agencies staff were registered on the platform.

EFCA also made use of its e-learning modules for inspectors from non-EU countries on the introduction to fisheries inspection at sea and in port in support of "classroom" training provided on-the-spot. These modules were made available in English, French and Portuguese.

2. Cooperation with EMSA and Frontex in the implementation of the EU Coast Guard initiative. Implementation of the annual strategic plan agreed with EMSA and Frontex under the TWA

Annual Coast Guard event

In 2018, EFCA hosted the first Annual European Coast Guard event organised in the framework of the Tripartite Working Arrangement (TWA) established between EFCA, EMSA and Frontex, as the first Chair of the TWA Steering Committee. The event got together the communities of the three agencies on 11 and 12 April in Isla de la Toja, Pontevedra, ES.

The aim was to serve as the main forum for discussions, to provide feedback and to identify possible activities for the future cooperation of the agencies in support to national authorities carrying out CG functions.

A total of 118 participants attended the event from 22 Member States, Norway and the European institutions. The technical session covered the five cooperation areas defined by the co-legislators⁴² and was the main forum for consultation and feed-back from national authorities. The conclusions of this event are provided in Annex IV to this report.

Interagency cooperation on Coast Guard functions

Within the interagency cooperation on Coast Guard functions, EFCA continued to coordinate the Capacity Building and Risk Assessment cooperation areas.

⁴² Sharing of information, surveillance services, capacity building, risk assessment and sharing of capacities
Page 53 of 192



For the risk assessment, a common terminology for risk analysis was developed (glossary) and the three agencies discussed possible levels of integration of risk assessment analytical products. The spatial and temporal dimensions would be important aspects to consider. The levels of planning between strategic planning vs tactical day to day monitoring were considered as well as the identification of complementarities that could be relevant for each agency (data poor situations, low risks with high impacts) was also considered. The current risk assessment frameworks of the three agencies are different since different mandates resulted in the development of different analytical products.

A common report of Frontex, EMSA and EFCA regarding the implementation of the annual strategic plan is included in Annex IV to this report.

European maritime Security Strategy (EUMSS)

EFCA is one of the EU actors listed on the Action Plan⁴³ to implement European Maritime Security Strategy to ensure safe, secure and clean seas and oceans for prosperity and peace. EFCA's participation and contribution as regards elements of EU CG functions is closely coordinated with other EU agencies (e.g. Frontex and EMSA) while supporting the protection of the EU strategic maritime interests.

EFCA has actively participated in a **European Union hybrid exercise multilayer 18** (parallel and coordinated exercise with NATO).

Cooperation with EUROPOL

On 27 March 2017, the Council decided to continue the EU Policy Cycle for fighting against organised and serious international crime for the period 2018 – 2021. For the first time, the Council agreed to include Environmental Crime (ENVICRIME) as a fully-fledged Priority. This crime has never been

⁴³ Council conclusions on the revision of the European Union Maritime Security Strategy (EUMSS) Action Plan, 26 June 2018 (document Council EU 10494/18).



prioritised before, and only the Environmental Crime Network (Envicrimenet) existed as the informal network of environmental protection officers within the EU. This Network's representative is part of European multidisciplinary platform against criminal threats (EMPACT) now.

In 2018 EFCA, as part of the framework of multiagency cooperation in relation to CG functions, was associated with the Operational Action (OA) 2.1 named "Illegal Fishing" following the cooperation with Frontex. This was one of the 11 operational actions of the total 18 actions of ENVICRIME. This operational action was led by FR, co-led by ES, MT, Europol and Frontex. Other participants were: BG, EE, EL, PT, RO, SE, UK, Eurojust and Interpol.

The objective of the OA 2.1 was to prepare and conduct coordinated controls, but also investigations and prosecutions to detect and disrupt organised crime groups active in the area of illegal fishing affecting the EU.

In 2018 the activities mainly focused on establishing contacts and collecting information available in the Member States as regards criminal codes (penalties related to illegal fisheries).

On 4 December EFCA hosted a debriefing meeting chaired by FR action leader involving Member States and EU agencies related to OA 2.1 implementation in 2018. During the meeting the first exchange of views were made as regards potential areas of collaboration in 2019.

Due to the specific nature of the ENVICRIME dimension (criminal investigations), participants from Member States are mainly coming from police/law enforcement authorities who are not dealing directly with fisheries control.

Cooperation with the ECGFF

In the context of the support to national authorities carrying out CG functions, in 2018, EFCA supported two workshops organised by the German chairmanship of the European Coast Guard Functions Forum (ECGFF).

The first of these workshops was held in Bremen, DE, from 16 to 18 May 2018 on *Network of Coast Guard Centres (CGC)* and had the aim to identify the needs of the authorities with CG duties of the EU Member States and to improve the information sharing among them. A total of 70 participants got together from 21 different Member States, the European Commission and EU Agencies. The workshop discussed ways to improve the current situation in terms of data sharing and of developing Common Maritime Situational Pictures.

The second of these workshops on *Multinational and Cross Functional Crews in Coast Guard Operations* was held in Vigo, ES, between the 19 and 21 June 2018. A total of 60 participants got together from 17 different Member States and EU agencies. This workshop analysed the context and background of multipurpose operations (multinational and cross-functional) from a legal, capacity building and practical perspective.

Cooperation with other Coast Guard Fora

Also in the context of cooperation with coast guard functions fora, EFCA supported a workshop (13 April 2018, Vigo, ES) of the Mediterranean Coast Guard Functions Forum (MCGFF) chaired by FR on cooperation and collaboration on coast guard functions in the Mediterranean Sea. For the same Forum, EFCA participated in the plenary conference in Marseille, FR (27 and 28 June 2018) presenting an initial assessment of the GFCM pilot project in the Mediterranean and supported a discussion on the expectations of the southern Mediterranean countries regarding the European Agencies Frontex, EFCA and EMSA.

In September 2018, EFCA in cooperation with EMSA and Frontex, presented the state of play of the interagency cooperation on coast guard functions during the plenary of the North Atlantic Coast Guard Forum (NACGF)⁴⁴.

⁴⁴ <http://www.ccg-gcc.gc.ca/NACGF>

3. EFCA control means chartered and deployed following the agreed planning of operations

EFCA OPV Lundy Sentinel

By the end of 2017 EFCA successfully concluded a procurement procedure allowing the chartering of an operational asset from February 2018. The EFCA chartered vessel Lundy Sentinel is a multi-role field support emergency response and rescue vessel (ERRV) built in 2015. EFCA chartered OPV is a well prepared multipurpose platform for reconnaissance, surveillance and inspection missions at sea meeting most of the operational requirements of various authorities performing CG functions in EU.

The OPV has proven its operational performance while operating uninterrupted in all EU sea basins in adverse weather and sea conditions, and was a net addition to the capacity of the Member States with no additional cost to them.



From February until September 2018, the OPV has been intensively and successfully operating in several sea basins (Black Sea in April, Mediterranean Sea in February – August) to support Member States for fisheries control and multipurpose operations, having several fisheries inspectors on board from EU and third countries (e.g. UA, DZ, TN).

EFCA chartered OPV is an excellent platform to foster cooperation, promote interoperability, transparency and information exchange among all stakeholders involved. The OPV presence in certain restricted fishing areas served as a deterrent measure. Nonetheless, some of the inspections carried out by EFCA's OPV fisheries inspectors team resulted in various apparent infringements found, following an adequate risk assessment procedure in cooperation with the Member States.


While operating in the Mediterranean and the Black Sea basins, EFCA's OPV was always available for other CG functions and actively assisted in several Search and Rescue (SAR) requests received from Maritime Rescue Coordination Centres (MRCC)/RCC. It also reported potential sea pollution cases. In line with interagency cooperation, the OPV was available to support the border surveillance function, and was in close contact with different Frontex international coordination centres.

Since September, for the first time, EFCA's OPV with Member States fisheries inspectors on board was operating in the Atlantic EU Waters (North Sea, Baltic Sea and Western Waters) contributing to the implementation of risk treatment measures by conducting inspections of fishing vessels in the framework of the EFCA JDPs.

In line with the European cooperation on coast guard functions, the OPV was prepared and contributed to international Joint Operation Baltic Tracking 2018 taking place in the Baltic Sea from 17 to 30 September. This operation was led by the SE Coast Guard, with the participation of EMSA and Frontex, as well as Member States from the Baltic Sea basin. During this multipurpose operation, the EFCA OPV hosted an international team composed of EFCA, Member States (SE Coast Guard) and Frontex representatives on board for the entire operational period. During the operation EFCA was integrating fisheries control data from EU Member States, coordinating Member States fisheries surveillance

activity, compiling situational analysis regarding fisheries activity, providing a representative to the Maritime Joint Analysis Team (M-JAT) and International Coordination Centre.

Lastly, support to national authorities in marine environmental protection is a very important function to which EFCA is able contribute in cooperation with EMSA. Using the opportunity of the OPVs multipurpose platform operations, EFCA took part and contributed, besides fisheries surveillance and inspection, to Interpol's and Europol's coordinated maritime operation "30 Days at Sea" which lasted all October. This operation was dedicated mainly to counter maritime environmental protection.



Aerial surveillance

Besides the chartered OPV, to support Member States for fisheries monitoring, control and surveillance, airborne assets within the framework of the Service Level Agreement (SLA) between EFCA and Frontex were also activated. EFCA used Multipurpose Aerial Surveillance (MAS) flights delivered by airplanes contracted by Frontex, Osprey 1 and 2. The flights took place over the International waters of the North - Central Mediterranean Sea, off Sardinia, in February, and in the European waters in the Western Black Sea in April. Further flights were organised in the international waters of the South - Central Mediterranean Sea, South of Sicily. The main objective was to obtain sightings for fisheries control, but the aircraft was available and engaged in other multipurpose operations, as law enforcement sightings for Frontex and Search and Rescue cases to support the Maritime Rescue Coordination Centres.

In order to secure airborne surveillance services for the upcoming years, in cooperation with Frontex, EFCA participated in 2018 in an inter-institutional procurement process for aerial surveillance services to be activated in 2019.



4. Promotion of the use of new technologies for fisheries control purposes

Integrated Maritime Services for fisheries control

In close cooperation with EMSA, EFCA continued the rolling out of the EFCA Integrated Maritime Service (IMS) with the introduction of specific user functionalities, fisheries related information and reference data.

By the end of 2018 there were 752 users of the fisheries control user community.

In addition, the Pilot Project 'Modernising fisheries controls and optimising vessel monitoring through the use of innovative European systems' aimed at developing and testing a specific application for the verification of IUU catch certificate information on a global level, was concluded in December 2018. A further two Member State Project User Group meetings were organised to assess and discuss project development, results and, in view of the promising project results, the potential way forward.

Copernicus

Copernicus Maritime Security Services delivered by EMSA were used for operational activities in the Mediterranean & Black Sea area, Baltic Sea and West African Waters in support of PESCAO. The delivered Synthetic aperture radar and optical satellite images were integrated in EFCA IMS and analysed by EFCA in view of detecting and identifying potential targets for inspection.

EFCA made 13 Copernicus service requests which translated into 273 Synthetic aperture radar and 8 optical images which were analysed for fisheries control purposes.

EFCA participated in specific Copernicus workshops and industry presentations regarding the use of Earth Observation technologies for fisheries control and maritime surveillance purposes.

Common Information Sharing Environment (CISE)

As a member of the Technical Advisory Group (TAG) for the Common Information Sharing Environment (CISE), EFCA has been following up on the developments with regards to the EUCISE2020, a Security Research project of the European Seventh Framework Program aimed at pre-operational Information sharing between the maritime authorities of several European States. CISE is a key element of the EU integrated Maritime Policy and the EU Maritime Security Strategy. It will integrate existing surveillance systems and networks interoperable so that data and other information can be exchanged easily through the use of modern technologies.

GOVSATCOM project related to secure satellite communication

DG GROW initiated GOVSATCOM which is a three-year pilot project under the H2020 to be led by Coordination and Support Action (CSA) in a form of consortium. EFCA together with the other relevant EU agencies (EMSA, Frontex) has joined the project consortium and will contribute in drafting specific project documentation. EFCA considers this project as an opportunity to represent fisheries community end user needs as well as to test modern and secure governmental communication technologies for fisheries surveillance and purposes.

Support to maritime surveillance technology related initiatives

EFCA is being consulted on a regular basis to provide input and support, from a fisheries control perspective, to various EU maritime surveillance technology related initiatives. In 2018 input was provided to the European Radio Navigation Plan and GOVSATCOM for the provision of secure satellite communications for government use. EFCA also participated in initiatives related to Maritime Surveillance Technologies organised by other EU bodies, such as the 2nd Capabilities Development Plan (CDP), technological workshop for maritime surveillance organised by the European Defense Agency.

PART II. HORIZONTAL SUPPORT

The Horizontal Support includes:

Horizontal Support	
Communication	Governance and Communication
Administrative Board	
Advisory Board	
Representation and Networks	
Budgetary and Financial management	
Human Resources (HR) management	
Budget implementation tasks entrusted to other services and entities	
Procurement	
IT	
Information Security Management	
Facilities	
Data protection and access to documents	

2.1. Communication (Objective 7)

❖ Introduction

The Communication Strategy Plan ensures that EFCA activities are well known for the target audiences and stakeholders. Its activities are aligned with EFCA's Annual work programme and takes on board the feedback and best practices of other EU agencies. In 2018, much focus has been placed on the roadmap for a balanced management of the fisheries control remit and EFCA's role in the EUCG undertaking.

❖ Main activity results

This has been an intense year in regards to the communication activities that have been undertaken in support of EFCA's mission and operational activities, as foreseen in the Communication Strategy. Aligned to the evolution of its mission, as stated in the amendment to EFCA's Founding Regulation, besides the coordination and capacity building of the inspection and control regime of the CFP in the Member States, the cooperation in the framework of the EUCG project, has also been reflected in the



communication work, with the special highlight of EFCA's organisation of the annual event of the European Coast Guard cooperation in La Toja in April 2018.

Moreover, a specific communication strategy was drafted and validated amongst its partners for the PESCAO project. EFCA coordinated the communication activities with both the EU and African partners regarding the project kick-off. The activities entailed a coordinated press release and social media activity. Material for the project has been designed.

2018 was also marked for the celebration of the 10th year anniversary of EFCA in Vigo, with the organisation of a seminar on Fisheries, Monitoring, Control and Surveillance measures and in the framework of the European Coast Guard cooperation and an official event that brought together around 200 partners and stakeholders

Objective 7

Ensure that EFCA's target audiences: stakeholders, general public, institutions, local audience and EFCA staff understand the Agency's mission, positively perceive the Agency as a well-qualified operational and technical body which efficiently meets its objectives and have a direct flow of information with the EFCA. Through its communication strategy, the EFCA promotes a culture of compliance and fosters the European Union values.

Results achieved by objective

1. Stakeholders are informed about fisheries sustainability, the CFP rules in general and control measures concretely as well as its contribution to the European Border and Coast Guard and the cooperation programme PESCAO

EFCA participated in and supported the International Fisheries Observers Monitoring Conference (IFOMC) that took place in Vigo on 11-12 June 2018. EFCA's Executive Director gave a keynote speech, a poster was created, EFCA's material was distributed and a lunch was offered. NOAA and Canadian authorities visited EFCA following the event.

EFCA received in its premises visits of different stakeholders, such as the Spanish Minister of Fisheries, Agriculture and Food and the Spanish Secretary State for the European Union or the NGO ClientEarth. Moreover, in 2018 different groups of students visited EFCA, including those in secondary education from Cambados and Vigo.

Furthermore, following the Agreement between the European Parliament and the European Commission on the transparency register for organisations and self-employed individuals engaged in EU policy-making and policy implementation, and taking into account relevant practices in the European Commission, an Executive Director's Decision on the publication of information on meetings with organisations or self-employed individuals was adopted. Accordingly, the Agency started publishing the list of the relevant Executive Director and staff meetings.

2. General public is aware of the work of the EFCA in the area of control of the Common Fisheries Policy as well as its contribution to the European Border and Coast Guard and the cooperation programme PESCAO

In view of supporting the Communication Strategy defined by the European Commission, EFCA participated in the Seafood exhibition in Brussels joining the stand of the Commission, having continuous EFCA staff presence, giving a presentation on its activities, as well as displaying new publications, such as a new brochure on EFCA activities and the PD 2018, and other material. The cooperation with DG MARE on social media has been intensified throughout the year sharing audio-visual resources and with joint planning of posts and content.



Three videos were produced in 2018. The new EFCA corporate video was released and disseminated through EFCA's website and social media channels, as well as a video showcasing the pilot project in the Black Sea and another one on the European Coast Guard event in La Toja.

Regarding the online tools, EFCA's website as well as its social media channels Twitter, Facebook and LinkedIn, have been kept updated regularly and new profiles were created both on YouTube and Google Maps. A refreshment of the website content has been orchestrated.

When it comes to offline communication tools, a short version of the Annual Report 2017 has been designed and printed as well as the Programming Document 2018. Other material was produced such as bags, a brochure, stationery and pens.

Moreover, EFCA's chartering of an Offshore Patrol Vessel, EFCA's project reinforcing fishery control and monitoring in the Black Sea, EFCA's JDP in Western Waters and the cooperation programme PESCAO were amongst EFCA news that got international coverage.

Local public is familiar with the general values of the European Union

With the objective of promoting the European Union values locally, EFCA celebrated the Europe Day marking the anniversary of the Schuman Declaration at its premises. Prominent authorities attended as well as various stakeholders. The event got excellent media coverage. Moreover, this year EFCA participated in the Vigo Sea Fest, a summer event that includes different leisure activities about the sea. EFCA supported the workshops for children on environmental education. Local authorities were received in EFCA premises such as the new naval commander of Vigo or the President of Vigo Port Authority. EFCA also attended events of local stakeholders when invited.

Finally, the organisation of the celebrations of the 10th year anniversary of EFCA in ES (Vigo) has been undergone gathering its closest stakeholders and partners. The Agency held an event on 9 October 2018 to mark the special occasion, coinciding with the Advisory and Administrative Board meetings, and organised a seminar on Fisheries Monitoring, Control and Surveillance measures and in the framework of the European Coast Guard cooperation touching upon different issues of relevance for EFCA activities. Member States and the European Commission representatives, the Executive Directors of Frontex and the EU Satellite Centre, ICES President, the Permanent Secretary of the Sub-Regional Fisheries Commission, EFCA management and several renowned academics were among the speakers who addressed the audience. The milestones during these years were highlighted and positive feedback was received from all the speakers and attendees. Beyond the event organised for its stakeholders, it got wide coverage both in the media and on social media.

Moreover, EFCA was represented at the most relevant local events such as the FAO- Conxemar congress inauguration, the ANFACO university congress inauguration, the celebration of the Spanish Constitution or the presentation of the Port of Vigo strategic plan.

3. Institutional partners are well informed about the Agency's work and mission

Under the interagency cooperation, as EFCA chaired the Tripartite Working Arrangement (TWA) Steering Committee until April 2018, it proposed and coordinated a common communication strategy for the three agencies. The cooperation involved common actions mainly around the Annual Coast Guard event organised by EFCA in La Toja on 11-12 April 2018. These were coordinated press releases from the three agencies communicating the main conclusions, a series of online posts and live tweeting of the event, a video and the production of notebooks on the ECG cooperation. Following the event in La Toja, EFCA hosted a MedForum event and a press conference was organised.



4. EFCA staff: keep staff informed and involved in EFCA's work

After every Administrative Board meeting, an information meeting was organised with EFCA staff to keep them updated.

During this period, a thorough review of the internal processes in terms of communication has been carried out. An internal communication strategy has been drafted after analysing the results of a survey carried out amongst the staff. Moreover, EFCA has produced a communication policy and procedure regarding serious operational incidents and updated its information management procedures. These procedures and policies were presented to the staff on 21 June 2018. The intranet has been redesigned taking into account the feedback received by the staff.

2.2. Governance and representation (Objectives 8-10)

❖ Introduction

Governance and representation gathers the Administrative Board, Advisory Board and representation and networks horizontal tasks.

The Administrative Board is the governing and controlling body of EFCA. It is composed of six members representing the European Commission and one representative per Member State.

The Advisory Board is composed of one representative of each Advisory Council (AC)⁴⁵ and was established by the Agency Founding Regulation to advise the Executive Director and to ensure close cooperation with stakeholders.

Representation and networks embeds EFCA's representation and participation to external meetings.

Objective 8

Provide the EFCA Administrative Board with the capacity of achieving its responsibilities in governance and expertise

Results achieved by objective

1. **EFCA Administrative Board was regularly and effectively informed of the EFCA's work and developments**
2. **EFCA Administrative Board ensured the matching of tasks foreseen for the Agency in the programming document and resources available to the Agency**
3. **Increased AB involvement and output legitimacy**

In 2018, two meetings of the Administrative Board were held in Vigo; the 30th meeting of the Administrative Board was held on 14 March and the 31st meeting on 10 October.

In March, the Administrative Board adopted, amongst other, the Annual Report 2017; the amendment to AB Decision No 09-I-7 of 19 March 2009 concerning the Revised Rules for Seconded National Experts; the Framework for Learning and Development; the implementation of rules on temporary occupation of management posts; the General provisions to the Staff Regulations on the Guide to

⁴⁵ The Advisory Councils are stakeholder organisations composed of representatives from the industry, NGOs and other groups of interest.



missions and authorised travel; the non-application of a Commission decision adopting provisions of the Staff Regulations under the procedures for implementing Article 110 of the Staff Regulations; and the rules laying down guidelines on whistleblowing.

In April, to support the PESCAO implementation, the Administrative Board amended through written procedure the Programming Document containing the Multiannual work Programme 2018-2019 and the Annual work programme 2018, and the Budget and Establishment plan for 2018, to add the grant agreement signed between EFCA and the European Commission covering a five-year period 2018-2022.

In June, the Administrative Board adopted, through written procedure, the Final Annual Accounts for financial year 2017.

In October, the Administrative Board adopted the Programming Document (PD) containing the Multiannual work programme 2019-2020 and the Annual work programme for 2019 and the Budget and the Establishment plan of the EFCA for year 2019; the Draft Programming Document (PD) containing the Multiannual work programme 2020-2024 and the Annual work programme for 2020; the Anti-Fraud Strategy of EFCA; the implementation rules concerning the function of adviser; the Middle Management Staff; and the general implementation provisions of the Staff Regulations.

Objective 9

Ensure an effective dialogue at the level of the Advisory Councils through the Advisory Board

Results achieved by objective

1. Close cooperation with the Advisory Councils ensured

The Advisory Board met twice in 2018 prior to the Administrative Board meetings, in Brussels on 23 February and in Vigo on 9 October. In addition to the seven traditional existing ACs, all the new ACs were invited to participate in the EFCA's Advisory Board meetings in 2018⁴⁶.

Throughout 2018, EFCA participated in meetings of the Executive Committees and Working Groups of the ACs, especially in those of the ACs affected by the Joint Deployment Plans adopted by EFCA, and when items related to EFCA competences were included in the agendas. The knowledge gained during the meetings supported the coordination function of the Agency by keeping EFCA staff informed of the discussions taking place and the main issues of concern for the AC members.

AC Meeting	Meeting Place	Dates
BSAC Joint Meeting w/Baltfish on recreational fisheries	Copenhagen	29 Jan
PELAC meeting, WG I & II	Copenhagen	05 Jul
PELAC meeting, WG I & II	The Hague	02 Oct
NWWAC meeting, Working Groups	Madrid	07 Mar
NWWAC meeting, Working Groups	Dublin	13 Sep
NSAC meeting Demersal WG	London	07 Feb
NSAC meeting Demersal WG	Edinburgh	11 Jul
MEDAC meeting, Working Groups	Rome	11 Oct
MEDAC meeting, WG I	Rome	10 Dec
Market Advisory Council (MAC)	Brussels	24 May

⁴⁶ https://ec.europa.eu/fisheries/partners/advisory-councils_en



Of particular interest were the ACs' reactions and concerns to the implementation of the LO. ACs are normally consulted on the continued implementation of the LO, and through these consultations they can offer guidance and opinions on the implementation of the LO. Such guidance serves to inform Member States control authorities (CEGs), assist EFCA with the coordination of JDPs, and provide relevant information into risk analysis which also feeds into the implementation of JDPs. In the scope of the Mediterranean AC, EFCA was also requested to present the coordination with RFMOs and third countries.

The Advisory Councils were embedded in EFCA's Communication strategy as key partners. They provide the European Commission and EU countries with recommendations on fisheries management matters.

2. Facilitate the interaction Administrative Board and Advisory Board of EFCA

To promote the participation of the Administrative Board members in the Advisory Board, thus to boost interaction among the two bodies, in October 2018 the Advisory Board meeting was organised on the eve of the Administrative Board meeting. The delegations of two Member States and the Chair of the Administrative Board attended the Advisory Board meeting.

A representative of the Advisory Board took part in the deliberations of the Administrative Board meetings without the right to vote. The Advisory Board representative in the EFCA Administrative Board was appointed in accordance with the yearly rotation system agreed by the Advisory Board members. From 2 March 2018 to 1 March 2019 the representative of the Advisory Board was Mr Francisco Portela Rosa, South Western Waters Advisory Council and the alternate, Mr Esben Sverdrup-Jensen, Baltic Sea Advisory Council.

Objective 10

Ensure the Agency representation, cooperation, dialogue and transparency with other institutional bodies, EU agencies and third parties

Results achieved by objective

- 1. Synergies with other Institutions and bodies were enhanced and**
- 2. EU institutions and bodies and general stakeholders were informed on EFCA activities**

EFCA attended the meetings convened by the European Commission, where its presence was desirable, required or in the interest of the Agency.

On horizontal matters, the inter-agency cooperation network coordinates the relations between Agencies, the Commission and the European Parliament. In this context, the Executive Director and the Head of Unit Resources attended the various meetings held at managerial level. Likewise, Agency staff met their counterparts through specific technical networks: Procurement, Communication, Data protection, Legal, IT, the Performance Development Network (PDN) and Accounting.

Noteworthy is the contribution of EFCA to the Roadmap proposed by the European Commission following the tripartite approach on EU decentralised agencies endorsed by the European Parliament, the Council and the Commission in July 2012. EFCA has contributed to the roadmap implementation through the EU Agencies PDN to find synergies and to optimise the available resources. The PDN has worked, among other areas, on the impact of the revision of the Framework Financial Regulation on the Programming Document and the Consolidated Annual Activity Report, the methodology for the use and benefits of the Shared Services Catalogue, the Quality management, the exchange of experiences on Record Management and the follow-up on a Self-assessment tool-kit.



The Agency was also represented on the Board of the Translation Centre in LU.

EFCA shares services with the Commission and other agencies:

- 7 SLA's /MoU signed with agencies; e.g. EMSA, FRONTEX and EUIPO;
- 25 SLA's/MoU with the Commission;
- in the last 5 years EFCA used/joined more than 60 Framework contracts with the Commission and agencies;
- EFCA is amongst the first wave of agencies where Sysper2 (HR IT tool) is being implemented
- lead role in an inter-institutional call for tender;
- EFCA participated as member of the evaluation panel on a call for tender assisting 2 EU Agencies (EIT and CEPOL).

2.3. Budgetary and financial management (Objective 11)

❖ Budget implementation

EFCA received a total budget of €16.8 million as a contribution from the General EU Budget for 2018, representing a decrease of 1.8% in respect of 2017. In addition, it has received an ad-hoc grant for the Improved Regional Fisheries Governance in Western Africa (PESCAO) for a total of €2.5 million in 5 years, which has granted EFCA with additional €0.6 million in 2018.

The budget has been successfully implemented in 2018 with a 99.7% execution for commitments and 87.6% for payments. The commitments planned for the end of 2018 had been adjusted to cover the unexpected increase of the country coefficient for ES, which combined with the annual update of salaries signifies a 5.1% increase in the salary costs.

The implementation of the ad-hoc grant PESCAO has been 79%, and the remaining of this assigned revenue will be implemented in 2019.

In terms of commitments carried forward from 2017, EFCA consumed 95.4%

EFCA cancelled 1.5% of the payment appropriations in 2018 including all fund sources, as follows:

PAYMENT APPROPRIATIONS

Description	PA 2018	Paid	CF 2018-2019	Cancelled PA	%
Subsidy 2018 (C1)	16,813,000	14,731,292	2,037,603	44,105	0.2%
PESCAO grant (R0)	595,849	388,511	81,336		0.0%
Carry Forward 2017-2018 (C8)	4,294,423	4,097,797	-	196,626	0.9%
Carry Forward 2017-2018 (R0)	119,721	37,220	2,733	79,768	0.4%
C4 revenue	72,029	-	72,029	-	0.0%
TOTALS	21,895,022	19,254,819	2,193,701	320,499	1.5%

Despite the increase in invoices and cost claims in 2018 (23% in respect of 2017), the payment time have decreased in respect of 2017 from an average of 19 to 16.3 days, mainly due to the automatization of the process. There was a 95.4% compliance with the Financial Regulation time limits, which is lower than the one in 2017. No interest was charged to EFCA for any payment delay.

Performance Indicators	Target	Achieved
Execution rate commitments appropriations	As close as possible to 100%	99.7%



Execution payments appropriations	≥70%	87.6%
Percentage of payments done within the time limits	>98%	95.4%

❖ Activity Based Management information

EFCA has estimated the implementation of the Activity based budget 2018 based on the three operational activities presented in the PD 2018.

Some of the overhead and indirect costs (interim services, translation costs, etc.) have been analysed further to allow for more precise distribution of the cost. The degree of staff dedication to each activity has also been weighted with the number of man months worked and salary levels.

The results of this exercise for 2018 has been the following:

Code	Activity	AWP 2018	AR 2018	% execution vs. planned
1.1	Coordination	4,904,701	3,836,983	78%
1.2	Harmonisation and Standardisation	8,191,635	9,658,262	110%
1.3	Assistance and Expertise	3,740,277	3,793,661	104%
TOTAL		16,813,000	16,768,895	99.7%

It needs to be noted that the results above do not include the implementation of the revenues received from the grants provided to EFCA. These grants have an implementation phase over one year, and therefore cannot be easily compared in consideration of the annuality principle of the EU subsidy funds. For implementation information on the grants, please refer to Annex V (R0 fund source implementation).

The main reason of the reduced execution in the activity coordination in relation to the other two activities is the lower budget implementation figures for this particular line (lower costs in meetings mainly). In addition, the organisational changes during 2018 shifted the dedication of staff estimated for each activity for a more efficient implementation of the objectives established in the PD 2018. Particularly in the case of activity 1.1, there were a few retirements of senior staff which were replaced with less costly entry level positions. These changes have been reflected in the activity based budget programmed for 2019.

Objective 11

- **Ensure the optimisation in the allocation and use of EFCA's resources in accordance with the principle of sound financial management and with the guarantee concerning the legality and regularity of the underlying transactions**
- **Ensure the rationalisation, simplification, scalability and streamlining of EFCA's processes**

Results achieved by objective

1. **Increase of efficiency in the administration through further efforts in the area of e-administration and maintaining the levels already achieved in this respect**
 - On-boarding process for AGM (meetings organisation and management system).
 - Analysis of needs for the automatisisation of the budget preparation and programming follow up processes.
 - Use of the Legal Commitment Kernel (LCK) module of ABAC for all contracts.



- For Sysper EFCA successfully concluded the manual encoding for the majority of the first basic modules and advanced well concerning the manual encoding of the remaining basic and optional modules.
- 2. Maintaining high levels of budget implementation performance through close budget programming, reporting and regular follow up of the information gathered from the financial systems and the input from the operational units**
 - Commitment and payment implementation levels above the targets.
 - Reduction of the commitment cancellations through close monitoring and follow up of the commitments and appropriations carried forward from previous years.
 - Regular bilateral meetings with the operational units on budget programming and execution.
 - 3. Compliance with all legal requirements in the operational and administrative fields ensured.**
 - Results of the audits performed by the Court of Auditors. Full compliance with the regularity and legality of the financial transactions.
 - 4. Highly available, secure and cost effective ICT services to support the EFCA business processes and its internal/ external operational activities ensured**
 - No security incidents were reported during 2018.
 - All systems had an availability rate of more than 99.9% yearly.
 - Deployment of updates and upgrades have been reduced thus were more cost effective.
 - 5. EFCA's website and e-learning platform is hosted on cloud since November 2018. Disaster Recovery Site is hosted by EUIPO in Alicante. In December 2018 the Intranet and Fishnet testing environments are migrated to the cloud as well**
 - EFCA started using cloud technologies such as Infrastructure as a Service (IaaS) to host EFCA's website and the e-learning platform. The results were to increase performance, availability and capacity.
 - The Disaster Recovery site in EUIPO continued to serve and host most of the applications and supporting systems. Improvements were made to reduce recovery time.
 - Fishnet and Intranet testing environment were moved to the cloud and now sharing the same technical platform, thus reducing the technologies needed which makes the management of the systems more cost effective.

2.4. Human Resources (HR) management

❖ Personnel Selection and Recruitment

On 31 December 2018, the establishment plan was 98 % filled, with 60 Temporary Agents. The number of Contract Agents (CA) was within the estimates, with 11 CA⁴⁷. This is similar to the situation at the end of 2017. Apart from that, 3 CA were covered by ad hoc grants, 1 under the EFCA IMS (former Marsurv) Pilot Project and 2 under the PESCAO project.

On 31 December 2018 the number of SNEs was 6⁴⁸. The SNE work volume in 2018 resulted in 6.3 man/years of usage sourced by the EFCA budget and 2 man/years due to funding for the PESCAO project.

External personnel were used for replacement with a total of 1.3 Full-Time Equivalent (FTE).

⁴⁷ This figure does not include CA covered by ad hoc grants.

⁴⁸ This figure does not include SNEs covered by ad hoc grants.



Furthermore, external service providers were used for delivering specified structural services within the EFCA premises, in the areas of ICT and Logistics. The total of this amounted to 10.2 FTE.

❖ **Organisational development and staff structure**

EFCA has carried out a job screening exercise for 2018 following the methodology agreed with the Commission. The jobs include all statutory staff as well as external service providers working *intra-muros*. The results are displayed in Annex IX allowing a comparative view on the allocation of human resources with the previous year. Operational staff accounts for 63.1 % of the total workforce.

As in the previous years there is a wide composition of staff in regard to nationalities as analysed in the chart below.

Including SNEs, nationals of 19 EU Member States were working at EFCA on 31 December 2018. This table by nature only includes posts filled.



On 31 December 2018, the overall average age of staff, including SNEs was 45 years. The average age of staff, not counting SNEs, was 45.6 years.



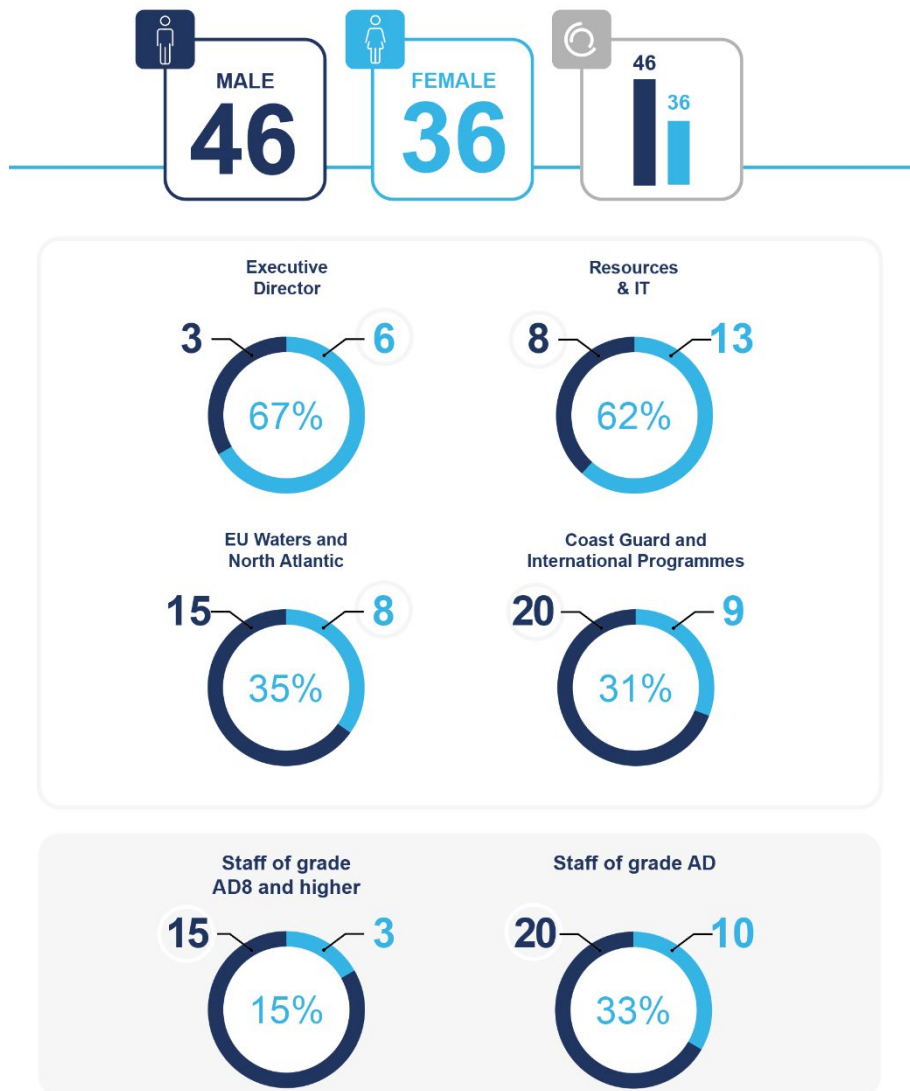
❖ **Change management process**

In the beginning of 2018, EFCA's internal organisation was readjusted to three units with effect from 5 February 2018. The new organisational structure was presented to the Administrative Board during the meeting on 14 March 2018. The organisational chart is reflected in Annex VI.

❖ **Gender distribution among EFCA staff**

EFCA promotes a policy of equal treatment and aims to have an optimal gender balance among its staff. The Agency has an equal treatment statement included in each vacancy notice published.

There is a majority of male staff employed in operational coordination. In addition, a majority of staff of grade AD8 and higher are males. On the other hand, there is a majority of female staff under the Executive Director and in Unit Resources and IT. On 31 December 2018, the overall percentage of female staff members was 44%. The percentage of female staff members excluding SNEs was 46%.



TA, CA, SNE 31/12/2018



❖ Personnel policies and procedures

The EFCA intranet platform provides HR-related information with webpages including documents, templates and forms.

General Implementing Provisions of the Staff Regulations

Several new General Implementing Provisions (GIP) of the Staff Regulations were adopted by the Administrative Board, inter alia on the Framework for Learning and Development, Middle Management staff and Outside activities. Whistleblowing guidelines were also adopted. In the framework of implementing the GIP on anti-harassment, a confidential counsellor was appointed.

The Code of Conduct (CoC)

On 16 November, EFCA's Executive Director adopted the Code of Conduct (CoC), ED Decision No 2018/027, applicable to all persons participating in EFCA activities carried out on EFCA chartered means. The CoC requires to maintain the highest standards of integrity, ethical conduct, professionalism and respect for fundamental rights.

EFCA representative on board (LOB) has always available two hard copies of the CoC. All persons participating in EFCA activities are required to report any violation of the CoC that has occurred or is about to occur to the EFCA Executive Director via the appropriate reporting channel.

An electronic copy of the CoC is available on EFCA's website:

<https://www.efca.europa.eu/sites/default/files/atoms/files/Annex%20ED%20Decision%20Code%20of%20Conduct.pdf>

❖ Appraisal and Reclassification

The annual appraisal exercise was performed for all staff members. Following the reclassification exercise, 10 staff members were reclassified, including the Executive Director.

❖ Traineeship

In cooperation with the Traineeship Office of the European Commission, 2 cycles of 5-months traineeships were implemented. The first cycle included five traineeship opportunities and the second cycle included four traineeship opportunities, which were allocated in all units.

❖ Training and Tuition

Online training on ethics principles and in-house training sessions on anti-harassment awareness, use of ARES, the new regulation on Data Protection and Information Security were provided throughout the year. The regular language courses provided via an e-learning tool in 2018, made the organisation of courses more efficient and gave more flexibility to staff to obtain their individual learning goals. In addition to those, class-room language courses were provided during summer months in an intensive format. Spouses continue to participate in Spanish language classes organised by the Agency.

Figures related to the staff training activities in 2018 are as follows:

- number of collective courses organised in the EFCA premises: 7;
- number of external training courses followed: 25;
- number of persons following language courses: 37;
- average number of training days per staff member: 2.82.



The scheme concerning tuition provided to staff members' children in the Vigo area in their mother tongue, and support for English and Spanish was continued in 2018 with an increase of requests after the summer period.

2.5. Budget implementation tasks entrusted to other services and entities

Based on a service level agreement (SLA) with the Paymaster's Office (PMO), EFCA delegated the powers of determination of entitlements related to the remuneration of its staff to PMO. In cooperation with the PMO services, EFCA prepares and controls the processing and implements the final payments of the monthly payroll.

2.6. Procurement

The main procurement activity in 2018 was focused on launching the open calls for:

- Inter-institutional call for tender to acquire Travel Agency and event organisation services for EFCA and EU OSHA. Continuing with the objective of sharing with other agencies, among other resources, procurement efforts, EFCA launched its second inter-institutional open call for tender in 2018 with the role of the leader. The resulting framework contract was signed in January 2019.
- Call for tender for Energy and Maintenance of technical installations. This tender was launched with two lots and the corresponding contracts were signed in August 2018.
- EFCA also launched a call for expression of interest to find expertise in the following areas: assistance in operational coordination activities and assistance in projects on fisheries data analysis, risk assessment and compliance evaluation. The call is valid for 5 years.

Further than that, several negotiated procedures were launched in 2018, such as the one for the medical services on board of the vessel chartered by EFCA and the legal expertise services to EFCA in the maritime and aviation law areas.

EFCA joined several inter-institutional tenders, among others, under the human resources area:

- European School of Administration tender for Management training.
- DG HR human resources consultancy services.
- EMSA tender for provision of services for the assessment of candidates to managerial functions.

In addition, EFCA renewed its interest in aerial surveillance and joined a relaunch of a Frontex call for tender (as previous was unsuccessful) for 2 lots:

- Lot 3: 800,000 mid-range aerial surveillance.
- Lot 4: 1,200,000 long range aerial surveillance.

2.7. IT

EFCA's IT continued to provide efficient, secure, modern and cost-effective services towards the organisation. A lot of effort was given to implementing Digital Workplace with emphasis in the mobility and the easy access to IT resources.



Regarding the improvement of the efficiency of EFCA administration and operations, several tasks that started in 2017 continued in 2018:

- Further enhancements on IT Governance Framework based on the Internal Audit Service (IAS) audit recommendations and according to the Control Objectives for Information and Related Technologies (COBIT), Information Technology Infrastructure Library (ITIL), Capability Maturity Model Integration (CMMI) and other frameworks and methodologies.

The following policies have been approved or drafted:

- Application Life Cycle Management Policy (ALM) based on the European Commission Project Management methodology (PM2) and tailored made for EFCA's needs. The ALM policy has been approved by the EFCA IT Steering Committee (ITSC) and the implementation started in November 2018;
 - Roles and Responsibilities on IT processes and projects. They have been approved by the ITSC and implemented on project and maintenance activities during the year;
 - The PM² Project Governance adapted to EFCA context;
 - A draft Service catalogue has been created to describe the IT services EFCA provides to internal and external users.
- An advanced Proof of Concept has been performed from July to November in order to showcase Business Intelligence tool in EFCA. The tool was configured as a potential replacement of EFCA's ERS system.

The collaboration system between EFCA and the Member States Fishnet has been modernised to run on a Microsoft SharePoint Online platform.

The automation of the budget programming process has been launched.

Continuing the Digital Workplace Enhancement, EFCA has started moving systems to the cloud the web site and the e-learning platform has been moved.

2.8. Information Security Management

The International Standard Organization (ISO) has published ISO/IEC 2700x series as international standard for the management of information assets and for protecting and safeguarding organisation's information through effective risk management.

EFCA IT Steering Committee decided in 2016 (ITSC17 March 2016) to establish an Information Security Management System (ISMS) based on the international standard ISO 2700x series. The ISMS is a set of procedures, processes, and systems that manage information risks. Furthermore, the ISMS offers a set of policies, technical and physical controls to protect the confidentiality, integrity and availability of information.

Following preparatory work in 2017, the implementation phase started in January 2018. EFCA IT Steering Committee approved in October 2018 the ISMS Information Security Policy. The Director approved the ED Decision 2018/029 for establishing in the Agency this policy that is the cornerstone of EFCA's ISMS.

2.9. Facilities

Following conditioning works, the first floor of the building has been occupied since February 2018. This floor offers an additional 500m² for the Agency.



In order to continue with the upgrade of the security systems that were initially installed in 2007, fire detection, CCTV, access control and intrusion alarm systems have been replaced by a new system allowing a centralised management of all the security functions.

Still in the context of the reinforcement of security prevention measures, a scanner for mail and parcels has been installed in the main entrance of the building. Security guards have been trained in order to use this new device.

EFCA has continued in the EMAS (Environmental Management and Auditing Scheme) project and the EMAS Certification is well advanced.

Business Continuity Plan (BCP) procedures and documentation have been assessed in order to be adapted to the reorganisation of the Agency. Staff Awareness on BCP has been provided.

2.10. Data protection and access to documents

❖ Data protection

At the moment that the General Data Protection Regulation (GDPR) became applicable in all Member States in May 2018, replacing the 1995 Directive after more than twenty years, an institutional agreement was reached to bring the data protection rules for EU Institutions and bodies in line with the updated European standards.

The transition to this new legal framework was prepared beforehand through an Action Plan. Management was briefed on the main changes in the legal requirements, such as the obligation to notify the European Data Protection Supervisor (EDPS) of personal data breaches and the introduction of data protection impact assessments, as well as its practical implementation by the data controllers.

To raise awareness among all EFCA staff of the new rules, the Data Protection Officer (DPO) delivered four tailored Information Sessions in 2018. Furthermore, the first Data Protection Annual Work Programme was drawn up following the entry into force of Regulation (EU) 2018/1725 on 11 December.

❖ Access to Documents

Access to documents is an essential component of the policy of transparency being implemented by the European institutions. Under the Treaty on the Functioning of the EU, all EU citizens and all residents of the Union enjoy this right of access, which is governed by Regulation (EC) No 1049/2001 (referred to as "PAD Regulation")⁴⁹.

To facilitate access to documents, the Library section in EFCA's website provides direct access to the majority of documents via a search form. The documents are directly accessible in electronic format. The main publications (i.e. annual reports and work programmes) are also available in EU Bookshop catalogue, managed by the Publications Office of the European Union.

Documents which cannot be consulted directly on the Library may be supplied on request via a specific mailbox (efca-documents@efca.europa.eu). After considering each request, the service responsible will send a reasoned reply within 15 working days. During 2018 there was one request of access, which was responded positively.

⁴⁹ Regulation (EC) No 1049/2001 of the European Parliament and of the Council of 30 May 2001 regarding public access to European Parliament, Council and Commission documents, OJ L 145, 31.5.2001, p. 43, applicable to EFCA.



PART III. BLOCKS OF ASSURANCE

3.1. Assessment by management

❖ Management supervision

EFCA has a system of management supervision and internal control in place to assure the Agency is managed effectively and efficiently. The main elements of the system are described below.

At the end of 2018 EFCA had three Units and an Executive Director Office. The Heads of Unit are responsible for the activities of their Unit. The EFCA Management Team consists of the Executive Director and all the Heads of Unit, playing a key role in the strategic and day to day management of the Agency. The Accounting Officer and the Policy Officer are also attending the management meetings.

The EFCA Administrative Board adopted the EFCA Programming Document (PD) in October 2017 containing the Multiannual work programme 2018-2020 and the Annual work programme for 2018. The PD is monitored internally on a quarterly basis, discrepancies are discussed with the Units, and corrective actions are taken as necessary. The achievements of the year and the implementation of the work programme is reported in the Annual Report of the Executive Director.

In 2018 the Executive Director of EFCA, as Authorising Officer (AO), delegated financial responsibilities to the Heads of Unit (Authorising Officers by Delegation (AOD)). Should one Head of Unit be unavailable, the authority returns to the Executive Director. Thus, a very limited number of persons act as AO/AODs in EFCA. The AODs can enter into budgetary and legal commitments and authorise payments. However, all commitments above EUR 80,000 require the signature of the Executive Director.

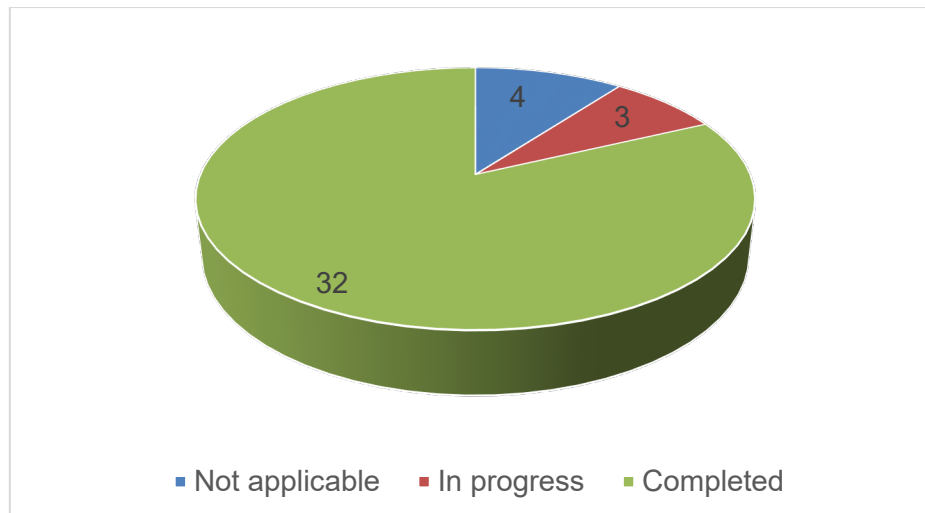
As in previous years for the expenditures of 2018, the AODs signed a Declaration of Assurance to the AO, similar to the one signed by the AO himself, for the area for which they have been delegated responsibility. No reservations were raised by the AODs.

In 2018 EFCA started to establish formal internal Service Level Agreements (SLA's) defining the level of service expected between different EFCA units/desks. The internal SLAs will help to clarify expectations amongst EFCA internal services and will increase the efficiency.

❖ Roadmap on the follow-up to the Common Approach on EU decentralised agencies

In line with the Common Approach endorsed by the European Parliament, the Council and the Commission in July 2012, the Commission prepared a Roadmap on the follow-up to the Common Approach with concrete timetables for the planned initiatives. EFCA is actively committed to put in place the actions to be performed as defined by the Commission.

The progress of each action is closely followed-up and the state of play as of 31 December 2018 is as follows:



3.2. Internal Control System

Since the start of its activities, the Agency has been developing and implementing a broad range of internal measures to ensure that its work is subject to control and to provide reasonable assurance to management on the achievement of the Agency's objectives.

Thanks to these internal control measures, it is ensured that the Agency's operational activities are effective and efficient as well as compliant with all legal and regulatory requirements, that financial and management reporting is reliable and that assets and information are safeguarded.

In order to formalise these arrangements, firstly in 2008 and later in 2015, the Administrative Board of the Agency adopted a set of Internal Control Standards (ICS), based on the Commission's and international good practice, aiming to ensure the achievement of the policy and operational objectives. As a result, the Agency established its own organisational structure and the internal control system to be in line with these standards and with the risk environment in which it operates.

EFCA's efforts in the ICS implementation in 2018

ICS2	<ul style="list-style-type: none"> - New anti-Fraud strategy adopted (AB Decision No 18-II-6) - Guidelines on Whistleblowing adopted (AB Decision No 18-I-9(5)) - Code of Conduct (CoC) applicable to all personnel participating in EFCA activities carried out in EFCA chartered means (ED Decision 2018/027)
ICS4	<ul style="list-style-type: none"> - Updated Framework for learning and development adopted (AB Decision No 18-I-9(1))
ICS8	<ul style="list-style-type: none"> - EFCA Standard Operational Procedures (SOP's) approved (ED Decision 2018//007) - Programming document detailed procedure adopted (ED Decision 2018/021)
ICS10	<ul style="list-style-type: none"> - Business continuity documentation updated
ICS11	<ul style="list-style-type: none"> - Document management officer (DMO), deputy DMO and Document management Agent appointed (ED Decision 2018/005) - Document management system implemented (ARES)
ICS12	<ul style="list-style-type: none"> - Information Management procedures adopted (ED Decision 2018/017) - Information security Policy adopted (ED Decision 2018/029)

For 2018, the ICC conducted the annual assessment of the Internal Control Standards which was based on a desk review of each standard in relation with the actions performed during the year, the analysis



of the nonconformities reported and interviews of key people responsible for the implementation of the 16 ICS.

This has led to the assessment of the Agency's status at the end of the reporting year with respect to the level of implementation of the adopted internal control standards.

All of the above had enabled the ICC to report on the state of internal control system in place and to present his recommendations to the Executive Director (including his suggestions for any ICS to be prioritised during the next year and the related action plans).

Concerning the overall state of the internal control system, generally the Agency complies with the three assessment criteria for effectiveness:

- a) Staff having the required knowledge and skills;
- b) Systems and procedures designed and implemented to manage the key risks effectively;
- c) No instances of ineffective controls that have exposed the Agency to its key risks.

Further enhancing the effectiveness of the Agency's control activities in place, by inter alia taking into account any control weaknesses reported and nonconformities recorded, is an on-going effort in line with the principles of continuous improvement of management procedures and of sound financial management.

ICS implementation state of play and expected developments for 2019

Internal Control standard (ICS)	Degree of implementation	Main developments expected for 2019 (Prioritised ICS)
ICS1 - Mission	HIGH	
ICS2 - Ethical and organisational Values	HIGH	
ICS 3- Staff Allocation and Mobility	HIGH	
ICS 4- Staff Evaluation and Development	HIGH	
ICS 5 - Objectives and Performance Indicators	HIGH	
ICS 6 - Risk Management Process	HIGH	
ICS 7 - Operational Structure	MEDIUM	- Consolidation of the IT governance with the definition and implementation of a Data Governance Framework -Assessment of sensitive functions to be performed
ICS 8 - Processes and Procedures	MEDIUM	-Operational procedures to be reviewed and updated
ICS 9 - Management Supervision	HIGH	
ICS 10 - Business Continuity	HIGH	
ICS 11 - Document Management	HIGH	
ICS 12 - Information and Communication	HIGH	



ICS 13- Accounting and Financial Reporting	HIGH	-Periodic validation of the financial and accounting system to be performed
ICS 14 - Evaluation of Activities	HIGH	
ICS 15- Assessment of Internal Control Systems	HIGH	-New Internal Control Framework to be adopted -Methodology for future assessments to be defined
ICS 16 - Internal Audit Capability	HIGH	

Every year EFCA assesses the implementation of its internal control system, relying on a number of monitoring measures and other relevant sources of information.

In conclusion for 2018, the internal control system in EFCA can be considered as being robust and stable with most of the ICS having a high level of implementation.

The efforts deployed in 2018 contributed to the improvement of the general level of implementation of the Internal Control System. EFCA management is fully committed to tackle the areas where further developments are needed.

3.3. Legality and Regularity of transactions

3.3.1.Ex-ante and ex-post controls

EFCA continues to carry out ex-ante verification over a subset of financial transactions in its financial circuits based on a risk assessment methodology established in 2013. To compensate for this, internal ex-post verification on a sample of transactions is carried out quarterly by EFCA financial staff.

In 2018 from the total payments of 2,688, 68% were carried out without an ex ante verification, in line with the percentage of the previous year.

The quarterly ex-post verification exercises have shown an accumulated error rate similar to the one in 2017 exercise (0.0024)

3.3.2.Nonconformity management procedure

In accordance with ICS8, EFCA has a procedure in place to ensure that overrides of controls or deviations from established processes and procedures are identified, documented and logged centrally.

During 2018, EFCA has registered 3 events, for which 2 the amount concerned remained below EUR 2,500, thus not material for further disclosure.

One exception registered relates to the urgent provision of medical assistance on board of the chartered vessel "Lundy Sentinel", which did exceed the materiality threshold for disclosure.

In May 2018, during the regular operations of the EFCA chartered vessel in the framework of the Mediterranean JDP, which include vast and remote maritime areas, EFCA was informed about the situation related to risks with regards to possible situations of Search and Rescue operations. There were several cases registered for vessels with rescued migrants on board where it was not easy to find fast solution for its disembarkation in the Central Mediterranean.

Due to the high level of uncertainty, that rescued migrants in the central Mediterranean will be allowed to be timely disembarked in a place of safety, there was a need to put on board of the EFCA chartered



vessel a medical team in order to safeguard that EFCA could provide a minimum level of treatment in case of delays to disembarkation.

After analysing the potential solutions and due to time and operational constraints EFCA decided to contract directly the provision of medical services on board of the chartered vessel for the period identified (June-August) with the charity organisation "Corpo Italiano Sovrano Ordine di Malta". The Italian Coast Guard also used the aforementioned NGO service for the same purpose. The amount related to aforementioned contract was EUR 26,613, while the normal limit for direct contracts is EUR 15,000.

3.4. Risk Management

EFCA has identified risks in different areas; for each risk action plans are established and closely followed-up. The Agency is aware that risk management is a continuous exercise. Therefore, risks are updated and assessed if major changes occur.

The risk register contains now 7 risks that are subject to a close follow-up, 5 of the risks listed were already present in 2017 and the mitigation actions are already embedded in the day-to-day operations of the Agency.

The 2 new risks included in 2018 were:

- The risk related with the operations on the MED and the migrant crises. A specific action plan was designed to mitigate this risk, which did not materialize during 2018.
- Uncertainty over the exact terms of the Brexit. In order to mitigate the mentioned risk an action plan was established and significant actions took place in particular by the end of 2018. The latest evolutions required from EFCA management a strong involvement in the follow-up of the possible impact in EFCA activities. A full risk analysis was drafted and all developments are constantly being monitored. Potential actions according to the different possible scenarios were pre-established.

❖ Fraud prevention and detection

In principle, the controls aimed at preventing and detecting fraud are not unlike those intended to ensure the legality and regularity of the transactions (the unintentional errors) e.g.:

- The 'four eyes' principle applied at each level gives reasonable assurance of compliance with the legal framework;
- The automated controls embedded over the workflows of the financial and accounting systems (ABAC/SAP);
- The salaries calculation and upload of individual payments is done by PMO;
- A declaration of absence of conflict of interests is always signed by panel members.

In 2014, the Agency adopted a comprehensive policy on the prevention and management of conflict of interests and an anti-fraud strategy. A revised anti-fraud strategy was adopted by the Administrative Board in 2018.

Those documents, which mainly aim for prevention measures, are important instruments in discouraging actions and behaviours that could harm the Agency's reputation.

Since the creation of the Agency no fraud events have occurred.



3.5. Assessment of audit results during the reporting year

3.5.1. Internal Audit Service (IAS)

In line with the IAS Strategic Audit Plan 2017-2019, EFCA has been audited by the IAS in September 2018. The scope of the audit engagement was to assess the adequacy of the design and efficiency and effectiveness of the management and control system set up by the EFCA for the planning, budgeting and monitoring of its activities.

The IAS concluded that the three audited processes are effective and efficient and did not identify any critical or very important risks that may affect the achievement of the objectives for the processes audited. However, notwithstanding the overall positive conclusion, a limited number of issues were identified. The final report was received on 21 December 2018. IAS issued 5 recommendations all rated "important". For each recommendation EFCA drafted a comprehensive action plan that was considered by IAS as adequate to mitigate the risks identified. The recommendations will be addressed throughout 2019 and finalised in 2020.

In line with the International Standards for the Professional Practise of Internal Auditing, the internal auditor confirmed the organisational independence of the internal audit activity.

3.5.2. European Court of Auditors (ECA) and External Auditor

EFCA is audited every year by the European Court of Auditors (ECA). The audit provides a Statement of Assurance as to the reliability of the accounts of the Agency and the legality and regularity of the transactions underlying them. Furthermore, in preparing the specific annual report on the Agency, ECA shall consider the audit work performed by an independent external auditor on the Annual Accounts of the Agency.

In 2018, EFCA received a Statement of Assurance certifying an unqualified opinion⁵⁰ for 2017 Annual Accounts and indicating that the accounts are reliable and the transactions underlying the accounts are legal and regular.

With regards to the 2018 Financial Year, ECA conducted its on-site audit in September 2018 and concludes with a desk review in the first quarter of 2019.

At the same time, the 2018 Annual Accounts will be audited by an external audit firm. The final report of the Court, comprising its own observations as well as the results of the external auditor's work, is expected in late 2019.

3.5.3. External Evaluations

From the date of the Agency having taken up its responsibilities, and every five years thereafter, the Administrative Board shall commission an independent external evaluation of the implementation of its Founding Regulation.

⁵⁰ Unqualified audit opinion - The auditor's report contains a clearly written expression of opinion on the financial statements or the legality and regularity of underlying transactions as a whole. An unqualified opinion is expressed when the auditor concludes that, on the whole, the underlying transactions are legal and regular and the supervisory and control systems are adequate to manage the risk.



Each evaluation shall assess the impact of this Regulation, the utility, relevance and effectiveness of the Agency and its working practices and the extent to which it contributes to the achievement of a high level of compliance with rules made under the common fisheries policy.

The second Five-Year Independent External Evaluation of EFCA was commissioned by the Administrative Board for the period 2012-2016.

The evaluation results for the Five Year Independent External Evaluation of EFCA 2012-2016 were presented on 20 June 2017 during a seminar to which the stakeholders and the Administrative and Advisory Boards representatives were invited.

The evaluation reviewed the implementation of EFCA's Founding Regulation during 2012-2016 against the evaluation criteria of follow-up on the last evaluation, relevance, coherence, utility, added value, efficiency, effectiveness, impact, sustainability and gender balance. The report indicated that "Data collected with the help of extensive desk research, interviews with some 60 stakeholders, five case studies (focusing on specific EFCA activities) and five surveys of key stakeholders confirm EFCA's positive performance across all evaluation criteria. This is mostly explained with EFCA successfully operationalising a role of 'honest broker' between the Member States, EC and industry, allowing EFCA to achieve objectives in terms of Member States cooperation and compliance, thus contributing to the level-playing field and the sustainable exploitation of living aquatic resources. EFCA's strong performance was supported by adequate governance arrangements and working practices, with commendable efficiency efforts, e.g. use of e-administration."

The Administrative Board issued recommendations to the European Commission regarding changes to the Founding Regulation, the Agency and its working practices. The evaluation findings and recommendations were forwarded by the European Commission to the European Parliament and the Council, and were made public (<https://www.efca.europa.eu/en/content/external-evaluation-2017>).

During the Administrative Board meeting on 14 of March it was decided that the implementation of the AB's recommendations would be a common agenda point to be followed up in the AB meetings.

From the 11 recommendations of the External Evaluation for the period 2012-2016, the state of play at the end of 2018 was as follows:

- 1 recommendation was closed (Recommendation Number 1);
- 10 recommendations are of an ongoing nature and are progressing in line with the roadmap presented to the Administrative Board on 10 October 2018.

The recommendations issued by the Administrative Board are being taken into consideration in the Programming document of the Agency.

3.6. Follow up of audit plans, audits and recommendations

The Agency has developed and implemented a centralised monitoring of all audit recommendations in order to improve the follow-up of corresponding action plans.

Therefore, all the recommendations issued by the IAS and the European Court of Auditors (ECA) were consolidated and are regularly monitored.

At the current time, 10 recommendations are open and being currently addressed. None of the open recommendations is considered critical or very important.



3.7. Follow up of observations from the Discharge authority

The European Parliament (EP) granted the Executive Director of the European Fisheries Control Agency the discharge in respect of the implementation of the Agency's budget for the financial year 2016. On its resolution, the EP acknowledges the important contribution to the implementation of the objectives of the reformed CFP and highlights the very good results achieved by Agency.

The EP resolution contained comments addressed to EFCA, for each comment that require measures EFCA implemented and informed the Discharge authority accordingly.

The EP resolution contained also a number of recommendations addressed to the EU agencies collectively; EFCA is actively committed to follow-up and implement the EP observations of horizontal nature, where applicable to the Agency.



PART IV. MANAGEMENT ASSURANCE

This chapter reviews the assessment of the elements contained in this report and draws conclusions supporting the Declaration of Assurance of the Executive Director and whether or not it should be qualified with reservations.

For the expenditures of 2018, the Authorising Officers by Delegation signed a Declaration of Assurance to the Authorising Officer, similar to the one signed by the AO himself, for the area for which they have been delegated responsibility. No reservations were raised by the Authorising Officers by Delegation.

Taking into account all the elements reviewed below, it can be positively concluded that the Executive Director has reasonable assurance and has no reasons to introduce any reservation for the year 2018.

4.1. Review of the elements supporting assurance

The Executive Director has relied on the following elements of assurance:

- the declarations of assurance from the Authorising Officers by Delegation;
- the positive assessment of the EFCA's Internal Control system and the satisfactory implementation of the Internal Control Standards;
- the statement of the Internal Control Coordinator;
- the management of risks which are being appropriately monitored and mitigated;
- the absence of overdue or long standing audit recommendations;
- the absence of vital observations from the European Parliament;
- the positive Statement of Assurance issued by ECA in 2018 for the financial year 2017 on the true and fair view of the EFCA 2017 Annual Accounts and on the legality and regularity of the underlying transactions;
- the low impact of quantitative and qualitative nature of the identified nonconformities;
- the materiality framework (Annex XII);
- the progress made during the year in regularly monitoring performance and overseeing the on-going action plans for all necessary improvements and reinforcements;
- the resources allocated to trainings in relation to the implementation of the Financial Regulation, Ethics and Integrity and Fraud prevention;
- the EFCA anti-fraud strategy and Conflict of Interests policy as adopted by the EFCA AB.

4.2. Reservations and overall conclusion on assurance

The content of this report stems from the results of management monitoring controls and the systematic analysis by the internal and external auditors and other assurance providers of the evidence available. This approach provides sufficient guarantees of the exhaustiveness and reliability of the reported information and results in a complete coverage of the budget and resources delegated to the Executive Director and assigned to the activities described herein, including those within the framework of the Programming Document as approved by the Administrative Board.

In conclusion, for 2018 nothing opposes to the signing the Declaration of Assurance.



4.2.1. Statement of the Internal Control Coordinator

Statement of the Internal Control Coordinator

I hereby declare that in accordance with my responsibilities as Internal Control Coordinator I have reported my assessment, advice and recommendations to the Executive Director on the overall state of internal control in EFCA.

I certify that the information provided in the relevant sections of the Annual Report and its annexes is, to the best of my knowledge, accurate and exhaustive.

Done at Vigo on 6 March 2019

[Signed]

Paulo Castro
Internal Control Coordinator



4.2.2. Declaration of Assurance

DECLARATION OF ASSURANCE

I, the undersigned, Executive Director of the European Fisheries Control Agency (EFCA),

In my capacity as authorising officer,

Declare that the information contained in this report gives a true and fair view⁵¹.

State that I have reasonable assurance that the resources assigned to the activities described in this report have been used for their intended purpose and in accordance with the principles of sound financial management, and that the control procedures put in place give the necessary guarantees concerning the legality and regularity of the underlying transactions.

This reasonable assurance is based on my own judgement and on the information at my disposal, inter alia:

- *the declarations of assurance from the Authorizing Officers by Delegation;*
- *the results of the annual review of the internal control system;*
- *the statement issued by the Internal Control Coordinator;*
- *the results and follow-up of ex-post audits, evaluations and controls;*
- *the recommendations of the Internal Audit Service, the accompanying action plans and their follow up;*
- *the lessons learnt from the reports of the Court of Auditors and the accompanying action plans and their follow up;*
- *the lessons learnt from the discharge reports of the Discharge authority for years prior to the year of this declaration.*

Confirm that I am not aware of anything not reported here which could harm the interests of the agency.

Done at Vigo on 6 March 2019

[Signed]

Pascal SAVOURET
Executive Director

⁵¹ True and fair in this context means a reliable, complete and correct view on the state of affairs in the service.
Page 84 of 192



ANNEXES

ANNEX I: MULTIANNUAL PROGRAMME – STRATEGIC MULTIANNUAL OBJECTIVES
2018-2020

STRATEGIC MULTIANNUAL OBJECTIVES	Key Performance Indicator (KPI)	STATE OF PLAY END 2018 ⁵²	TARGET BY 2020	
1. Support the Member States in the monitoring of the Common Fisheries Policy and in particular the landing obligation	% of SCIPs ⁵³ implemented by JDP adopted	100%	100%	
	Number of inspections and inspections with at least 1 suspected infringement by JDP	NS	14,439 185 (-25%)	Stable trend (Inter-annual change less than $\pm 15\%$)
		BS ⁵⁴	4162 65 (-49%)	
		NAFO & NEAFC	60 6(+20%)	
		WW	2699 164 (+34%)	
		MED	5562 214 (+5%)	
	Ratios for inspection with at least 1 suspected infringement by JDP ⁵⁵	NS	1.3% (-48%)	Stable trend (Inter-annual change less than $\pm 25\%$)
		BS	1.6% (-40%)	
		NAFO & NEAFC	10% (+132%)	
		WW	6% (+25%)	
	MED	3.8% (-47%)		
Percentage of PACT projects organized following requests from Member States	100%	100%		
2. Cooperate with other European Agencies to support Member States national authorities carrying out coast guard functions	% of multipurpose operations implemented in line with the Tripartite Working Arrangement	83%	>80%	
3. Support the Union in the international dimension of the CFP and the fight against IUU ⁵⁶ activities	Third countries mission number in the framework of IUU regulation (EC) No1005/2008	4	12 missions (3-year term)	
	% of analysis of catch certificates and supporting documents provided timely	100%	100%	
	% of assistance provided to EU in relations with the RFMOs ⁵⁷ and SFPAs ⁵⁸ / EU requests received	100%	100%	

⁵² Data available on 31 January 2019.

⁵³ Specific Control and Inspection Programme.

⁵⁴ Baltic Sea (see section Evolution of Joint Deployment Plans, page 14).

⁵⁵ Infringement ratio is influenced by the risk management strategy.

⁵⁶ Illegal, Unreported and Unregulated (Fishing).

⁵⁷ Regional Fisheries Management Organisations.

⁵⁸ Sustainable Fisheries Partnership Agreements.



4. Contribute to achieve a Level Playing Field through Capacity Building tools	Use of the EFCA CC by coastal Member States	100%	70% use of the CC by coastal Member States
	Number of attendees to regional workshops and training sessions by EFCA	825	At least 1,500 participants (3-year term)
	E-learning platform service available to users ⁵⁹	100% ⁶⁰	95% on a yearly basis for three years
5. Ensure visibility of EFCA's mission and EU values	Implementation of the Annual Communication Strategy Plan	100%	90%
6. Ensure EFCA good governance, transparency and accountability	Preparation and notification of EFCA's Programming Document in due course	100%	100%
7. Ensure the efficient use of EFCA resources	Average vacancy rate (% of authorised posts of the annual establishment plan which are vacant at the end of the year, including job offers sent before 31 st December)	2%	≤5%
	Degree of paperless transactions and procedures ⁶¹	95%	90%

⁵⁹ The KPI does not include scheduled downtime.

⁶⁰ There were 671 registered users by the end of 2018.

⁶¹ It refers to the financial transactions and procedures.



ANNEX II: CORRESPONDENCE ANNUAL OBJECTIVES 2018-2020

Draft PD 2020 Operational Activities and Horizontal tasks	Draft AWP 2020 Objective	AWP 2018 Objective
JDPs, Operational Plans and Pilot Projects	1. Implementation of JDPs and assistance to the Member States and the Commission in EU Waters and North Atlantic	1. Coordinate the implementation of JDPs and Operational plans by the Member States in EU waters, including PACT regional projects, and to provide support to national authorities carrying out coast guard functions in EU waters 3. Harmonising the implementation of the Common Fisheries Policy in EU waters and North Atlantic, including through PACT regional projects
	2. Implementation of JDPs and assistance to the Member States and the Commission in Mediterranean and the Black Sea	2. Coordinate the implementation of the EU contribution to the International Control and Inspection Schemes in RFMOs (NAFO, NEAFC, ICCAT and GFCM), also including PACT regional projects and support to national authorities carrying out coast guard functions in International waters 4. Harmonisation of implementation of CFP in Mediterranean Sea, Black Sea and external waters, and Cooperation with third countries and international organisations dealing with fisheries (RFMO's)
Risk assessment and data analysis	3. Promotion of a risk management based approach and compliance evaluation	6. Promoting effectiveness and efficiency of control operations 7. Development of Data Governance Strategy of the EFCA Fisheries Information System (FIS) to support the operational activities of EU Fisheries control and related Maritime Operations
International dimension: compliance with international provisions	4. Support the EU in the implementation of the external dimension of the CFP	4. Harmonisation of implementation of CFP in Mediterranean Sea, Black Sea and external waters, and Cooperation with third countries and international organisations dealing with fisheries (RFMO's) 9. Provide assistance to the European Commission and the Member States in order to ensure uniform and effective application of the rules of Council Regulation (EC) No 1005/2008
	5. To strengthen compliance through the implementation of EU international projects (e.g. "Improved Regional fisheries governance in Western	10. Support to the EU project "Improved Regional fisheries governance in Western Africa (PESCAO)" as regards monitoring, control and surveillance



	Africa (PESCAO ⁶²)” as regards fisheries monitoring, control and surveillance	
Coast Guard and Capacity Building	6. Improve capacities to implement fisheries control and support other ⁶² coast guard functions	5. Contribute to the implementation of the EU Integrated Maritime Policy through interagency cooperation on coast guard functions and new control technologies 8. Provision of training activities in support of the effective and uniform application of the CFP, including fisheries control expertise in the context of the EUCG functions
Communication	7. Ensure that EFCA’s target audiences: stakeholders, general public, institutions, local audience and EFCA staff understand the Agency’s mission, positively perceive the Agency as a well-qualified operational and technical body which efficiently meets its objectives and have a direct flow of information with the EFCA. Through its communication strategy, the EFCA promotes a culture of compliance and fosters the European Union values	11. Ensure that EFCA’s target audiences: stakeholders, general public, institutions, local audience and EFCA staff understand the Agency’s mission, positively perceive the Agency as a well-qualified operational and technical body which efficiently meets its objectives and have a direct flow of information with the EFCA. Through its communication strategy, the EFCA promotes a culture of compliance and fosters the European Union values
Governance and representation	8. Provide the EFCA Administrative Board with the capacity of achieving its responsibilities in governance and expertise 9. Ensure an effective dialogue at the level of the Advisory Councils through the Advisory Board 10. Ensure the Agency representation, cooperation, dialogue and transparency with other institutional bodies, EU agencies and third parties	12. Provide the EFCA Administrative Board with the capacity of achieving its responsibilities in governance and expertise 13. Ensure an effective dialogue at the level of the Advisory Councils through the Advisory Board 14. Ensure the Agency representation, cooperation, dialogue and transparency with other institutional bodies, EU agencies and third parties
Horizontal support	11. - Ensure the optimisation in the allocation and use of EFCA’s resources in accordance with the principle of sound financial management and with the guarantee concerning the legality and regularity of the underlying transactions - Ensure the rationalisation, simplification, scalability and streamlining of EFCA’s processes	15. - Ensure the optimisation in the allocation and use of EFCA’s resources in accordance with the principle of sound financial management and with the guarantee concerning the legality and regularity of the underlying transactions. - Ensure the rationalisation, simplification, scalability and streamlining of EFCA’s processes

⁶² Regulation (EU) 2016/1626 of the European Parliament and of the Council of 14 September 2016 amending Council Regulation (EC) No 768/2005 establishing a Community Fisheries Control Agency: “...Whereas:

(1) National authorities carrying out coast guard functions are responsible for a wide range of tasks, which may include maritime safety, security, search and rescue, border control, fisheries control, customs control, general law enforcement and environmental protection.”

ANNEX III: AWP 2018 TABLES PER OBJECTIVE

1. Coordination (Operations) (ABMS CODE 1.1) (Objectives 1 and 2)

Resources – Activity Based Management System (ABMS) Code 1.1 (Objectives 1 and 2)		
Code 1.1	Planned	Consumed
Staff	3 AD, 14 AST, 6 SNE	2.8 AD, 11.4 AST, 0.1 CA, 4.3 SNE
Standard Budget	€775,000	€510,051 (66%)
ABMS	€4,904,701	€3,836,983 (78.2%)

Objective 1				
Coordinate the implementation of JDPs and Operational plans by the Member States in EU waters, including PACT regional projects, and to provide support to national authorities carrying out coast guard functions in EU waters				
RESULTS				
Planned				Achieved
1.	Coordination of the implementation of the control activities committed by the Member States in the Regional JDPs and operational plans for 2018 in North Sea, Baltic Sea and Western Waters including PACT projects.			Yes
2.	Close collaboration, exchange of information, increased synergies and transparency between the participating Member States in the context of the JDPs			Yes
3.	Assistance and expertise to the TJDG for sharing and analysing of available information for the coordination and implementation of JDPs			Yes
4.	The provision of assistance and expertise to Member States through regional workshops and best practice meetings for the Union Inspectors, inspectors and Member States staff			Yes
5.	Assistance and expertise on coordination and fisheries control provided within the framework of the cooperation to support national authorities carrying out coast guard functions through sharing of information and planning of multipurpose operations			Yes
Performance Indicators JDPs in EU waters		Target	Achieved	
			Baltic Sea	North Sea Western Waters

1. By JDP: <ul style="list-style-type: none"> • Number of campaigns days per JDP • Percentage of control and inspection means deployed in accordance with the JDP schedule (% of total planned) • Man/days in joint inspection teams 	>300	365	365	365
	90%	100%	100%	82%
	75	>75	>75	65
2. Availability of fishing vessels target list in joint campaigns in EU waters JDPs	80%	100%	88%	88%
3. Number of campaigns coordinated from EFCA	4	5		
4. Daily briefs ⁶³ organised by MOC during specific campaigns and period of EFCA's deployment of inspection means	100%	100%		
5. Percentage of days of EFCA chartered means carried out in multipurpose operations ⁶⁴	60%	83%		
6. Number of Union inspectors and Member States staff concerned attending the regional workshops and training sessions ⁶⁵	500	825		
7. By region/JDP <ul style="list-style-type: none"> • Number of workshops and best practice meeting delivered • Union inspections attending workshops attendees satisfaction 	≥ 1	1	1	1
	>80%	100%	100%	94%
MAIN OUTPUTS				
Planned				Achieved
1. Quarterly reports regarding Regional JDPs and operational plans for 2018 in North Sea, Baltic Sea and Western Waters.				Yes
2. Advanced workshop(s) and best practice meetings for Member States Union inspectors (regional level) delivered.				Yes

⁶³ During days when EFCA is open.

⁶⁴ This indicator is common to objective 2, since multipurpose operations might be carried out in EU waters or International waters.

⁶⁵ This indicator is common to objective 2.

3. Multipurpose operations with Frontex and EMSA, in support of national authorities carrying out coast guard functions.				Yes
4. Analysis and use of the maritime surface awareness picture.				Yes
5. Operation of chartered and other control platform(s) controlled from the Maritime Operation Centre (MOC).				Yes
6. Command and control of inspection platforms.				Yes
7. Elaboration and update of procedures for the operations of the MOC also including TJDG.				Yes
8. Elaboration and update of procedures for the operational Command and Control of chartered and other assets including RPAs.				Yes
Multiannual index to be used as a tendency for compliance evaluation purposes JDPs in EU waters⁶⁶	Baltic Sea	North Sea	Western Waters	
Number of inspections with at least 1 suspected infringement	65	185	164	
Ratios for inspections with at least 1 suspected infringement detected by JDP	1.56%	1.28%	6.07%	
Number of attendees to regional workshops by EFCA	30	15	16	

Objective 2			
Coordinate the implementation of the EU contribution to the International Control and Inspection Schemes in RFMOs (NAFO, NEAFC, ICCAT and GFCM) and support to national authorities carrying out coast guard functions in International waters			
RESULTS			
Planned			Achieved
1.	Coordination of the implementation of the control activities committed by the Member States in the JDPs covering the waters of Mediterranean Sea and Black Sea and the waters managed by NAFO, NEAFC, ICCAT and GFCM.		Yes
2.	EFCA' staff participation as inspectors in control missions in international waters.		Yes
3.	The provision of assistance and expertise to Member States through regional workshops.		Yes
4.	Assistance and expertise on coordination and fisheries control provided within the framework of the cooperation to support national authorities carrying out coast guard functions through sharing of information and planning of multipurpose operations.		Yes
Performance indicators		Target	Achieved
			NAFO NEAFC
			MED

⁶⁶ Data available on 25 January 2018. Additional data may be received later from Member States.



ANNUAL REPORT 2018

1. By JDP:	>300	365	365
<ul style="list-style-type: none"> Number of campaigns days per JDP Percentage of Control and inspection means deployed in accordance with the JDP schedule (% of total planned) Man/days in joint inspection teams 	90%	96%	100%
	75	>75	>75
2. Number of campaigns coordinated from EFCA.	3		1
3. By region/JDP			
<ul style="list-style-type: none"> Number of workshops and best practice meeting delivered 	At least 1 per region	1	3
<ul style="list-style-type: none"> Union inspectors attending workshops attendees satisfaction 	Attendees satisfaction (good or very good) >80%	100%	95%
<ul style="list-style-type: none"> Percentage of EU-NAFO/NEAFC inspectors trained 	50%		62.5%
<ul style="list-style-type: none"> Number of EU-ICCAT trainers trainings delivered 	at least 1		1
4. Number of PACT operational plans implemented	1		1
MAIN OUTPUTS			
	Planned		Achieved
1. Quarterly reports regarding JDPs in the Mediterranean Sea and Black Sea and in International waters managed by NAFO, NEAFC ICCAT and GFCM.			Yes
2. Mission reports for the participation in control activities in international waters delivered.			Yes
3. Analysis and use of the maritime surface awareness picture.			Yes
4. Multipurpose operations with Frontex and EMSA, in the support of national authorities carrying out coast guard functions.			Yes
5. Advanced workshop(s) and best practice meetings for Member States Union inspector (regional level) delivered.			Yes
6. Operation of chartered and other control platform(s) controlled from the Maritime Operation Centre (MOC).			Yes
7. Command and control of inspection platforms.			Yes
8. Elaboration and update of procedures for the operations of the MOC also including TJDG.			Yes
9. Elaboration and update of procedures for the operational Command and Control of chartered and other inspection platforms including RPAs.			Yes
Multiannual index to be used as a tendency for compliance evaluation purposes⁶⁷	NAFO NEAFC		MED

⁶⁷ Data available on 25 January 2018. Additional data may be received later from Member States.

Number of inspections	60	5,562
Number of inspections with at least 1 suspected infringement	6	214
Ratios for inspections with at least 1 suspected infringement detected per activity/day	10%	3.8%

2. Harmonisation and standardisation (ABMS CODE 1.2)

Resources - ABMS Code 1.2 (Objectives 3, 4 and 5)		
Code 1.2	Planned	Consumed
Staff	7 AD, 3 AST	7.2 AD, 2.5 AST, 0.1 CA, 0.6 SNE
Standard Budget	€4,859,000	€5,359,426 (111%)
ABMS	€8,328,962	€9,191,635 (110%)

Objective 3		
Harmonising the implementation of the Common Fisheries Policy in EU waters and North Atlantic, including through PACT regional projects		
RESULTS		
	Planned	Achieved
1.	Improved harmonisation and standardisation at a regional level through the organisation of regional steering group meetings	Yes
2.	Improved cost-effectiveness through the planning of the regional control operations (JDPs and operational plans) including multipurpose missions in cooperation with the other Agencies	Yes
3.	Assessment of the regional control operations (JDP and operational plans), including the definition of major risks for the control activities	Yes
4.	Interoperability with other agencies and Member States Authorities	Yes
5.	Implementation of the tasks delegated to EFCA in relation to RFMOs and third countries in the North Atlantic	Yes
6.	Promote compliance and level playing field in the fisheries control	Yes
7.	Support to the EU Delegation in international meetings	Yes
8.	Assistance to Member States, including to Regional Bodies, and the European Commission in the implementation of projects related to the CFP, as the landing obligation	Yes
	PERFORMANCE INDICATORS	Target 2018
1.	Planning of control operations delivered timely	Quarter 4
2.	Assessment reports JDPs 2017 delivered before 1 July 2018	100%
3.	Risk management implemented for landing obligation	100%
		Achieved
		100%
		100%
		100%

MAIN OUTPUTS	
Planned	Achieved
1. Report on the support from EFCA to Member States, including to Regional Bodies, and the European Commission in projects related to the implementation of the CFP, including PACT regional projects	Yes
2. Reports on the regional steering group meetings	Yes
3. Planning and assessment of the regional control operations, (JDP and operational plans) including PACT regional projects delivered	Yes
4. Planning and assessment of EUCG multipurpose operations	Yes
5. Two workshops on landing obligation organised	Yes
6. Report on the implementation of the landing obligation by region delivered	Yes

Objective 4		
Harmonisation of implementation of CFP in Mediterranean Sea, Black Sea and external waters, and Cooperation with third countries and international organisations dealing with fisheries (RFMO's)		
RESULTS		
Planned	Achieved	
1. Improved harmonisation and standardisation at a regional level through the organisation of regional steering group meetings	Yes	
2. Improved cost-effectiveness through the planning of the regional control operations (JDPs and operational plans), including multipurpose missions in cooperation with the other Agencies	Yes	
3. Preparation and implementation of pilot projects for cooperation with third countries in the Strait of Sicily and the Black Sea in the context of the GFCM	Yes	
4. Assessment of the regional control operations (JDP and operational plans), including the definition of major risks for the control activities	Yes	
5. Interoperability with other Agencies and Member States Authorities	Yes	
6. Promote compliance and level playing field in the fisheries control	Yes	
7. Implementation of the tasks delegated to EFCA in relation to RFMOs and third countries	Yes	
8. Support to the EU Delegation in RFMOs meetings, including Chairmanship of the ICCAT eBCD Working Group	Yes	
Performance indicators	Target	Achieved
1. Planning of control operations delivered timely	Quarter 4	Yes
2. Assessment reports JDPs 2017 delivered before 1 July 2018	100%	Yes



ANNUAL REPORT 2018

3.	% of RFMOs and third countries to which EFCA assisted in comparison with EC requests	100%	100%
4.	% of Implementation of the tasks delegated by the EC in relation to RFMOs and third countries	100%	100%
MAIN OUTPUTS			
Planned		Achieved	
1.	Reports on the support from EFCA to Member States, including to Regional Bodies, and the EC in projects related to the implementation of the CFP, including PACT regional projects		Yes
2.	Reports on the regional steering group meetings		Yes
3.	Planning and assessment of the regional control operations, (JDP and operational plans) including PACT regional projects delivered		Yes
4.	Pilot projects with third countries delivered		Yes
5.	Planning and assessment of EUCG multipurpose operations		Yes
6.	Report of cooperation with third countries and RFMOs		Yes
7.	Report on the implementation of the tasks delegated to EFCA in relation to RFMOs and third countries		Yes

Objective 5		
Contribute to the implementation of the EU Integrated Maritime Policy through interagency cooperation on coast guard functions and new control technologies		
RESULTS		
Planned		Achieved
1.	Support to the EU regarding the implementation of the EU integrated Maritime Policy	Yes
2.	Cooperation on EU Coast Guard functions with EMSA and Frontex in benefit of Member States coast guard authorities	Yes
3.	Control means chartered and deployed following the agreed planning of operations	Yes
4.	Implementation of the annual strategic plan agreed with EMSA and Frontex under the TWA	Yes
5.	Support to the Member States in the use of technologies for fisheries control purposes	Yes
6.	Finalise the implementation of the IMS Pilot Project	Yes
Performance indicators	Target	Achieved

1. Number of multipurpose operations missions	10	>10
2. MoU/SLA signed with the other Agencies	1	1
3. Agreement reached on the operational modalities of the RPAs service with the other Agencies	By December	50% ⁶⁸
4. Fixing areas/period/means and briefings for multipurpose operations in 2019	By December	100%
5. Definition of fixed Wing Aircraft surveillance service for the purpose of Agencies in 2019	By December	100%
6. Percentage of EFCA chartered means operational days carried out in multipurpose operations	60%	83%
7. IMS Pilot Project User Group satisfaction rate	80%(good/very good)	93%
MAIN OUTPUTS		
	Planned	Achieved
1. Active participation and expert input in initiatives related with the implementation of the EU integrated maritime policy		Yes
2. Reports of the TWA Steering Committee and Technical Subcommittees		Yes
3. Fisheries control and multipurpose activities delivered by the EFCA chartered means		Yes
4. Reports regarding the implementation of new technologies in the fisheries control activities		Yes

3. Assistance and expertise (ABMS CODE 1.3)

Resources - ABMS Code 1.3 (Objectives 6, 7, 8, 9 and 10)		
Code 1.3	Planned	Consumed
Staff	7.75 AD, 1 AST1 SNE	6.9 AD, 2.8 AST, 0.8 CA, 1.4 SNE
Standard Budget	€1,325,000	€1,049,740 (80%)
ABMS	€3,579,337	€3,740,277 (104%)
Grant PESCAO	€595,849/2CA, 2 SNE	€469,847 (79%)/ 2CA, 2SNE

⁶⁸ EFCA is cooperating with the European Maritime Safety Agency (EMSA) on operational modalities for the use of RPAS services to assist and support Member States national authorities in maritime surveillance and fisheries control. EMSA had to launch new open calls for tender during 2018 and EFCA supported the evaluation process. However, the procurement procedures were only concluded by the end of November and there was only limited time to work with EMSA and the contractor to establish the operational modalities of the RPAS service. This should be reached early 2019.

Objective 6			
Promoting effectiveness and efficiency of control operations			
RESULTS			
Planned		Achieved	
1.	Major risk drivers and mitigation measures for priority risks identified by regional risk analysis developed in each JDP/operational plan area, and in regional areas on request of the Member States	Yes	
2.	Compliance trends identified in the different JDPs, and in regional areas on request of the Member States	Yes	
3.	Contribution to the EFCA users` needs definition regarding the software for operational applications	Yes	
4.	Identification of cost-effective monitoring through an evaluation of the costs of JDPs and operational plans	Yes	
5.	Assistance to Member States to facilitate successful enforcement of procedures	Yes	
6.	Harmonisation and standardisation of control methods, procedures and minimum inspection standards	Yes	
7.	Provide expertise on the control aspects in preparation of new or updating existing regulations upon EC request	Yes	
Performance indicators		Target	Achieved
1.	JDPs/operational plans with a full regional risk analysis system established	80%	100%
2.	Methodology for compliance evaluation implemented in agreed specific fisheries	100%	100%
3.	Implementation of cost estimation model in JDPs	100%	100%
4.	Project on Member States procedures and requirements delivered by some regions	5 regions	5 regions
5.	Project on standardisation of inspection practices delivered by some regions	3 regions	3 regions
MAIN OUTPUTS			
Planned		Achieved	
1.	Updated Regional risk analysis report by JDP/region delivered	Yes	
2.	Report on compliance trends in JDP/region delivered	Yes	
3.	Report on the support to the EU expert group on compliance delivered	n/a	
4.	Report on the evaluation of the costs of JDPs delivered	Yes	

5. National fiches by Member States on procedures and requirements to be considered by Union inspectors when acting in waters of another Member State and follow-up delivered	Yes
6. Report on standardisation of inspection practices delivered	Yes

Objective 7		
Development of Data Governance Strategy of the EFCA Fisheries Information System (FIS) to support the operational activities of EU Fisheries control and related Maritime Operations		
RESULTS		
Planned	Achieved	
1. High quality data exchange in place of Fisheries control and Maritime Operations supported by established Data management processes	Yes	
2. Increased Business Intelligence through data analysis and analytics to support EFCA's activities	Yes	
3. Contribution for the improvement of EU information systems in support to fisheries monitoring and control	Yes	
4. Collaboration with other EU and international bodies on the implementation of information systems supporting maritime surveillance and fight against IUU	Yes	
5. High use by the participating parties in JDPs (TJDG) and joint maritime operations of the data provided	Yes	
Performance indicators	Target	Achieved
Data Governance Strategy established and implemented	100%	50%
User evaluation of EFCA's applications: VMS, ERS, EIR, Fishnet and IMS.	< 10% non-satisfaction rate per JDP from participating Member States	VMS 0% ERS 18% ⁶⁹ Fishnet 8% EFCA IMS 7%
MAIN OUTPUTS		
Planned	Achieved	
1. Establishment of Data Governance Strategy and implementation of it through Data management processes in line with business requirements	Ongoing	
2. Alignment of IT Strategy with Data Governance Strategy and business vision	Ongoing	

⁶⁹ Deeper analysis showed that three factors contributed to this deviation from the target rate: menu clarity, reporting, and search criteria. Due to the planned deployment of ERS through FLUX these issues were not address during 2018 and will be considered and solved once the new standard for ERS data exchange is implemented.



ANNUAL REPORT 2018

3. Identification and analysis of business requirements for the development of EFCA FIS in support of JDPS, EUCG functions and IUU EFCA FIS developments acceptance reports	Yes
4. Reports on the progress and common developments as agreed by the EC and Member States under the joint working group	Yes
5. Access and interoperability with the EC and other EUCG function related agencies	Yes
6. Continuous service of operational and training environments for the EFCA suite of operational applications	Yes
7. Yearly development and maintenance plans for each system according to the business needs	Yes
8. Annual survey of user satisfaction for operational applications including data quality, user interface etc.	Yes

Objective 8

Provision of training activities in support of the effective and uniform application of the CFP, including fisheries control expertise in the context of the EUCG functions

RESULTS

Planned	Achieved	
1. Contribution to the preparation of a practical handbook on European cooperation on coastguard functions, containing guidelines, recommendations and best practices for the exchange of information in the context of the EUCG functions	Yes	
2. Cooperation with Member States authorities and other Agencies in the training of coast guard authorities, including third countries,	Yes	
3. Harmonised training programmes of Member States officials through the development of a Sectoral Qualification Framework	Yes	
4. Updated training material made available on the EFCA e-learning platform	Yes	
5. Availability of e-learning courses	Yes	
6. Support to Member States training activities on request	Yes	
7. Delivery of training to third countries inspectors on request of the Commission, including TN, DZ, LY, EG, MA, UA and GE	Yes	
Performance indicators	Target	Achieved
1. Provision of joint guidelines for coastguard operations	by June 2018	100%
2. EFCA training sessions for Member States satisfaction rate	Attendees satisfaction (good or very good) >80%	97%



ANNUAL REPORT 2018

3. Number of registered users in the EFCA e-learning platform	500	671
4. Number of Member States using CC training courses as reference material (Inspection at sea, Port inspection, and General principles & specific types of inspection)	>80% of coastal Member States	100%
5. Percentage of third countries trained on request of the Commission	100%	100%
MAIN OUTPUTS		
	Planned	Achieved
1. Training manuals in collaboration with EMSA and Frontex in the context of the EUCCG functions delivered		Yes
2. Report from WGTEE and SGTEE meetings		Yes
3. Existing training manuals updated according to SGTEE request		Yes
4. Specialised e-learning courses delivered in accordance with the priorities set by the SGTEE		Yes
5. EFCA support to Member State's national training services granted as agreed with the Member State		Yes
6. Advanced workshop(s) and best practices meetings for Member States trainers and Union inspectors (national level) delivered		Yes

Objective 9		
Provide assistance to the European Commission and the Member States in order to ensure uniform and effective application of the rules of Council Regulation (EC) No 1005/2008		
RESULTS		
	Planned	Achieved
1. Implement the agreed programme of assistance to the European Commission in connection with the evaluation mission to third countries		Yes
2. Increased collaboration between Member States IUU competent authorities in the verification process and risk analysis relating to the import of fisheries products to the EU		Yes
Performance indicators	Target	Achieved
1. Number of evaluation missions in third countries	4	4
2. % of analysis of catch certificates and supporting documents provided timely to the Commission	100%	100%
3. IUU training sessions satisfaction rate	Attendees satisfaction (good or very good) >80%	96%



ANNUAL REPORT 2018

MAIN OUTPUTS	
Planned	Achieved
1. Reports on analysis and missions in third countries	Yes
2. Organisation and reports on the IUU steering group meeting	Yes
3. Action plan for landlocked countries delivered	Yes
4. Training sessions and seminars for Member States IUU competent authorities delivered	Yes
Multiannual index to be used as a trend for compliance evaluation purposes	
IUU training sessions and seminars number of participants	136

Objective 10		
Support to the EU project “Improved Regional fisheries governance in Western Africa (PESCAO)” as regards monitoring, control and surveillance		
RESULTS		
Planned	Achieved	
1. Strengthening of prevention and responses to IUU fishing in the area.	Yes	
2. Support to the third countries concerned as regards legal framework harmonised with the international standards, and training for fisheries inspectors and other officials	Yes	
3. Support to the third countries concerned as regards cooperation and operational campaigns implementation	Yes	
4. Support to the third countries concerned as regards acquisition of infrastructures, equipment and charter operations	Yes	
Performance indicators	Target	Achieved
Joint regional missions organised with EFCA support	2	2
Support to Regional FMCs provided with VMS/AIS system	1	2
Number of trained officials in the areas covered by SRFC and FCWC	20	22
MAIN OUTPUTS		
Planned	Achieved	

1. Multiannual planning of activities for the 5-year project defined	Yes
2. Annual programme of the project for 2018-2019 adopted	Yes
3. Periodic reports of cooperation delivered	Yes
4. Mapping of needs delivered for SRFC and FCWC Member States	Yes
Multiannual index	
Estimation of IUU catches in the area	n/a

HORIZONTAL TASKS

1. Communication, Governance and Representation (Objectives 11-14)

Resources – Objectives 11, 12, 13 and 14		
	Planned	Consumed
Staff	6 AD	6 AD
Standard Budget	€229,000 ⁷⁰	€208,613 (91%)
ABMS	n/a	n/a

Objective 11	
Ensure that EFCA's target audiences: stakeholders, general public, institutions, local audience and EFCA staff understand the Agency's mission, positively perceive the Agency as a well-qualified operational and technical body which efficiently meets its objectives and have a direct flow of information with the EFCA. Through its communication strategy, the EFCA promotes a culture of compliance and fosters the European Union values.	
RESULTS	
Planned	Achieved
1. Stakeholders are informed about fisheries sustainability, the CFP rules in general and control measures concretely as well as its contribution to the European Border and Coast Guard and the cooperation programme PESCAO	Yes
2. General public is aware of the work of the EFCA in the area of control of the Common Fisheries Policy as well as its contribution to the European Border and Coast Guard and the cooperation programme PESCAO.	Yes

⁷⁰ It includes expenditure related to communication, representation, administrative missions and the Administrative and Advisory Board meetings.



ANNUAL REPORT 2018

3. Local public is familiar with the general values of the European Union		Yes
4. Institutional partners are well informed about the Agency's work and mission		Yes
5. EFCA staff: keep staff informed and involved in EFCA's work		Yes
	Performance indicators	Target
		Achieved
1. Number of visits to the EFCA by stakeholders	6	9
2. Participation in meetings of ACs or other stakeholders	6	6
3. Followers in Twitter	700	1,447
4. Number of page views to the EFCA website	5,000	10,242
5. Publications and audiovisual material produced	3	6
6. Followers in Facebook and LinkedIn	500	1,920
7. Number of international events, fairs, information seminars or conferences that the EFCA attended	7	9
8. Number of meetings or events with a local public	4	6
9. Meeting with all staff when relevant	2	4
10. Satisfaction with EFCA's intranet	80%	80%
MAIN OUTPUTS		
	Planned	Achieved
1. Organisation of visits in EFCA premises		Yes
2. Attendance to relevant meetings for the Agency		Yes
3. Presentations and briefings delivered in the different meetings		Yes
4. Ensuring the quality and timeliness of EFCA's website content and other online presence		Yes
5. EFCA presence in the main EU fairs, events, information seminars or conferences related to Fisheries		Yes
6. Layout and distribution of the main publications of the Agency		Yes
7. Production of effective video material describing EFCA's work.		Yes

8. Effective communication tools available for trainings, visits, fairs or presentations	Yes
9. Strong media relations on the topics covered by the EFCA	Yes
10. Cohesive visual identity respected in the Agency	Yes
11. Communication of the main results of the EFCA work on its website	Yes
12. Organisation of international and local events with vast local institutional presence and media coverage	Yes
13. Cooperation with the EC Representation Office, EP Office and EU Communication relays	Yes
14. Holding staff meetings after the Administrative Board meetings as well as when there are major developments within the EFCA	Yes
15. Keep updated a collaborative intranet which will boost communication	Yes
16. Organise social events that can favour cross-unit and informal communication	Yes

Objective 12		
Provide the EFCA Administrative Board with the capacity of achieving its responsibilities in governance and expertise		
RESULTS		
Planned	Achieved	
1. EFCA Administrative Board regularly and effectively informed of the EFCA's work and developments	Yes	
2. EFCA Administrative Board ensures the matching of tasks foreseen for the Agency in the programming document and resources available to the Agency	Yes	
3. Increased AB involvement and output legitimacy ⁷¹	Yes	
Performance indicators	Target	Achieved
1. Number of Administrative Board meetings	2	2

⁷¹ Within the Five-Year Independent External Evaluation of EFCA exercise, the AB of EFCA issued a series of recommendations, one of them related to the Administrative Board functioning (Recommendation 6), 21 June 2017, <https://www.efca.europa.eu/en/content/external-evaluation-2017>

2. Preparation and notification in due course of the Administrative Board: <ul style="list-style-type: none"> • Programming document • Annual Report 	100%	100%
3. Preparation, adoption and notification of Budget and the Accounts in due course	100%	100%
4. Monitoring the submission to EFCA of Annual written declarations of interest of Administrative Board members to ensure a proper control of those declarations of interest and compliance with legal obligations	100%	96% ⁷²
MAIN OUTPUTS		
Planned	Achieved	
1. Agency Administrative Board Decisions	Yes	
2. Adoption of the Agency programming document	Yes	
3. Adoption of the Agency Annual report	Yes	
4. Adoption of the Agency Budget and establishment plan	Yes	
5. Adoption of the Agency Accounts	Yes	
6. Annual Declaration of interest of the Administrative Board members submitted before the year end	Yes	

Objective 13		
Ensure an effective dialogue at the level of the Advisory Councils through the Advisory Board		
RESULTS		
Planned	Achieved	
1. Close cooperation with the Advisory Councils ensured	Yes	
2. Facilitate the interaction Administrative Board-Advisory Board-EFCA ⁷³	Yes	
Performance indicators	Target	Achieved
1. Number of Advisory Board meetings	2	2

⁷² All the annual written declarations of interests (DoI) have been carefully monitored by EFCA. However, it is noted that, by end 2018, 3 AB members had not yet submitted their DoI.

⁷³ Within the Five-Year Independent External Evaluation of EFCA exercise, the AB of EFCA issued a series of recommendations, one of them related to the Administrative Board and the Advisory Board interaction (Recommendation 7), 21 June 2017, <https://www.efca.europa.eu/en/content/external-evaluation-2017>

2. Advisory Board conclusions to be prepared, delivered and notified to the Advisory and Administrative Board in due course	100%	75% ⁷⁴
MAIN OUTPUTS		
Planned	Achieved	
Advisory Board advice regarding the Multiannual and Annual work programme of the Agency, containing the main concerns, needs and priorities of the stakeholders to be considered in the Agency field of action	Yes	

Objective 14		
Ensure the Agency representation, cooperation, dialogue and transparency with other institutional bodies, EU agencies and third parties		
RESULTS		
Planned	Achieved	
1. Synergies with other Institutions and bodies enhanced	Yes	
2. EU institutions and bodies and general stakeholders informed on EFCA activities	Yes	
Performance indicators	Target	Achieved
1. Rate of participation on the Heads of Agencies and Heads of Administration network	2 meetings	2
2. List of meetings where EFCA has participated to be communicated to the Administrative Board	Twice a year under the AB Information from the Executive Director	2
MAIN OUTPUTS		
Planned	Achieved	
1. Attendance to relevant meetings for the Agency	Yes	
2. Contribution to the EU decentralised Agencies working groups	Yes	
3. Presentations and briefings delivered in the different meetings	Yes	
4. Briefings and documents issued to inform the institutional bodies and third parties	Yes	

⁷⁴ The Advisory Board conclusions of the meeting held in Q3 2018 were not distributed to the Advisory Board in 2018.

2. Horizontal support

Resources – Objective 15		
	Planned	Consumed
Staff	7.25 AD, 12 AST, 11CA ⁷⁵	6.25 AD, 12.6 AST, 9.7 CA ⁷⁶
Standard Budget	n/a	n/a
ABMS	n/a	n/a

Objective 15			
<ul style="list-style-type: none"> • Ensure the optimisation in the allocation and use of EFCA's resources in accordance with the principle of sound financial management and with the guarantee concerning the legality and regularity of the underlying transactions • Ensure the rationalisation, simplification, scalability and streamlining of EFCA's processes 			
RESULTS			
	Planned	Achieved	
1.	Increase of efficiency in the administration through further efforts in the area of e-administration and maintain the levels already achieved in this respect.	Yes	
2.	Maintaining high levels of budget implementation performance through close budget programming, reporting and regular follow up of the information gathered from the financial systems and the input from the operational units.	Yes	
3.	Compliance with all legal requirements in the operational and administrative fields ensured.	Yes	
4.	Smooth functioning of the EFCA premises on a day to day basis, managing and coordinating ongoing services like reception, security, building maintenance etc. ensured.	Yes	
5.	Highly available, secure and cost effective ICT services to support the EFCA business processes and its internal/ external operational activities ensured	Yes	
	Performance indicators	Target	Achieved
1.	Execution payments appropriations	>70%	87.6%
2.	Percentage of planned procurements launched	>80%	71 ⁷⁷ %
3.	Open remarks/ recommendations from ECA and IAS ⁷⁸	<2	0
4.	Contracts concluded and managed for the provision of ICT services.	100%	Yes

⁷⁵ These figures include any staff carrying out administrative support tasks in any unit.

⁷⁶ These figures include any staff carrying out administrative support tasks in any unit.

⁷⁷ 1 open call was moved from Q4 of 2018 to Q1 of 2019 and one NP was postponed to 2019 in order to take profit of an inter-institutional call to be launched by another agency.

⁷⁸ Recommendations rated Very Important or Critical.

ANNUAL REPORT 2018

5. Hardware and software acquired, maintained and updated according to plan	100%	Yes
6. Procedures for the running of the ICT services created, updated and agreed	5	Yes
7. Availability rate for all operational applications hosted by EFCA	>95%	99.69%
MAIN OUTPUTS		
Planned		Achieved
1. Increase the extent to which the already existing modules of e-Prior and other systems related to administration (Sysper, MIPs...) are used		Yes
2. Reporting to management on administrative implementation and forecasted information (budget, recruitment, procurement, training, etc.)		Yes
3. Coordination with the operational units for a regular update of the programming information		Yes
4. Ensure staff development, rights and obligations		Yes
5. Organisation of financial, HR and procurement and other trainings to new staff and/or ad-hoc trainings to all staff when needed		Yes
6. Follow up on the FR and RAP applicable, and advising staff on financial and budget issues		Yes
7. Advising on and verifying contracts and procurement procedures		Yes
8. Application of adequate security and safety measures		Yes
9. Keep the assets management updated and proceed to regular checks (Assets registration, physical tracking, declassification, etc.)		Yes
10. Monitor the impact of the Agency on the environment, assess and compare with standards, improve or limit where possible		Yes
11. Providing legal advice to the Executive Director and the units		Yes
12. Internal application of Data Protection Regulation		Yes

ANNEX IV: OPERATIONAL ACTIVITIES: DETAILED INFORMATION

North Sea JDP

(Report based on data registered in EFCA JDP information system on 31/01/2019)

Joint Deployment Plan	North Sea JDP 2018
Reporting period	6 January to 21 December 2018
Participation	BE, DE, DK, FR, IE, NL, SE, UK.
Operational area	ICES Divisions.III.a, IV

	Campaign	Member States	Number of weeks	Location	From Date	To Date
Coordination Centre (CC)	North Sea	DK	5	Copenhagen	6/01/2018	4/02/2018
		SE	4	EFCA	5/2/2018	4/3/2018
		BE	2	EFCA	5/3/2018	18/3/2018
		NL	6	EFCA	19/3/2018	29/4/2018
		UK	13	Edinburgh	30/4/2018	29/7/2018
		SE	2	Gothenburg	30/7/2018	12/8/2018
		DK	3	Copenhagen	13/8/2018	2/9/2018
		NL	5	EFCA	3/9/2018	7/10/2018
		DE	4	Hamburg	8/10/2018	4/11/2018
		DE	2	EFCA	5/11/2018	18/11/2018
		NL	5	EFCA	19/11/2018	21/12/2018

A – SUMMARY OF ACTIVITY			
Deployment Type	Species	Quantity reported⁷⁹ (Tons)	%⁸⁰ of Total
Land	Atlantic Cod (COD)	20,841	5.7%
	Atlantic Herring (HER)	89,737	24.4%
	Atlantic Mackerel (MAC)	73,421	20.0%
	Blue Whiting (WHB)	2,524	0.7%
	European Sprat (SPR)	43,535	11.8%
	Greater argentine (ARU)	1	0.0%
	Haddock (HAD)	23,361	6.4%
	Hake (HKE)	6,715	1.8%
	Horse Mackerel (JAX)	1,629	0.4%
	Nephrops (NEP)	5,501	1.5%
	Northern Prawn (PRA)	138	0.0%
	Norway pout (NOP)	10,109	2.7%
	Plaice (PLE)	3,750	1.0%
	Pollock (=Saithe) (POK)	13,177	3.6%
	Sandeel (SAN)	36,671	10.0%
	Sole (SOL)	337	0.1%
	Whiting (WHG)	9,201	2.5%
	Other (OTH)	27,138	7.4%
	Total	367,786	100%
	Sea	Atlantic Cod (COD)	243
Atlantic Herring (HER)		617	2.2%
Atlantic Mackerel (MAC)		2,864	10.4%
European Sprat (SPR)		1,374	5.0%
Greater argentine (ARU)		58	0.2%
Haddock (HAD)		174	0.6%
Hake (HKE)		86	0.3%
Horse Mackerel (JAX)		0	0.0%
Nephrops (NEP)		153	0.6%
Northern Prawn (PRA)		5	0.0%
Norway pout (NOP)		3	0.0%
Plaice (PLE)		1,063	3.8%
Pollock (=Saithe) (POK)		115	0.4%
Sandeel (SAN)		6,250	22.6%

⁷⁹ In inspection reports.

⁸⁰ Rounded to decimal figures.



ANNUAL REPORT 2018

	Sole (SOL)	316	1.1%
	Whiting (WHG)	82	0.3%
	Other (OTH)	14,247	51.5%
	Total	27,650	100%

B – DEPLOYED CONTROL MEANS							
Member State	Patrol Vessel		Aircraft	Exchange of Inspectors			
	Days at sea			Joint Teams at Sea		Mixed Teams ashore	
	Core	Associated	No of Flights	Man-days Deployed	Man-days Hosted	Man-days Deployed	Man-days Hosted
BE	20	19	24	16	5	4	
DE	387			16	17	10	4
DK	92	130		29	11	18	30
FR	16	5		10	1		
UK	379	90	86	7			5
NL	101	49	17	42	6	10	4
SE	36	30	108	4		10	9
EFCA	43				84		
Total	1,074	323	235	124	124	52	52

C – ACTIVITY CARRIED-OUT											
Type of Activity	Type of Deployment	Indicator	Country registration object								Total
			BE	DE	DK	FR	UK	NL	SE	EFCA	
Surveillance	Air	Sightings reported	147				1222	327	868		2,564
	Sea	Sightings reported	2	850	354		598		4	34	1,842
Inspections	Vessels on Land	No of inspections	58	210	1291	15	11,356	145	368		13,443
		No of targeted inspections	2	7	95	1	470	27	18		620
	Vessels at Sea	No of inspections	65	242	179	17	172	253	55	13	996
		No of targeted inspections	21	14	19	3	15	25	2	3	102

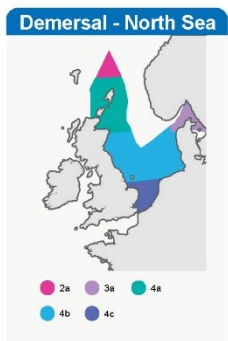
D - RESULTS CONTROL														
Type of Deployment	Object	Indicators	Country in which the Object is registered											Total
			BE	DE	DK	FR	UK	IE	LT	NL	NO	PL	SE	
Land	Vessel	Number of Inspections	82	215	1,198	101	11,095	2	1	162	208	2	377	13,443
		Number of inspections with suspected infringement	8	1	30	4	48			16	3		22	132
		% of inspections with infringements	9.8	0.45	2.5	3.9	0.4	0.0	0.0	9.9	1.4	0.0	5.8	0.98
		Total number of suspected infringements	8	1	30	4	48			16	3		22	132
		Total number of inspections of targets	3	16	80	21	406			31	44		19	620
		Inspections of targets with infringements	1		1	1	3			5			3	14
Sea	Vessel	Number of Inspections	55	62	171	20	173	3		444	9		59	996
		Number of inspections with suspected infringement	3	1	4	1	15			29				53
		% of inspections with infringements	5.5	1.6	2.3	5.0	8.7	0.0		6.5	0.0		0.0	5.3
		Total number of suspected infringements	3	1	4	1	18			30				57
		Total number of inspections of targets	2	5	18	3	12			61			1	102
		Inspections of targets with infringements	1		1		3			9				14



ANNUAL REPORT 2018

E - TYPE OF SUSPECTED INFRINGEMENTS DETECTED DURING THE JDP	
Suspected Infringement Category	Total
01 - Not fulfilling reporting obligations	104
02 - Use of prohibited or non-compliant gear	36
05 - Taking on board, transshipping or landing of undersized fish	17
08 - Fishing in closed area, closed season or without quota	4
10 - Obstruction of work of inspectors	7
15 – Failure to land any species subject to a quota caught during a fishing operation	13
16 – Other	9
Total	190

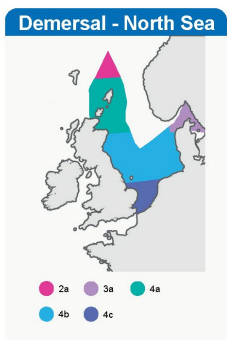
Results of risk assessment of non-compliance



Gear / Mesh size	Non-compliance with LO	Misrecording	Illegal gear	Fishing in closed areas
Otter trawl / Seines ≥100mm COD hake haddock plaice saithe whiting				
Otter trawls / Seines ≥70 and <100mm NORWAY LOBSTER plaice cod haddock hake sole whiting				
Otter trawls / Seines ≥32 and <70mm NORTHERN PRAWN cod saithe				
Otter trawls / Seines ≥90mm COD plaice saithe haddock hake Norway lobster				
Otter trawls / Seines ≥70 and <90mm NORWAY LOBSTER cod				
Beam trawls ≥120mm PLAICE cod sole				
Beam trawls ≥80 and <120mm SOLE plaice				

Target species in UPPERCASES

LEVEL OF RISK | ● Low ● Medium ● High ● Very high



Gear / Mesh size	Non-compliance with LO	Misrecording	Illegal gear	Unlicensed vessels
Fixed gears ≥120mm COD plaice hake sole				
Fixed gears ≥90 and <120mm SOLE plaice				
Fixed gears <90mm COD plaice sole				
Fixed gears SOLE cod plaice				
Fixed gears HAKE cod				

Target species in UPPERCASES

LEVEL OF RISK | ● Low ● Medium



ANNUAL REPORT 2018

Baltic Sea JDP

(Report based on data registered in EFCA JDP information system on 31/01/2019)

Joint Deployment Plan	Baltic Sea JDP 2018
Reporting period	06 January to 21 December 2018
Participation	DE, DK, EE, FI, LT, LV, PL, SE
Operational area	27.3.b,c, 27.3.d

	Campaign	Member States	Number of weeks	Location	From Date	To Date
Coordination Centre (CC)	Baltic Sea	EFCA	1	EFCA	06/01/2018	07/01/2018
		PL	1	Gdynia	08/01/2018	14/01/2018
		PL	7	EFCA	15/01/2018	04/03/2018
		DK	4	Kolding	05/03/2018	01/04/2018
		EE	4	Tallinn	02/04/2018	29/04/2018
		LV	5	EFCA	30/04/2018	03/06/2018
		FI	4	Turku	04/06/2018	01/07/2018
		SE	4	Goteborg	02/07/2018	29/07/2018
		LV	6	EFCA	30/07/2018	09/09/2018
		LT	4	Klaipeda	10/09/2018	07/10/2018
		DE	4	Hamburg	08/10/2018	04/11/2018
		DE	2	EFCA	05/11/2018	18/11/2018
		DE	1	Hamburg	19/11/2018	25/11/2018
		DK	4	Kolding	26/11/2018	23/12/2018

A - SUMMARY OF ACTIVITY					
Deployment Type	JDP species	Quantity reported ⁸¹			
		Weight (Tons)	% of Total	Individuals	% of Total
Land	Atlantic Cod (COD)	1,928	2.6%		
	Atlantic Herring (HER)	37,988	50.8%		
	European Flounder (FLE)	17	0.0%		
	European Sprat (SPR)	33,143	44.3%		
	Other (OTH)	1,634	2.2%		
	Plaice (PLE)	89	0.1%		
	Salmon (SAL)	-	-	6,647	100%
	Total	74,799	100%	6,647	100%
Sea	Atlantic Cod (COD)	324	4.4%		
	Atlantic Herring (HER)	3010	40.8%		
	European Flounder (FLE)	5	0.1%		
	European Sprat (SPR)	3368	45.6%		
	Other (OTH)	635	8.6%		
	Plaice (PLE)	42	0.6%		
	Salmon (SAL)	-	-	461	99.6%
	Sea Trout (TRS)			2	0.4%
	Total	7,384	100%	463	100%

⁸¹ In inspection reports.



ANNUAL REPORT 2018

B – DEPLOYED CONTROL MEANS							
Member State	Patrol Vessel		Aircraft	Exchange of Inspectors			
	Days at sea			Joint Teams at Sea		Mixed Teams ashore	
	Core	Associated	No of Flights	Man-days Deployed	Man-days Hosted	Man-days Deployed	Man-days Hosted
DE	175	18		23	58	15	10
DK	147	131		13	8	33	62
EE	6	8	16	12		10	5
FI	15	21		6	5	10	10
LT	33	1	6	27	1	34	10
LV	16	37		18	5		11
PL	76	58		83		34	30
SE	63	4	114	28	10	18	16
EFCA	43				123		
Total	574	278	136	210	210	154	154

C – ACTIVITY CARRIED-OUT														
Type of Activity	Type of Deployment	Type of object	Indicator	Country registration object										
				DE	DK	EE	FI	LT	LV	PL	SE	EFCA	Total	
Surveillance	Air		Sightings reported			61					494		555	
	Sea		Sightings reported	386	303	10	1	2	25		9	33	769	
Inspections	Land	Vessel	No of inspections	669	403	248	71	225	836	543	178		3,173	
			No of targeted inspections	2	29		3		14	7	7		62	
		Transport	No of inspections					5						5
	Sea	Vessel	No of inspections	101	164	16	96	92	132	289	73	21		984
			No of targeted inspections	3	8	1					7	4	1	24

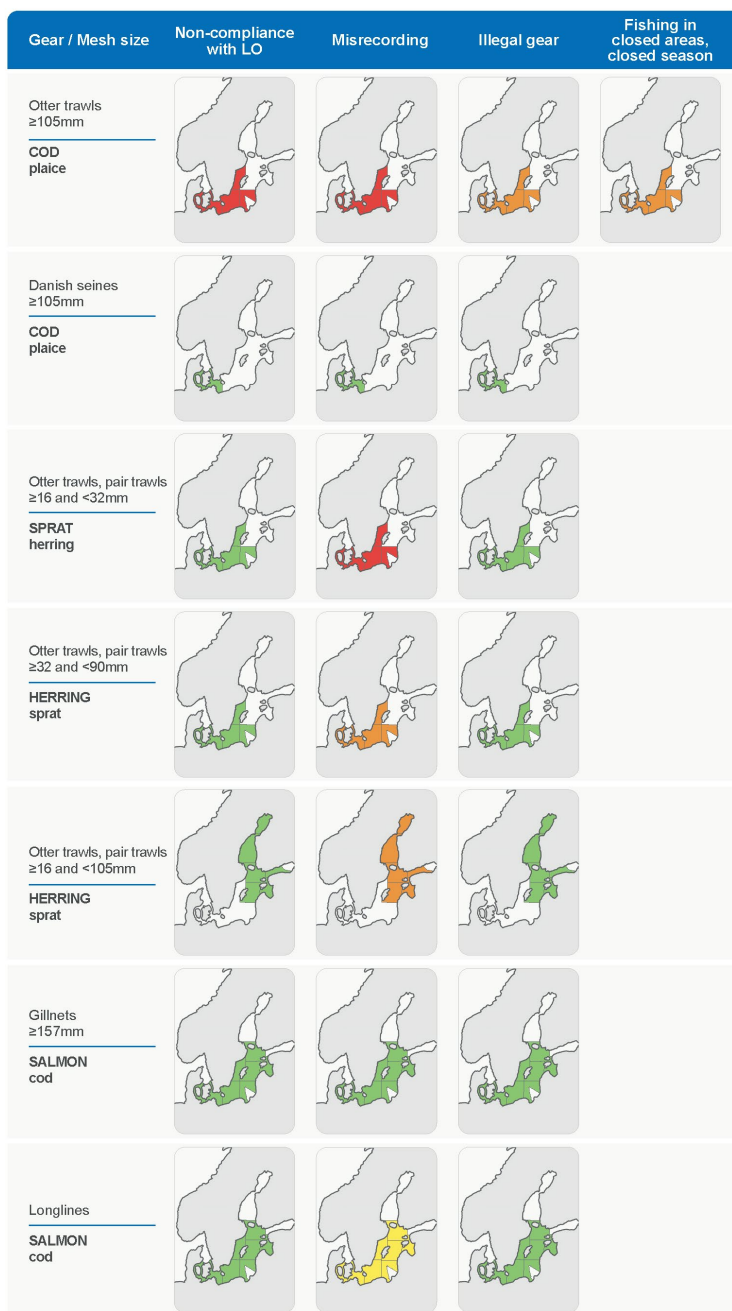
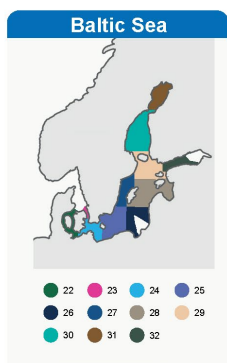
D - RESULTS OF CONTROL ACTIVITIES											
Type of Deployment	Object	Indicators	Country in which the Object is registered								
			DE	DK	EE	FI	LT	LV	PL	SE	Total
Land	Transport	No. of Inspections					4	1			5
		No. of inspections with suspected infringements					0	0			0
	Vessel	No. of Inspections	671	340	256	86	262	832	524	201	3,172
		No. of inspections with suspected infringements	1	18	6	5	2	5	5	7	49
		% of inspections with suspected infringements	0.1	5.3	2.3	5.8	0.8	0.6	0.9	3.5	1.5
		Total no. of suspected infringements	2	18	6	5	2	5	5	7	50
		Total no. of inspections of targets	3	26		3		15	7	8	62
		Inspections of targets with infringements		6		1					7
Sea	Vessel	No. of Inspections	38	176	17	82	98	157	333	83	984
		No. of inspections with suspected infringements	1	7	0	0	0	3	4	1	16
		% of inspections with suspected infringements	2.6	3.9	0.0	0.0	0.0	1.9	1.2	1.2	1.6
		Total no. of suspected infringements	2	10				3	4	1	20
		Total no. of inspections of targets		11				3	4	6	24
		Inspections of targets with infringements		1						1	2



ANNUAL REPORT 2018

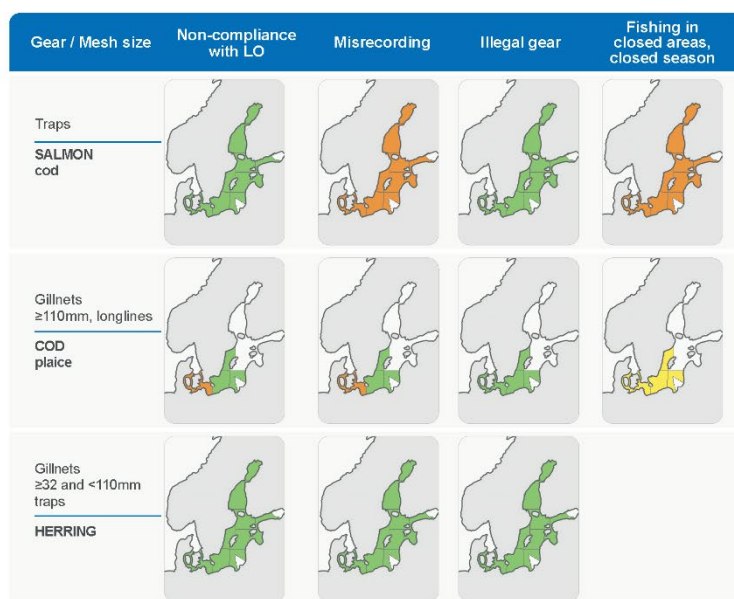
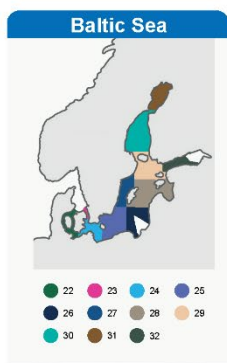
E - TYPE OF SUSPECTED INFRINGEMENTS DETECTED DURING THE JDP	
Suspected Infringement Category	Total
01 - Not fulfilling reporting obligations	45
02 - Use of prohibited or non-compliant gear	7
03 – Falsification or concealing of markings, identity or registration	3
05 - Taking on board, transshipping or landing of undersized fish	0
07 - Fishing without a valid licence, authorisation or permit	0
08 - Fishing in closed area, closed season or without quota	3
10 - Obstruction of work of inspectors	1
15 – Failure to land any species subject to a quota caught during a fishing operation	1
16 – Other	10
Total	70

Results of risk assessment of non-compliance



Target species in UPPERCASES

LEVEL OF RISK | ● Low ● Medium ● High ● Very high



Target species in UPPERCASES

LEVEL OF RISK | ● Low ● Medium ● High



ANNUAL REPORT 2018

Western Waters JDP

(Report based on data registered in EFCA JDP information system on 31/01/2019)

Joint Deployment Plan	Western Waters JDP 2018
Reporting period	06 January to 21 December 2018
Participation	DE, DK, ES, EE, FR, UK, IE, LT, LV, NL, PL, PT
Operational area	ICES Subareas V, VI, VII, VIII, IX

	Campaign	Member States	Number of weeks	Location	From Date	To Date
Coordination Centre (CC)	01 North Western Waters	UK	1	Edinburgh	08/01/2018	14/01/2018
		UK	2	EFCA	15/01/2018	28/01/2018
		UK	5	Edinburgh	29/01/2018	04/03/2018
		IE	4	EFCA	05/03/2018	01/04/2018
		NL	4	EFCA	02/04/2018	29/04/2018
		IE	9	EFCA	30/04/2018	01/07/2018
		ND	14	EFCA	02/07/2018	07/10/2018
		DE	4	Hamburg	08/10/2018	04/11/2018
		DE	2	Hamburg	05/11/2018	18/11/2018
		DE	2	Hamburg	19/11/2018	02/12/2018
		EFCA	3	EFCA	03/12/2018	21/12/2018
	02 South Western Waters	FR	7	Etel	08/01/2018	25/02/2018
		ES	10	Madrid	26/02/2018	06/05/2018
		FR	4	Etel	07/05/2018	03/06/2018
		PT	4	EFCA	04/06/2018	01/07/2018
		FR	20	Etel	02/07/2018	18/11/2018
		PT	5	Lisboa	19/11/2018	21/12/2018



ANNUAL REPORT 2018

A – SUMMARY OF ACTIVITY			
Deployment Type	JDP Species	Quantity reported ⁸² (Tons)	% ⁸³ of Total
Land	Atlantic Herring (HER)	13,047	3.1%
	Atlantic Mackerel (MAC)	103,436	24.3%
	Blue Whiting (WHB)	259,367	60.9%
	Boarfish (BOR)	3,131	0.7%
	Chub Mackerel (MAS)	1	0.0%
	European Anchovy (ANE)	1,051	0.2%
	European Pilchard (=Sardine) (PIL)	432	0.1%
	Greater Argentine (ARU)	793	0.2%
	Horse Mackerel (JAX)	39,720	9.3%
	Whiting (WHG)	1,850	0.4%
	Other (OTH)	2,770	0.7%
	Total	425,598	100%
	Sea	Argentines (Ns) (ARG)	3,801
Atlantic Herring (HER)		10,724	23.9%
Atlantic Horse Mackerel (HOM)		798	1.8%
Atlantic Mackerel (MAC)		7,381	16.5%
Blue Whiting (WHB)		6,584	14.7%
Boarfish (BOR)		10	0.0%
European Anchovy (ANE)		3	0.0%
European Pilchard (=Sardine) (PIL)		1,135	2.5%
European Sprat (SPR)		835	1.9%
Greater argentine (ARU)		572	1.3%
Horse Mackerel (JAX)		12,734	28.4%
Whiting (WHG)		2	0.0%
Other (OTH)		252	0.6%
Total		44,830	100%

⁸² In inspection reports.

⁸³ Rounded to decimal figures.



ANNUAL REPORT 2018

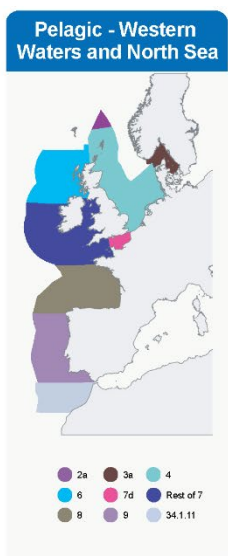
B – DEPLOYED CONTROL MEANS							
Member State	Patrol Vessel		Aircraft	Exchange of Inspectors			
	Days at sea		No of Flights	Joint Teams at Sea		Mixed Teams ashore	
	Core	Associated		Man-days Deployed	Man-days Hosted	Man-days Deployed	Man-days Hosted
DE	16				16	5	
DK						5	
ES	26	27	5			5	5
FR	62	68	3			5	5
UK	47	23	45				5
IE	92	11	149	35			15
NL	10	3				10	
EFCA	16				19		
Total	269	132	202	35	35	30	30

C – ACTIVITY CARRIED-OUT														
Type of Activity	Type of Deployment	Type of Object	Indicator	Country registration object										
				DE	DK	ES	FR	UK	IE	NL	PT	EFCA	Total	
Surveillance	Air		Sightings reported			54	75	204	20				353	
	Sea		Sightings reported	6			14	74	8			21	123	
Inspections	Land	Vessel	No of inspections		57	1603	75	55	512	14	18		2,334	
			No of targeted inspections			1		1	23	3			28	
		Transport	No of inspections			45								45
			No of targeted inspections											-
	Business	No of inspections			27						11		38	
		No of targeted inspections											-	
Sea	Vessels	No of inspections	3		67	161	19	24	5		3	282		
		No of targeted inspections				1						1		

D - RESULTS OF CONTROL ACTIVITIES															
Type of Deployment	Object	Indicators	Country in which the Object is registered											Total	
			BE	DE	DK	ES	FR	FO	UK	IE	NL	NO	PT		
Land	Business	No of Inspections				27							11	38	
		No of inspections with suspected infringements				5									5
		% of inspections with suspected infringements				18.5							0.0		13.2
		Total no of suspected infringements				5									5
	Transport	No of Inspections				43							2		45
		No of inspections with suspected infringements				11									11
		% of inspections with suspected infringements				25.6							0.0		24.4
		Total no. of suspected infringements				11									11
	Vessel	No of Inspections	2	2	47	1471	87	2	104	415	15	60	129		2,334
		No of inspections with suspected infringements				113	4						15		132
		% of inspections with suspected infringements	0.0	0.0	0.0	7.7	4.6	0.0	0.0	0.0	0.0	0.0	11.6		5.7
		Total no. of suspected infringements				121	5						16		142
		Total no. of inspections of targets					2	2	3	21					28
	Sea	Vessel	No of Inspections	4	6	3	75	130		8	17	25	4	4	282
			No of inspections with suspected infringements				4	8			1	2			
% of inspections with suspected infringements			0.0	0.0	0.0	5.3	6.2		0.0	5.9	8.0	0.0	0.0		5.7
Total no. of suspected infringements						4	10			1	3				19
Total no. of inspections of targets							1								1
Inspections of targets with infringements							0								

E - TYPE OF SUSPECTED INFRINGEMENTS DETECTED DURING THE JDP	
Suspected Infringement Category	Total
01 - Not fulfilling reporting obligations	145
02 - Use of prohibited or non-compliant gear	4
03 – Falsification or concealing of markings, identity or registration	1
05 - Taking on board, transshipping or landing of undersized fish	1
07 - Fishing without a valid licence, authorisation or permit	2
08 - Fishing in closed area, closed season or without quota	1
10 - Obstruction of work of inspectors	1
15 – Failure to land any species subject to a quota caught during a fishing operation	0
16 – Other	22
Total	177

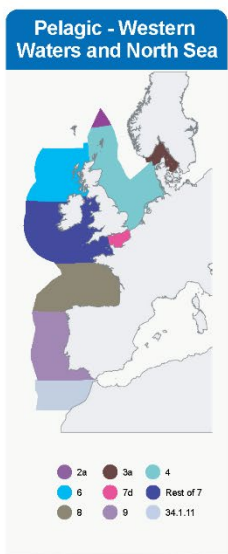
Results of risk assessment of non-compliance



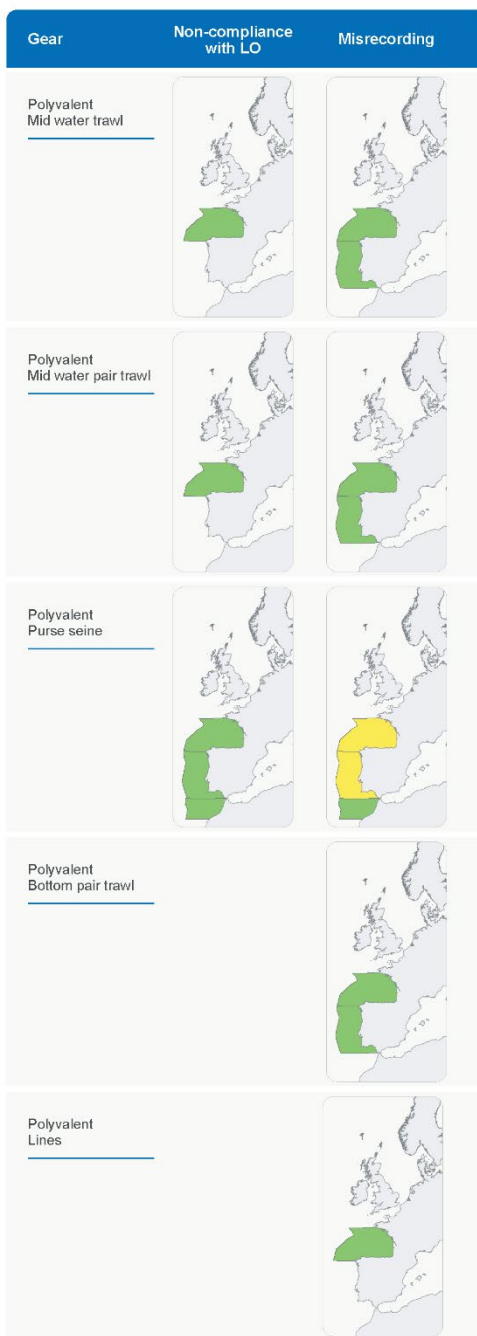
Anchovy

Gear	Non-compliance with LO	Misrecording
Freezer trawler Mid water trawl		
Freezer trawler Mid water pair trawl		
RSW tank vessel Mid water trawl		
RSW tank vessel Mid water pair trawl		
RSW tank vessel Purse seine		

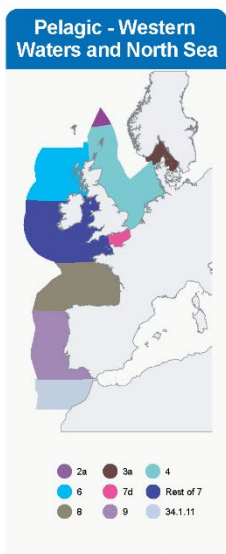
LEVEL OF RISK | ● Low



Anchovy



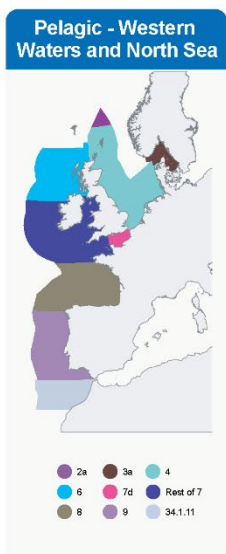
LEVEL OF RISK | ● Low



Herring

Gear	Landing obligation	Misrecording
Freezer trawler Mid water trawl		
Freezer trawler Mid water pair trawl		
RSW tank vessel Mid water trawl		
RSW tank vessel Mid water pair trawl		
RSW tank vessel Purse seine		

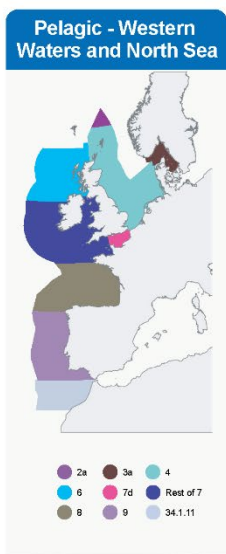
LEVEL OF RISK | ● Low ● Medium



Herring

Gear	Landing obligation	Misrecording
Polyvalent Mid water trawl		
Polyvalent Mid water pair trawl		
Polyvalent Purse seine		
Polyvalent Bottom trawl		
Polyvalent Bottom pair trawl		

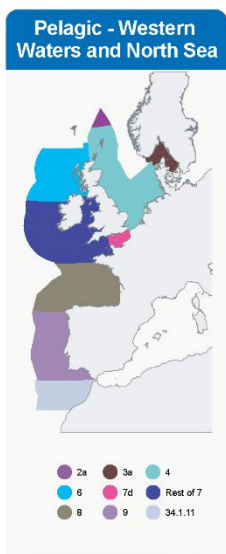
LEVEL OF RISK | ● Low ● Medium ● High ● Very High



Herring

Gear	Landing obligation	Misrecording
Miscellaneous gear, including traps, pots and pounds nets		
Gillnets anchored (set) and gillnets (drift)		
Trammel nets		

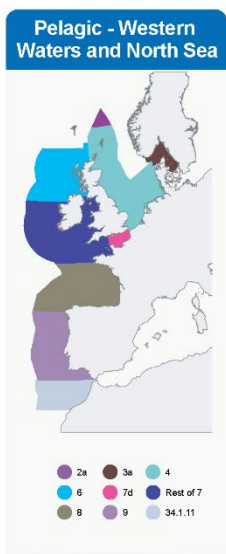
LEVEL OF RISK | ● Low ● Medium



Horse mackerel

Gear	Landing obligation	Misrecording
Freezer trawler Mid water trawl		
Freezer trawler Mid water pair trawl		
RSW tank vessel Mid water trawl		
RSW tank vessel Mid water pair trawl		
Polyvalent Mid water trawl		

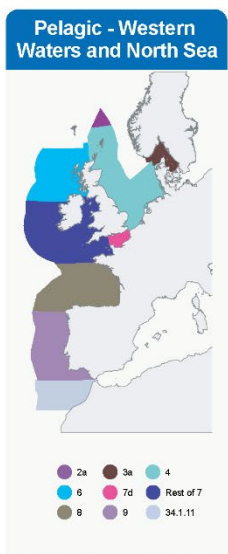
LEVEL OF RISK | ● Low ● Medium



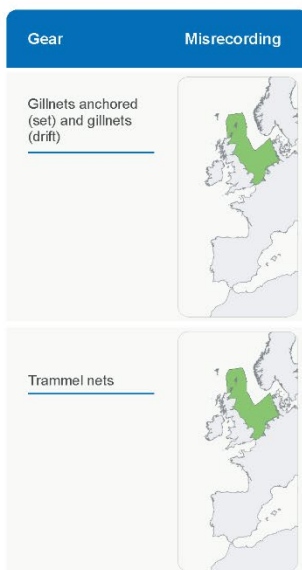
Horse mackerel

Gear	Landing obligation	Misrecording	Illegal gear
Polyvalent Mid water pair trawl			
Polyvalent Purse seine			
Polyvalent Bottom trawl			
Polyvalent Bottom pair trawl			
Polyvalent Lines			

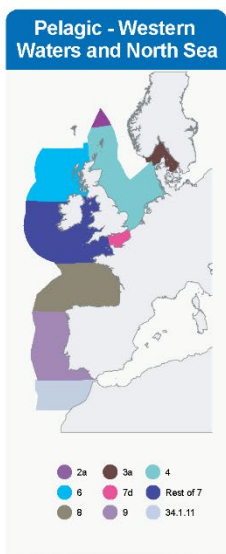
LEVEL OF RISK | ● Low ● Medium



Horse mackerel



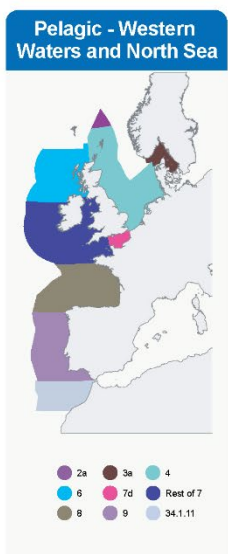
LEVEL OF RISK | ● Low



Blue whiting

Gear	Non-compliance with LO	Misrecording	Illegal gear
Freezer trawler Mid water trawl			
RSW tank vessel Mid water trawl			
RSW tank vessel Mid water pair trawl			
Polyvalent Mid water trawl			
Polyvalent Mid water pair trawl			

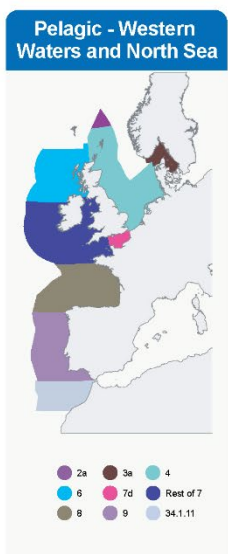
LEVEL OF RISK | ● Low



Blue whiting

Gear	Non-compliance with LO	Misrecording	Illegal gear
Polyvalent Purse seine			
Polyvalent Bottom trawl			
Polyvalent Bottom pair trawl			
Polyvalent Lines			

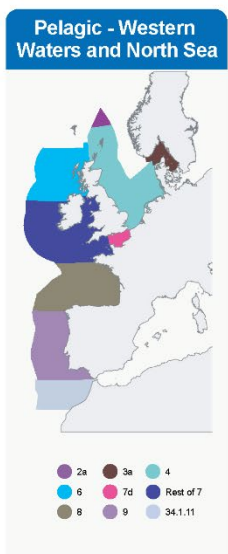
LEVEL OF RISK | ● Low ● Medium



Mackerel

Gear	Landing obligation	Misrecording
Freezer trawler Mid water trawl		
Freezer trawler Mid water pair trawl		
RSW tank vessel Mid water trawl		
RSW tank vessel Mid water pair trawl		
RSW tank vessel Purse seine		

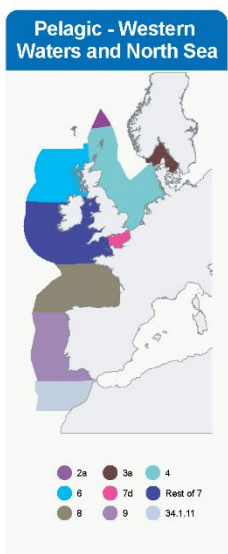
LEVEL OF RISK | ● Low ● Medium



Mackerel

Gear	Non-compliance with LO	Misrecording	Illegal gear
Polyvalent Mid water trawl			
Polyvalent Mid water pair trawl			
Polyvalent Purse seine			
Polyvalent Bottom trawl			
Polyvalent Bottom pair trawl			

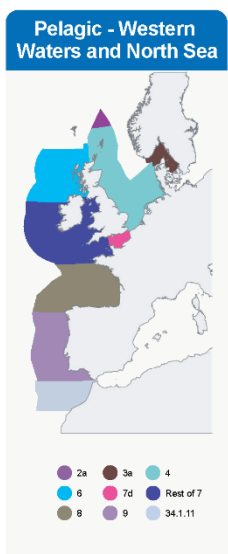
LEVEL OF RISK | ● Low ● Medium



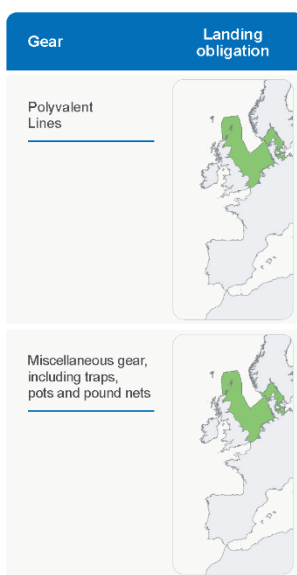
Mackerel

Gear	Non-compliance with LO	Misrecording
<u>Polyvalent Lines</u>		
<u>Miscellaneous gear, including traps, pots and pound nets</u>		
<u>Gillnets anchored (set) and Gillnets (drift)</u>		
<u>Trammel nets</u>		

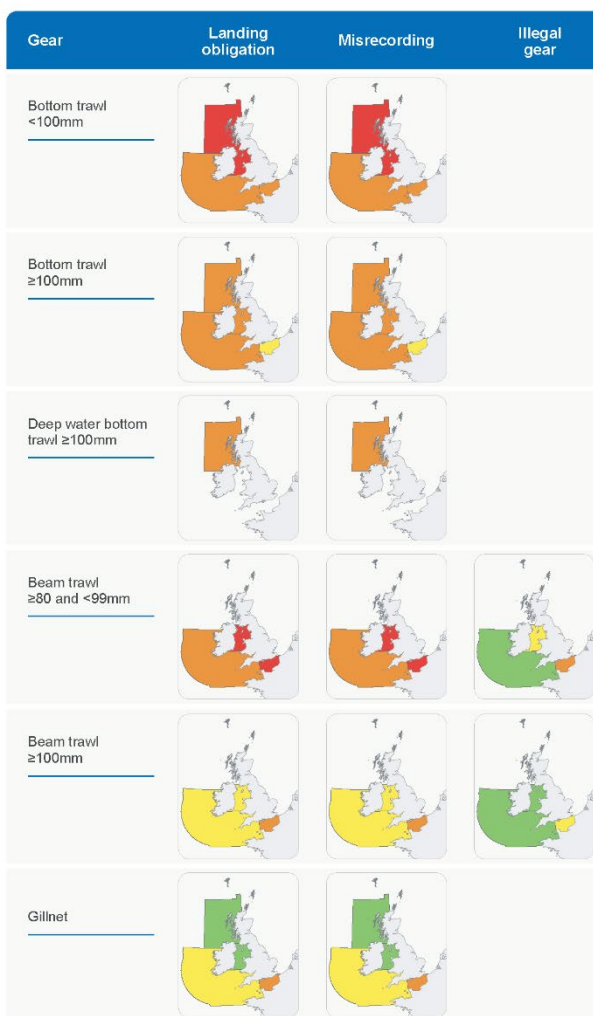
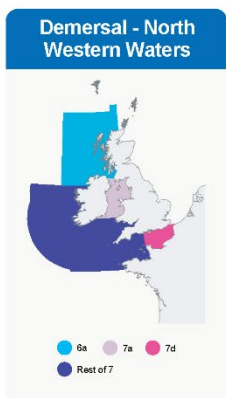
LEVEL OF RISK | ● Low ● Medium



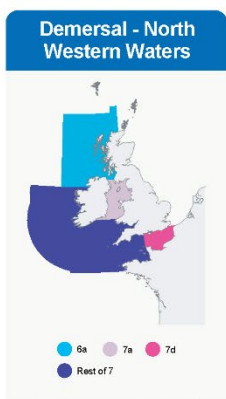
Industrial fisheries



LEVEL OF RISK | ● Low

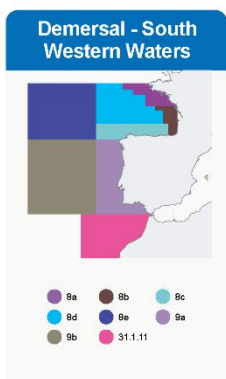


LEVEL OF RISK | ● Low ● Medium ● High ● Very High



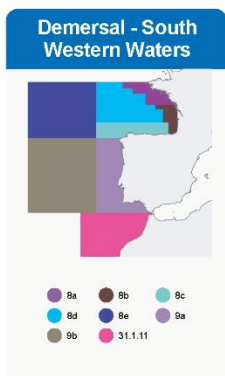
Gear	Landing obligation	Misrecording
Trammel net		
Longline		
Pots and traps		
Trolling and poles and lines		
Mid water pair trawl		
Mid water otter trawl		

LEVEL OF RISK | ● Low ● Medium ● Very High



Gear	Non-compliance wity LO	Misrecording
Bottom trawl and seines		
Bottom trawls		
Bottom trawls targeting mixed pelagic and demersal		
Beam trawls		
Gillnet and trammel net >80 and <100mm		
Gillnet and trammel net ≥100 and <170mm		
Gillnet and trammel net ≥170mm		

LEVEL OF RISK | ● Low ● Medium ● High ● Very High



Gear	Non-compliance with LO	Misrecording	Fishing in unauthorized areas
Longline			
Mid water trawl			
Hand-line, pole and line, bait boat, trolling line			
Longline (targeting Albacore)			
Artisanal			
Longline (targeting Black scabbard fish)			
Longline (targeting red seabream)			

LEVEL OF RISK | ● Low ● Medium ● High



ANNUAL REPORT 2018

NAFO JDP

(Report based on data registered in EFCA JDP information system on 31/01/2019)

Joint Deployment Plan	NAFO JDP 2018
Reporting period	01 January to 31 December 2018
Participation	DE, DK, ES, EE, FR, IE, LT, LV, NL, PL, PT, SE, UK
Operational area	NAFO Regulatory Area

A – SUMMARY OF ACTIVITY			
Deployment Type	JDP Species	Quantity reported ⁸⁴ (Tons)	% ⁸⁵ of Total
Land	American Plaice (PLA)	9	0.5%
	Atlantic Cod (COD)	323	18.3%
	Atlantic Halibut (HAL)	20	1.1%
	Atlantic Redfishes (RED)	1,037	58.9%
	Greenland Halibut (GHL)	329	18.7%
	Haddock (HAD)	2	0.1%
	Roughhead Grenadier (RHG)	18	1.0%
	Short-Finned Squid (SQI)	2	0.1%
	Silver Hake (HKS)	4	0.3%
	Skates (Ns) (SKA)	11	0.6%
	White Hake (HKW)	1	0.1%
	Witch Flounder (WIT)	4	0.2%
	Total	1,762	100%
Sea	American Plaice (PLA)	57	1.4%
	Atlantic Cod (COD)	1429	33.7%
	Atlantic Halibut (HAL)	43	1.0%
	Atlantic Redfishes (RED)	2302	54.3%
	Greenland Halibut (GHL)	181	4.3%
	Haddock (HAD)	0	0.0%
	Roundnose Grenadier (RNG)	1	0.0%
	Short-Finned Squid (SQI)	0	0.0%

⁸⁴ In inspection reports.

⁸⁵ Rounded to decimal figures.



ANNUAL REPORT 2018

	Silver Hake (HKS)	61	1.4%
	Skates (Ns) (SKA)	45	1.1%
	Spotted Wolffish (CAS)	1	0.0%
	White Hake (HKW)	16	0.4%
	Witch Flounder (WIT)	35	0.8%
	Wolffishes (Ns) (CAT)	10	0.2%
	Yellowtail Flounder (YEL)	58	1.4%
	Total	4,238	100%

B – DEPLOYED CONTROL MEANS					
Member State	Patrol Vessel	Exchange of Inspectors			
	Days at sea	Joint Teams at Sea		Mixed Teams ashore	
	Core	Man-days Deployed	Man-days Hosted	Man-days Deployed	Man-days Hosted
CA	15	19	15		
DE	19		57	4	
ES	42		88	5	15
EE		81		8	
LT		38			
LV		19			
PT	30		90	10	34
EFCA		93		22	
Total	106	250	250	49	49

C – ACTIVITY CARRIED-OUT							
Type of Activity	Type of Deployment	Type of Object	Indicator	Country registration object			
				DE	ES	PT	Total
Surveillance	Sea		Sightings reported	8	21	1	30

ANNUAL REPORT 2018

Inspections	Land	Vessel	No of inspections		2	1	3
	Sea	Vessel	No of inspections	5	13	5	23

D - RESULTS OF CONTROL ACTIVITIES									
Type Deployment	Object	Indicators	Country in which the Object is registered						
			ES	EE	JP	NO	PT	US	Total
Land	Vessel	Number of Inspections					3		3
		Number of inspections with suspected infringements					0		-
		% of inspections with suspected infringements					0.0		-
		Total number of suspected infringements					0		-
Sea	Vessel	Number of Inspections	6	1	2	2	10	2	23
		Number of inspections with suspected infringements				1	0	1	2
		% of inspections with infringements	0.0	0.0	0.0	50.0	0.0	50.0	8.17
		Total number of suspected infringements				1	0	4	5

E - TYPE OF SUSPECTED INFRINGEMENTS DETECTED DURING THE JDP	
Suspected Infringement Category	Total
01 - Not fulfilling reporting obligations	1
08 - Fishing in closed area, closed season or without quota	1
16 – Other	3
Total	5



ANNUAL REPORT 2018

NEAFC JDP

(Report based on data registered in EFCA JDP information system on 31/01/2019)

Joint Deployment Plan	NEAFC JDP 2018
Reporting period	1 January to 31 December 2018
Participation	DE, DK, ES, EE, FR, IE, LT, LV, NL, PL, PT, SE, UK, EFCA
Operational area	NEAFC Regulatory Area

A – SUMMARY OF ACTIVITY			
Deployment Type	JDP Species	Quantity reported ⁸⁶ (Tons)	% ⁸⁷ of Total
Sea	Atlantic Herring (HER)	0	0.0%
	Atlantic Mackerel (MAC)	7,860	51.3%
	Baird's Slickhead (ALC)	7	0.0%
	Beaked Redfish (Deepwater) (REB)	5,498	35.9%
	Black Scabbardfish (BSF)	17	0.1%
	Blue Ling (BLI)	1	0.0%
	Blue Whiting (WHB)	1,871	12.2%
	Greenland Halibut (GHL)	0	0.0%
	Roundnose Grenadier (RNG)	54	0.4%
	Total	15,308	100%

⁸⁶ In inspection reports.

⁸⁷ Rounded to decimal figures.



ANNUAL REPORT 2018

B – DEPLOYED CONTROL MEANS				
Member State	Patrol Vessel	Aircraft	Exchange of Inspectors	
	Days at sea	No of Flights	Joint Teams at Sea	
	Core		Man-days Deployed	Man-days Hosted
DE	16			41
DK				15
ES	39			35
EE			16	
IE		12	19	
LT			25	
LV			15	
PT		2		
SE		2		
UK		7		
EFCA			16	
Total	55	25	91	91



ANNUAL REPORT 2018

C – ACTIVITY CARRIED-OUT											
Type of Activity	Type of Deployment	Type of Object	Indicator	Country registration object							
				DE	DK	ES	UK	IE	PT	SE	Total
Surveillance	Air		Sightings reported				12	45	1	21	79
	Sea		Sightings reported	147	11	141					299
Inspections	Sea	Vessel	No of inspections	20	9	5					34

D - RESULTS OF CONTROL ACTIVITIES														
Type of Deployment	Object	Indicators	Country in which the Object is registered											
			DE	ES	FO	IE	IS	LT	LV	NL	NO	RU	UK	Total
Air	Vessel	Number of sightings	3	3	6	2	8			5	2	30	20	79
		Number of sightings with suspected infringement												
Sea	Vessel	Number of Inspections	2	4	1			1	1		1	24		34
		Number of inspections with suspected infringements			1						1	2		4
		% of inspections with suspected infringements	0.0	0.0	100.0			0.0	0.0		100.0	8.3		11.8
		Total number of suspected infringements			1						2	2		5

E- TYPE OF SUSPECTED INFRINGEMENTS DETECTED DURING THE JDP	
Suspected Infringement Category	Total
01 - Not fulfilling reporting obligations	2
16 – Other	3
Total	5

Mediterranean JDP

(Report based on data registered in EFCA JDP information system on 31/01/2019) Joint Deployment Plan	Mediterranean JDP 2018 ⁸⁸
Reporting period	01 January to 31 December 2018
Participation	CY, ES, FR, EL, HR, IT, MT, PT, SI, XFA ⁸⁹ , XFX ⁹⁰
Operational area	ICES Subareas VII, VIII, IX, X, CECAF Subarea 34.1.2 and FAO area 37

	Campaign	Member States	Location	From Date	To Date
Coordination Centre (CC)	Campaign Mediterranean Eastern Atlantic	IT	EFCA	01/01/2018	31/01/2018
		ES	EFCA	01/02/2018	28/02/2018
		FR/IT	FR/EFCA	01/03/2018	31/03/2018
		ES	EFCA	01/04/2018	31/05/2018
		MT	EFCA	01/06/2018	30/06/2018
		FR	FR	01/07/2018	31/07/2018
		IT	EFCA	01/08/2018	30/12/2018

A – DEPLOYED CONTROL MEANS							
Member State	Patrol Vessel		Aircraft	Exchange of Inspectors			
	Days at sea		No of Flights	Joint Teams at Sea		Mixed Teams ashore	
	Core	Associated		Man-days Deployed	Man-days Hosted	Man-days Deployed	Man-days Hosted
CY	20			14	1	14	5
DZ ⁹¹				106			
ES	87	155	26	69	30		12
FR	70		1	58	21	12	
EL	34		5	57	2	5	3
HR	35			62	20	24	38
IT	105		13	216	22	49	27
MT	15		8	76	4		20
PT		19					
SI	5			7	3	8	7
TN ⁹²				78			
XFA	177		25		640		
XFX		195	334				
Total	548	369	412	743	743	112	112

⁸⁸ It also covers BFT in the Eastern Atlantic.

⁸⁹ EFCA.

⁹⁰ Frontex.

⁹¹ Algeria.

⁹² Tunisia.



ANNUAL REPORT 2018

B – ACTIVITY CARRIED-OUT															
Type of Activity	Type of Deployment	Type of object	Indicator	Country registration control mean											Total
				CY	ES	FR	EL	HR	IT	MT	PT	SI	XFA	XFX	
Surveillance	Air		Sightings reported		152	15	5		126				205	887	1,390
	Sea		Sightings reported	22		102	8	36	149	24		5	320	419	1,085
	Land	Vessel	No of inspections	148	384	300	1218	221	9	1494	52	20			3,846
		Transport	No of inspections		1		3	13	6			10			33
		Business	No of inspections	89	10			84	42			313			538
		Fish Farm	No of inspections		12			29							41
	Sea	Vessel	No of inspections	44	276	90	71	70	122	22	22	4	136		857
		Fish Farm	No of inspections		164			1							165
		Other Trap	No of inspections		82										82

Type Deployment	Object	Indicators	AL	CY	DZ	EG	ES	FR	EL	HR	IE	IT	JP	LY	MT	PA	PT	RU	SI	TN	Total	
Land	Business	Number of Inspections		89			10			86		42							311		538	
		Number of inspections with suspected infringement					5			14		7								7		33
		% of inspections w/ infringements		0.00			50.00			16.47		16.67								2.25		6.15
		Total number of suspected infringements					5			15		8								7		35
	Fish Farm	Number of Inspections					12				29											41
		Number of inspections with suspected infringement									1											1
		% of inspections w/ infringements						0.00			3.45											2.44
		Total number of suspected infringements									1											1
	Transport	No of Inspections					1			3	24		5									33
		No of inspections with suspected infringements					1				3		2									6
		% of inspections w/ infringements						100.0		0.00	12.50		40.00									18.1
		Total no. of suspected infringements					1				3		2									6



ANNUAL REPORT 2018

Type Deployment	Object	Indicators	AL	CY	DZ	EG	ES	FR	EL	HR	IE	IT	JP	LY	MT	PA	PT	RU	SI	TN	Total		
	Vessel	No of Inspections		194	2		323	313	1158	210	9	57	4	3	1475	22	52		24		3,846		
		No of inspections with suspected infringements		8			28	1	2	7		1			1		9					57	
		% of inspections with infringements		4.12	0.00		8.67	0.32	0.17	3.33	0.00	1.75	0.00	0.00	0.07	0.00	17.31		0.00			1.48	
		Total no. of suspected infringements		13			34	1	2	7		2			1		13					73	
Sea	Fish Farm	Number of Inspections					164			1											165		
		Number of inspections with suspected infringement					4															4	
		% of inspections w/ infringements					2.44			0.00												2.42	
		Total number of suspected infringements					4															4	
	O.Trap	No of Inspections					82															82	
	Vessel	No of Inspections	1	44	3	1	135	61	77	67	9	198	7	6	33	167	14	1	4	27		857	
		No of inspections with suspected infringements		3		1	19	10	6	8		40	1	3	6						14		113
		% of inspections w/ infringements	0.00	6.82	0.00	100.0	14.07	16.39	7.79	11.94	0.00	20.20	14.29	50.00	18.18	0.00	0.00	0.00	0.00	0.00	51.85		13.19
		Total no. of suspected infringements		3		5	25	11	8	9		53	1	4	8						21		150



ANNUAL REPORT 2018

D - TYPE OF SUSPECTED INFRINGEMENTS DETECTED DURING THE JDP	
Suspected Infringement Category	Total
01 - Not fulfilling reporting obligations	104
02 - Use of prohibited or non-compliant gear	20
03 - Falsification or concealing of markings, identity or registration	5
05 - Taking on board, transshipping or landing of undersized fish	3
06 - Fishing in RFMO area inconsistent/in contravention with conservation and management measures	26
07 - Fishing without a valid licence, authorisation or permit	10
08 - Fishing in closed area, closed season or without quota	18
10 - Obstruction of work of inspectors	20
16 – Other	63
Total	269



ANNUAL REPORT 2018

Results of risk assessment of non-compliance

Mediterranean and Eastern Atlantic: risk of non-compliance



● Mediterranean Sea ● Eastern Atlantic ● Northern Adriatic Sea

Gear	Area	Non-compliance with specific rules for BFT and/or SWO	Misreporting and/or misrecording	Non-compliance with quota or bycatch limit	Non-compliance with temporal/spatial closures	Non-compliance with minimum size	Non-compliance with general technical and management rules	Non-compliance with the LO
Purse seiner	Eastern Atlantic	●	●	●	●	●	●	●
	Western Mediterranean	●	●	●	●	●	●	●
	Central Mediterranean	●	●	●	●	●	●	●
Traps	Eastern Atlantic	●	●	●	●	●	●	●
	Western Mediterranean	●	●	●	●	●	●	●
Line vessels	Eastern Atlantic	●	●	●	●	●	●	●
	Western Mediterranean	●	●	●	●	●	●	●
	Central Mediterranean	●	●	●	●	●	●	●
	Eastern Mediterranean	●	●	●	●	●	●	●
Bait boats	Eastern Atlantic	●	●	●	●	●	●	●
	Western Mediterranean	●	●	●	●	●	●	●
Pelagic trawlers	Eastern Atlantic	●	●	●	●	●	●	●
	Western Mediterranean	●	●	●	●	●	●	●

LEVEL OF RISK | Low ● Medium ● High ● Very high ●



ANNUAL REPORT 2018

Mediterranean and Eastern Atlantic: risk of non-compliance



● Mediterranean Sea ● Eastern Atlantic ● Northern Adriatic Sea

Gear	Area	Non-compliance with specific rules for BFT and/or SWO	Misreporting and/or misrecording	Non-compliance with quota or bycatch limit	Non-compliance with temporal/spatial closures	Non-compliance with minimum size	Non-compliance with general technical and management rules	Non-compliance with the LO
Sport and recreational	Eastern Atlantic	●	●	●	●	●	●	
	Western Mediterranean	●	●	●	●	●	●	
	Central Mediterranean	●	●	●	●	●	●	
	Eastern Mediterranean	●	●	●	●	●	●	
Others	Eastern Atlantic	●	●	●	●	●	●	●
	Western Mediterranean	●	●	●	●	●	●	●
	Central Mediterranean	●	●	●	●	●	●	●
Pelagic trawls	Adriatic Sea		●	●	●		●	●
Purse seiner	Adriatic Sea		●	●	●		●	●
Bottom trawl	Strait of Sicily		●		●		●	●

LEVEL OF RISK | Low ● Medium ● High ● Very high ●



ANNUAL REPORT 2018

Black Sea Operational Plan

Operational Plan	Black Sea OP 2018
Reporting period	01 January to 31 December 2018
Participation	BG, RO, XFA
Operational area	GSA 29

A - DEPLOYED CONTROL MEANS

Member State	Patrol Vessel		Aircraft	Exchanges of Inspectors			
	Days at sea		N° of Flights	Joint Teams at sea		Mixed Teams ashore	
	Core	Associated	Flights	Man-days Deployed	Man-days Hosted	Man-days Deployed	Man-days Hosted
BG	2			74	2	62	64
RO	2			56	4	64	62
UA				27			
XFA	27		14		151		
Total	31		14	157	157	126	126

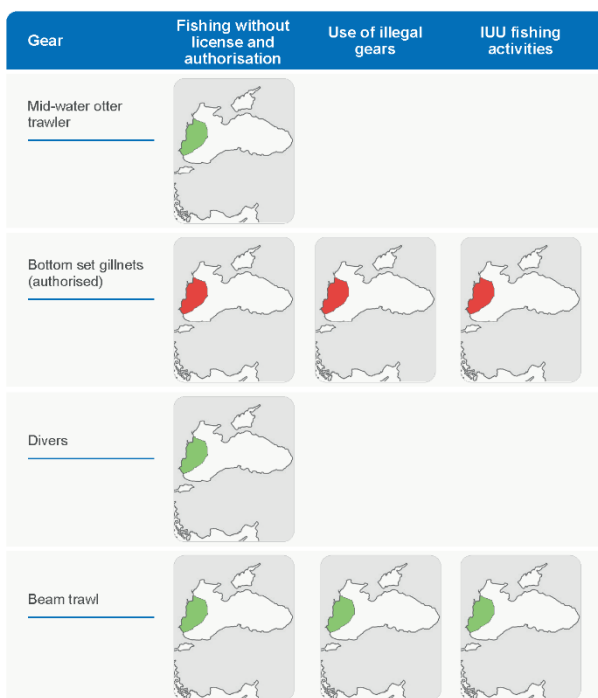
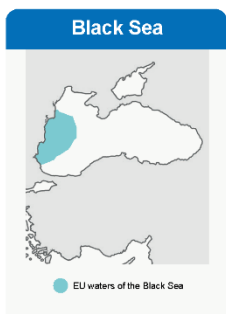
B - ACTIVITY CARRIED-OUT

Type of Activity	Type of Deployment	Type of Object	Indicator	Country registration control mean			
				BG	RO	XFA	Total
Surveillance	Air		Sightings reported			52	52
	Sea		Sightings reported			31	31
Inspections	Land	Vessel	Number of inspections	53	24		77
		Transport	Number of inspections	1	6		7
		Business	Number of inspections	70	82		152
	Sea	Vessel	Number of inspections	4	9	19	32

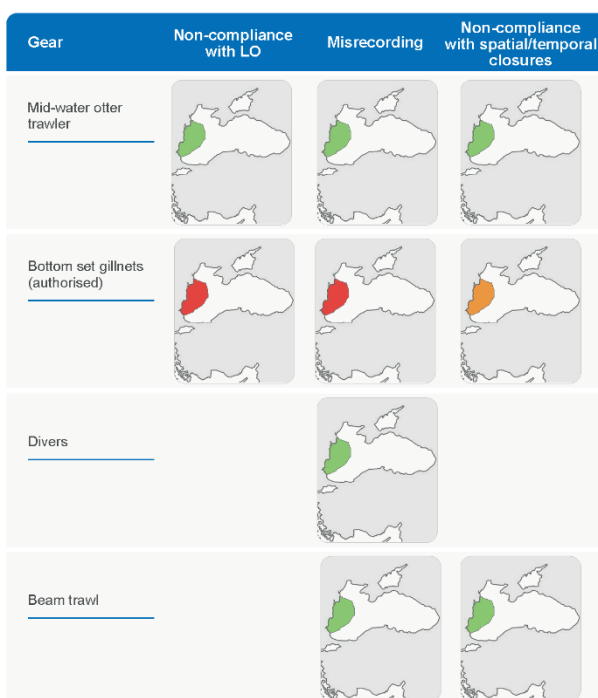
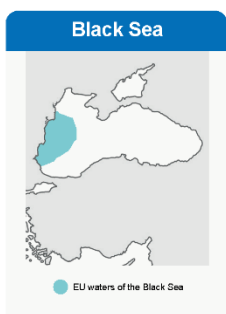
C - RESULTS OF CONTROL ACTIVITIES					
Type of Deployment	Object	Indicators	Country in which the Object is registered		Total
			BG	RO	
Air	Vessel	Number of Inspections			
		Number of inspections with suspected infringement			
		% of inspections with infringements			
		Total number of suspected infringements			
Land	Business	Number of Inspections	70	82	152
		Number of inspections with suspected infringement	1		1
		% of inspections with infringements	1.43	0.00	0.66
		Total number of suspected infringements	1		1
	Transport	Number of Inspections	2	5	7
		Number of inspections with suspected infringement			0
		% of inspections with infringements			
		Total number of suspected infringements			
	Vessel	Number of Inspections	53	24	77
		Number of inspections with suspected infringement			0
		% of inspections with infringements	0.00	0.00	0.00
		Total number of suspected infringements			0
Sea	Vessel	Number of Inspections	18	14	32
		Number of inspections with suspected infringement			0
		% of inspections with infringements	0.00	0.00	0.00
		Total number of suspected infringements			0

D – TYPE OF SUSPECTED IINFRINGEMENTS DETECTED DURING THE OP		
Suspected Infringement Category		Total
16 - Other		1
Total		1

Results of risk assessment of non-compliance



LEVEL OF RISK | ● Low ● Very High



LEVEL OF RISK | ● Low ● High ● Very High

Training activities in 2018

Area	Action	Date(s)	Place	No of participants
Med. Black Sea	ICCAT training for trainers	15-16/03	Vigo (ES)	12
	Support to national inspection training (Italy)	23-24/03	Livorno (IT)	16
	Support to IUU National training (Romania)	10/04	Constanta (RO)	26
	Adriatic small pelagic workshop	10/04	Bari (IT)	19
	ICCAT seagoing workshop	11-12/04	Bari (IT)	35
	Support to national inspection training (Cyprus)	17-18/04	Nicosia (CY)	20
	Support to national inspection training (Croatia)	23-24/04	Split (HR)	23
	Support to national inspection training (France)	02-03/05	Nantes (FR)	15
	Support to national inspection training (Greece)	05-07/09	Heraklion (EL)	21
	Support to national inspection training (Italy)	05-07/09	Livorno (IT)	19
	Support to national inspection training (Croatia)	24-25/10	Split (HR)	30
	Support to national inspection training (Italy)	08-09/11	Livorno (IT)	15
	EFCA Integrated Maritime Service (IMS) application training (Greece)	20-21/11	Pireaus (EL)	7
	Support to national inspection training (Greece)	10-14/12	Thessaloniki (EL)	20
Support to national inspection training (Romania)	13-14/12	Constanta (RO)	90	
NAFO-NEAFC Western Waters	Support to national inspection training (Ireland)	13/02 & 15/02	Cork and Killybegs (IE)	12
	NEAFC JDP training for EU inspectors	21-22/03	Vigo (ES)	22
	Western Waters JDP training for EU inspectors	18-19/04	Vigo (ES)	16
	Support to national inspection training (Portugal)	05-07/06	Lisbon (PT)	10
	Support to national inspection training (Estonia)	19/11	Kiviloppe (EE)	15
North Sea/Baltic Sea	IUU regional training for EE, LT, LV and PL	26-27/04	Klaipeda (LT)	18
	North Sea JDP training for EU inspectors	25-26/04	Scheveningen (NL)	15
	IUU regional Training for AT, CH, DE, LU and NL	29-30/08	Hamburg (DE)	13
Landlocked	Baltic Sea JDP Training for EU inspectors	17-18/10	Vilnius (LT)	30
	Support to IUU National training	03-04/07	Budapest (HU)	9
All Member States	"Newcomers" IUU Regulation training (session 1)	27-28/02	Vigo (ES)	19
	"Newcomers" IUU Regulation training (session 2)	13-14/03	Vigo (ES)	18
	Joint EMSA-EFCA training on safety/fisheries control rules applicable to fishing vessels (session 1)	04-05/04	Vigo (ES)	12
	Joint EMSA-EFCA training on safety/fisheries control rules applicable to fishing vessels (session 2)	23-24/05	Lisbon (PT)	23
	"Advanced" IUU Regulation training	2-3/10	Rotterdam (NL)	33
Third countries	Support to national inspection training (Ukraine)	06-07/02	Odessa (UA)	20
	Regional "training the trainers" session for Black Sea GFCM countries	11-12/04	Constanta (RO)	9
	Support to national inspection training (Tunisia)	02-11/07	Bizerte, Madhia, Gabès (TN)	106
	Support to national inspection training (Georgia)	25-27/09	Batumi (GE)	10
	Training for trainer for Libya	16-17-18/10	Roma (IT)	25
	Training Programme for Trainers on Fisheries Control and Inspection	23-26/10	Vigo (ES)	22
Member States + third countries + EU org.	Registered users to the EFCA e-learning platform			671
TOTAL	No of events: 35	No of participants: 1,496		



ANNUAL REPORT 2018

Coast Guard Common report of the Annual Strategic Plan

OBJECTIVES 2018	OUTCOMES
STRATEGIC / HORIZONTAL	
<p>Develop a concept and format for an annual European Coast Guard event, to be tested for the first time in Vigo (Spain) to involve national authorities performing coast guard functions and other EU and international partners for consultation and feedback on Agencies' cooperation activities.</p>	<p>The first Annual European Coast Guard Event was held in La Toja, Pontevedra, Spain, on the 11 and 12 April 2018. 118 participants attended the event from 22 Member States and Norway and the European institutions. It was the first event after the signature of the Tripartite Working Arrangement, having the communities of the three agencies together for consultation and feedback on the cooperation. The event was structured into an opening session, a technical session and a wrap up and closure session. The technical session covered in succession the five cooperation areas defined by the co-legislator and was the main forum for consultation and feedback from national authorities.</p> <p>Referring to conclusions of the 1st annual event, the 2nd annual European Coast Guard event organized by Frontex in cooperation with EFCA and EMSA will be focused on CG topics discussed in the format of workshops representing EU Agencies and Member States. This event will be held in Poland (Swinoujscie) from 15 to 17 April 2019.</p>
<p>Set up the three technical subcommittees to support the implementation of the Annual Strategic Plan.</p>	<p>The three technical subcommittees have been set-up and chaired by EMSA (Area 1 &2), EFCA (Area 3 & 4) and Frontex (Area 5).</p>
<p>Identification of new areas of mutual interest for interagency cooperation including new or amendment of existing Memoranda of Understanding (MoUs)/ Service Level Agreements (SLAs).</p>	<p>There are bilateral Memoranda of Understanding (MoUs) and Service Level Agreements (SLAs) signed between the agencies covering different subjects, such as information sharing or procurement procedures.</p> <p>SLA EMSA/Frontex was amended to include an automatic renewal clause.</p> <p>MoU signed between Frontex and EFCA for an inter-institutional framework contract for Aerial Surveillance Services.</p>
<p>Increase coordination of the Agencies' communication activities related to the implementation of the interagency cooperation on coast guard functions.</p>	<p>Communication activities were coordinated through an agreed communication plan.</p>
AREA 1 INFORMATION SHARING	
<p>Further development of data sharing framework and to investigate possibilities to increase interoperability between information systems.</p>	<p>The three Agencies' systems are fully interfaced and exchanging and sharing all maritime information that has been identified of interest for the different CG activities. The exchange of information has been reflected in an information matrix to detail the source and any restriction on access rights to be applied to the final users.</p>
<p>Identification of information gaps and possible new information products and development and launching of new services (see also risk analysis area).</p>	<p>A request from Frontex to provide additional vessel positioning data for the eastern part of the Black Sea and the Mediterranean was evaluated and will be contracted and implemented in 2019 by EMSA to share the data across Agencies.</p>
<p>Conduct organisational and technical work to integrate positions of assets (active during Joint Operations) in a maritime picture.</p>	<p>The Agencies agree that rather than sharing the positions of assets that could be in some cases conflicting with security considerations, the maritime picture could include the areas of operations per Agency (e.g.: stand by Area of EMSA's pollution response vessels, area of fisheries control campaigns, Frontex joint operations or pre-frontier surveillance).</p>



ANNUAL REPORT 2018

OBJECTIVES 2018	OUTCOMES
Continue to validate the VDS (vessel detection system) by organising joint validation campaigns.	Five operational exercises were organised involving representatives of the three Agencies.
AREA 2 SURVEILLANCE AND COMMUNICATION SERVICES	
Integration of RPAS data into a maritime picture (IMS, Eurosur, Fusion Services).	The RPAS Data streams were integrated with other data layers of the IMS system through a specific web interface available for real time command and control of the RPAS operation and access to the information from the aircraft sensors overlaid on other maritime information.
Roll-out of Frontex FWA (fixed wing aircraft) services and EMSA RPAS services for multipurpose operations and evaluation of first results, paving the way for a new concept of common surveillance services by joint deployment of airborne (RPAS and FWAs) and seaborne means and appropriate command and control structures (Also relevant for Area 5).	<p>New procurement in 2018 allowed to increase the available portfolio of RPAS for the three Agencies with in particular a MALE aircraft, new VTOL capabilities and smaller quadricopters, to be operated also from vessels.</p> <p>EMSA provided mid-size fixed wing RPAS services over Portuguese waters to FRONTEX with a payload configuration composed of optical and infrared cameras, a maritime radar, AIS and distress signal receiver. This aircraft is equipped with satellite communications that allows beyond radio line of sight operations.</p>
AREA 3 CAPACITY BUILDING	
Assist the Commission in the preparation of the Practical Handbook of European Cooperation on Coast Guard Functions.	<p>In March 2018, the European Commission prepared a concept note establishing the general scope of the handbook, recommending that the Handbook should be developed in close cooperation with national competent authorities and requesting that the Agencies coordinate the drafting process by setting up a cross-sectoral framework. The Handbook should cover the five cooperation areas and focus on cross-sector cooperation.</p> <p>During the annual European Coast Guard Event, in April 2018, a dedicated session was held on the Handbook and the national authorities provided general feedback.</p> <p>The Agencies started the drafting process by requesting their governing boards to nominate experts in the five cooperation areas. The nomination process was concluded at the end of November 2018 and a kick-off meeting was planned for January 2019. A discussion document was prepared for the kick-off meeting, proposing specific content and a structure of the Handbook.</p>
Collect training needs from Member States national authorities and Agencies staff and identification and preparation of joint training modules among agencies.	<p>During 2018, the three Agencies consulted their respective communities (EMSA: Consultative Network on Technical Assistance – CNTA, Frontex: Annual Training Conference, EFCA: Steering Group on Training and Exchange of Experience - SGTEE) and raised awareness on the coast guard cooperation and the importance of cross-sectoral training.</p> <p>During 2018, joint cross-sector training modules prepared and implemented included Maritime safety and fisheries control, for the EMSA and EFCA Communities; Air Crew preparation for Joint Operations, for the Frontex Community and pre-deployment briefings for multipurpose operations also for the Frontex Community.</p> <p>During the Annual Coast Guard Event held in April 2018, the national authorities identified two possible training topics. These included Search and Rescue for MRCC operators and Maritime Surveillance for surveillance operators. The</p>



ANNUAL REPORT 2018

OBJECTIVES 2018	OUTCOMES
	<p>Agencies are currently analysing how existing training modules could be combined to cover the three communities.</p> <p>The agencies are currently working on additional channels to collect cross-sector training needs from national authorities.</p>
<p>Identifying opportunities and preparation of joint capacity building projects for non-EU Partner Countries, taking into account existing projects.</p>	<p>The three Agencies are currently implementing capacity building sessions or projects independently with non-EU Countries. As a first step, the three Agencies did an inventory and mapping of these current activities and specifically for 2019 set up a map by quarter and region (EU enlargement countries, Black Sea and Caspian Sea, Middle East and North Africa and West Africa) to specifically analyse where synergies could be developed. The Agencies consider that the development of joint capacity building projects could be challenging due to constrains within the scope and terms of reference of existing projects and also due to possible different communities within the non-EU partner countries that are targeted by the current projects. The Agencies consider therefore that, as a first step, back-to-back training and capacity building events could be organised by the three Agencies. If the feedback and experience is positive, the cooperation could be in deepened to greater levels of integration at a later stage.</p>
<p>Assess the need and feasibility of a common training event on coast guard Functions.</p>	<p>Currently, the three Agencies organise different training events for their own communities. During the Annual Coast Guard Event, the Agencies requested input from national authorities on possible cross-sectoral training needs. Also, the Agencies raised awareness on the European cooperation on coast guard functions. Therefore, the Agencies considered it premature at that stage to develop a common training event on coast guard functions.</p>
<p>AREA 4 RISK ANALYSIS</p>	
<p>Developing an understanding of the type of data, methodology and analytical output that each agency is producing and which of these analytical products have interest for the other Agencies and can be shared with them.</p>	<p>The three Agencies developed their own risk analysis frameworks within their mandate to support national authorities performing coast guard functions (e.g. providing risk assessment tools, risk assessment analysis and products and/or Abnormal Behaviour Monitoring).</p> <p>In order to develop a common understanding, the three Agencies exchanged information about the types of data, methodologies (steps, levels and objective of risk assessment) and analytical products that are currently used by each agency. Also a common terminology of risk analysis in a form of a glossary is being developed.</p>
<p>Determine which type of analytical products can be jointly developed by the three agencies which can lead to a more comprehensive analysis of operational challenges and emerging risks in the maritime domain.</p>	<p>The different mandates of the Agencies resulted in the development of different analytical products. The Agencies discussed therefore possible levels of integration and respective analytical products, considering advantages and disadvantages of each level. The adequate spatial and temporal dimensions would be important to consider. The levels of planning between strategic planning vs tactical day-to-day monitoring were also considered. The identification of complementarities that could be relevant for each agency (data poor situations, low risks with high impacts) was also considered.</p>
<p>Test mechanisms on periodical exchange of data related to risks and threats at maritime domain.</p>	<p>The technical subcommittee plans to identify types of information (and/or data) to be potentially exchanged.</p> <p>Once the data and information and products are identified, the mechanism can be considered and proposed.</p>
<p>Develop a first joint risk assessment of emerging risks in the Mediterranean area to contribute to the preparation and development of capacity sharing.</p>	<p>The main objective of this priority is to inform multipurpose operations of risks and threats in the Mediterranean area. This could be structured by season and geographical area. The development of joint risk assessment products was considered by the three Agencies as challenging due to their different risk assessment frameworks. The Agencies started therefore to map currently</p>



ANNUAL REPORT 2018

OBJECTIVES 2018	OUTCOMES
	<p>available information of risks and threats in the Mediterranean. This information has fundamental different characteristics, in some cases it includes observations of real past events, in other cases it includes statistical likelihood (possible events). The different nature of the data and information is not a problem per se, but the end product of overlaying different risk information of different nature should be clear when using the information to assist decisions making. The Agencies are currently analysing the different possibilities of a joint risk assessment but the central question is on how the Member States needs could be addressed. The development of a joint risk assessment products shall be carried out only if it brings a benefit to the Member States.</p>
AREA 5 CAPACITY SHARING	
<p>Introduction of the concept of multipurpose missions during planning and implementation of operations in the areas of mutual concern keeping a geographical balance. Planning shall be shared between the Agencies, including periods and type of operational means to be used.</p>	<p>The concept draft of the European Multipurpose Maritime Activities (EMMA), with integration in operational modules of operations, is under the development. Interagency concept will be further discussed with Member States during the 2nd Annual European Coast Guard Event.</p>
<p>Continue involving national authorities to steer the sharing of capacities process for multipurpose operations, look for synergies in the Agencies' operations and provide an analysis of the results.</p>	<p>It has been conducted a mapping of the existing authorities performing coast guard functions. The mapping is based on the authorities participating at the agencies' level but also relies on European and International forums related to coast guard functions (BSRBCC, ECGFF, NACGFF, MCGFF, CGGS). The document is under finalization.</p>
<p>Establishment of cooperation between Agencies Operational Centres for exchange of information in real time and provision of responses to threats in the areas of operation (also relevant for Area 1).</p>	<p>It has been conducted the mapping of Agencies Operational Centres for exchange of information in real time. The document is under finalization.</p>
<p>Analyse the legal aspects that may impact the implementation of multipurpose operations in European cooperation on coast guard functions.</p>	<p>Legal issues reflecting to flag state enforcement powers in the International Waters have been explored, including EU flag, also in relation to leasing/ chartering of the Agencies equipment.</p>
<p>Sharing information about existing and planned sea and air surveillance capabilities (Agencies, commercial procurement, governmental assets) and preparation of a database accessible to the Agencies.</p>	<p>A memorandum of understanding has been signed between Frontex and EFCA on new FASS.</p> <p>Cooperation with EFCA in the use of Frontex RPAS pilot was established.</p> <p>Frontex and EFCA have established operational contacts and exchange information on periodical basis in connection with EFCA OPV operational activity.</p>



Coast Guard Event



Annual European Coast Guard Event – 2018 Inter-Agency Cooperation on Coast Guard Functions

11-12 April 2018

Isla de la Toja (Pontevedra) - La Toja Pabellón de Congresos
Report

1. Introduction

The 2018 Annual Strategic Plan agreed under the Tripartite Working Arrangement (TWA) between the European Maritime Safety Agency (EMSA), the European Fisheries Control Agency (EFCA) and the European Border and Coast Guard Agency (Frontex) specifies that *“a concept and format for an annual European Coast Guard event”* shall be *“tested for the first time in Vigo (Spain) to involve national authorities performing coast guard functions and other EU and international partners for consultation and feedback on Agencies’ cooperation activities”*.

As the first Chair of the TWA Steering Committee, EFCA hosted this event that was held in the Pabellon de Congresos, Isla de la Toja, Pontevedra, Spain on 11 and 12 April 2018.

2. The annual event

The aim of the event was to serve as the main forum for discussions on substance, to receive feedback from the stakeholders and to identify possible activities for the future cooperation of the Agencies in support to national authorities carrying out coast guard functions.

The event was organised through an opening session, technical sessions and a wrap up and closure session.

The opening session consisted of interventions of the Executive Directors of the three Agencies and served two main purposes:

- to explain the **objectives of the event** to the stakeholder communities of the three Agencies and
- to **raise awareness** of the tasks, functions and operational activities of each Agency to the stakeholder communities of the other Agencies.



The representatives of the European Commission also addressed the participants, reiterating the importance the Commission attaches to European cooperation on coast guard functions and stressing that the active involvement of the national authorities is crucial for the success of this initiative.

The technical sessions covered consecutively the five inter-agency cooperation areas. For each technical session, the cooperation area was introduced by the agencies followed by presentations of Member States representatives. In order to support each session, a short discussion paper had been prepared by the Agencies and distributed to all participants in advance of the meeting. In addition, a session coordinated by the European Commission representatives was held for the consultation of national authorities on the practical Handbook on the European Cooperation on Coast Guard Functions. Also, a concept note was circulated by the Commission for this session.

3. Technical sessions outcome

Cooperation Area 1 - Sharing of Information

- Progress made with regards to sharing of relevant data sets and tailored information services are already available for various Member States authorities.
- The final aim is to improve the maritime awareness picture in a customised interface that includes all relevant data sources available across policy areas.
- The availability of large amounts of data requires big data mining tools for analysing and transforming it into knowledge. It was recognised that tools such as Abnormal Behaviour Monitoring (ABM) can support the efficiency of operators.
- Earth Observation services are considered useful and are already used intensively by Member States. Correlating Synthetic-Aperture-Radar (SAR) imagery with near real time transponder information has proven successful.
- The use of air and sea assets for surveillance can be combined with Information Systems and Earth Observation Systems.
- The abundance of legacy information systems at National and EU level challenges operator's proficiency. Alignment of systems should be considered.
- Timely delivery of information is critical for operational support to competent authorities.



- Feedback from user communities remains key to further improvement.

Cooperation Area 2: Surveillance and communication services

- Agencies are offering a portfolio of Surveillance services (Satellite imagery, manned and unmanned aircraft services) – which can be used at national and/or EU level.
- To further work and progress on near real time correlation with other surveillance information would be very important.
- Manned Fixed Wing Aircraft services contracts are in place for maritime aerial surveillance.
- Remoted Pilot Aircraft Systems (RPAS) service ramping-up: Regulatory framework still being developed in Member States but technological outlook is positive. National authorities request for additional RPAS services with long endurance and Sat-com. New tenders for services provided by the Agencies for both aspects to be available by end of year.
- It is important to take into account Member States projects within the Agencies framework of developing cooperation.
- Requests for surveillance services (Satellite imagery, RPAS, manned Fixed Wing Aircraft) to be channelled through the most appropriate Agency by the national competent authorities.

Cooperation Area 3: Capacity building

- Two examples of cross-function training needs expressed during the event were:
 - Search and Rescue (training for MRCC operators)
 - Maritime Monitoring and Surveillance (training for Surveillance operators)
- As regards the need of a Sectorial Qualification Framework (SQF):
 - Establishment of SQF would facilitate interoperability
 - Focus in the building of a SQF based on:
 - National expertise and initiatives
 - Achievements of the ECGFA net



- Full involvement of Agencies to ensure consistency with existing EU and international standards
- The Agencies shall support the preparation of the Practical Handbook of European Cooperation on Coast Guard functions detailed in section 4.

Cooperation Area 4; Risk Assessment

- A possible way forward for cooperation in risk assessment is to favour combination of different analytical products at an appropriate space-time dimension.
- Lack of input data due to issues of information exchange was identified as a major obstacle for cross-function cooperation in risk assessment:
 - Civil vs military authorities: Over classification of information may be an obstacle,
 - Need for improvement at national level.
- Geographical scope for cooperation on risk assessment:
 - Depends on coast guard function and the competency of the agencies - Sea Basin can be an appropriate scope.

Cooperation Area 5 Capacity Sharing

- Potential Hybrid challenges at EU maritime domain: multitude of national and EU Agencies linked to different Coast Guard Functions involved for appropriate response to risks and threats at sea with adequate means to tackle them.
- It is proposed to explore development of a European maritime multipurpose activity (operation) concept respecting the core business/ mandate of competent authorities with the objective to enhance operational effectiveness in different scenarios.
- Legal mandate for Coast Guard functions to be clearly understood and reflected.
- In a long term each European Coastguard operational mean involved in any of the Coast Guard functions should be able to operate in support of the national authorities in any European and international waters.



4. Practical Handbook session outcome

The outcome of the consultation of national authorities was the following:

- National authorities support the concept and the process as outlined in the note distributed by the Commission.
- The Handbook should focus on practical and operational issues and recommendations to provide hands on guidance for end users. The Handbook should focus on the added value of Coast Guard cooperation.
- The Handbook should not create any legally binding obligations, nor any new rights or duties for coast guard authorities, nor should it offer interpretive guidance on existing rules.
- The Handbook should not duplicate what has been already developed within Member States or Agencies through already existing Guidelines and should only refer to currently available Guidelines or best practices. The Handbook should be a general document.
- Cooperation with third countries and information of exchange with military authorities shall be kept outside the Handbook at this stage.
- The Handbook should not increase the administrative burden of national authorities by creating lists of contact points and entities. There are already databases with contact information of the different entities.
- The process of preparation of the handbook could start with the cross-sector functions currently covered between the Agencies.
- The process for development:
 - The communities of the three Agencies need to be involved,
 - The process should be transparent,
 - Contact points for each Member States should be established.

5. Way forward

The following summary elements were presented in the final session:



ANNUAL REPORT 2018



- It is necessary to ensure the participation and involvement of Member States in the five interagency cooperation areas, to ensure the relevance of the actions and to provide an added value to the national authorities.
- The Annual Strategic Plan for cooperation of the three Agencies in 2019 should provide a vision for a short list of specific working areas, with a solid long term plan of joint work and a common vision.
- A permanent challenge for the three Agencies should be that the Annual Strategic Plan foresee and facilitate the synergies and cooperation with the work of the national authorities.
- A possibility to facilitate cooperation between the Agencies and the National authorities could be the creation of Joint Working Groups for the implementation of a specific task. A first test case for a Joint Working Group could be the development of the practical Handbook.



ANNUAL REPORT 2018

ANNEX V: STATISTICS ON FINANCIAL MANAGEMENT

Description	Result/ Figures of the period	
	2018	2017
Budget implementation % of commitment appropriations (C1)	99.7%	98.9%
Budget implementation % of payment appropriations (C1)	86.7%	73.8%
Budget implementation % of commitment appropriations excluding salaries (chapters 11 and 12) (C1)	97.6%	98.9%
Implementation of carried over appropriations (C8)	95.4%	94.8%
Budget implementation % of MARSURV (EFCA IMS) Pilot Project (R0 to implement in 2016 to 2018)	88%	78%
Budget implementation % of PESCAO grant (R0 to implement in 2018-2022)	79%	n/a
Budget implementation % of commitment appropriations (C1, R0, C4)	99.3%	98%
Budget implementation % of payment appropriations (C1, C8, R0, C4)	98.5%	75%
Payment delay	4%	2%



ANNUAL REPORT 2018 Budget Implementation (C1)

STAFF EXPENDITURE				Commitments (€)			Payments (€)			Carried Forward	
Chapter	Description	Budget 2018	Transfers	CA (€)	Committed	%	PA (€)	Paid	%	€	%
1.1	Staff in active employment	7,282,000	85,150	7,367,150	7,365,920	100%	7,367,150	7,359,220	100%	6,700	0.1%
1.2	Expenditure related to recruitment	165,000	94,910	259,910	259,847	100%	259,910	259,847	100%	-	0.0%
1.3	Administrative missions and duty travel	100,000	-40,400	59,600	59,536	100%	59,600	53,939	91%	5,597	9.4%
1.4	Socio-medical infrastructure, training	150,000	-28,000	122,000	121,273	99%	122,000	101,989	84%	19,284	15.8%
1.7	Reception and representation expenses	2,000	-1,500	500	295	59%	500	295	59%	-	0.0%
	TOTAL TITLE I	7,699,000	110,160	7,809,160	7,806,871	100%	7,809,160	7,775,289	100%	31,582	0.4%

ADMINISTRATIVE EXPENDITURE				Commitments (€)			Payments (€)			Carried Forward	
Chapter	Description	Budget 2018	Transfers	CA (€)	Committed	%	PA (€)	Paid	%	€	%
2.0	Rental of building and associated costs	435,000	-3,570	431,430	431,350	100.0%	431,430	362,317	84.0%	69,032	16.0%
2.1	Data processing expenditure and associated costs	1,025,000	-193,790	831,210	830,974	100.0%	831,210	595,572	71.7%	235,402	28.3%
2.2	Movable property and associated costs	70,000	101,300	171,300	171,203	99.9%	171,300	83,310	48.6%	87,894	51.3%
2.3	Current administrative expenditure	53,000	-11,300	41,700	40,392	96.9%	41,700	30,767	73.8%	9,625	23.1%
2.5	Meeting expenses	72,000	-	72,000	72,000	100.0%	72,000	72,000	100.0%	-	0.0%
2.6	Supplementary Services	445,000	-24,800	420,200	420,105	100.0%	420,200	351,247	83.6%	68,858	16.4%
2.7	General Info/Communications	55,000	22,000	77,000	76,782	99.7%	77,000	63,930	83.0%	12,852	16.7%
	TOTAL TITLE II	2,155,000	-110,160	2,044,840	2,042,806	99.9%	2,044,840	1,559,143	76.2%	483,663	23.7%



ANNUAL REPORT 2018

OPERATIONAL EXPENDITURE				Commitments (€)			Payments (€)			Carried Forward	
Chapter	Description	Budget 2018	Transfers	CA (€)	Committed	%	PA (€)	Paid	%	€	%
3.3	Coordination	775,000	-263,500	511,500	510,051	99.7%	511,500	457,739	89.5%	52,312	10.2%
3.4	Assistance and Expertise	1,325,000	-240,375	1,084,625	1,049,740	96.8%	1,084,625	596,192	55.0%	453,548	41.8%
3.5	Harmonisation and Standardisation	4,859,000	503,875	5,362,875	5,359,426	99.9%	5,362,875	4,342,927	81.0%	1,016,499	19.0%
	TOTAL TITLE III	6,959,000	-	6,959,000	6,919,218	99.4%	6,959,000	5,396,859	77.6%	1,522,359	21.9%

Chapter	Description	Budget 2018	Transfers	CA (€)	Committed	%	PA (€)	Paid	%	€	%
	TOTAL BUDGET	16,813,000	-	16,813,000	16,768,895	99.7%	16,813,000	14,731,292	87.6%	2,037,603	12.1%



ANNUAL REPORT 2018
Budget Implementation (C8)

STAFF EXPENDITURE					
Chapter	Description	Carried Forward from 2017	Paid	Cancelled	% cancelled/ carry forward
1.1	Staff in active employment	21,302	13,338	7,964	37.4%
1.2	Expenditure related to recruitment	2,250	1,146	1,104	49.1%
1.3	Administrative missions and duty travel	2,666	2,412	254	9.5%
1.4	Socio-medical infrastructure, training	30,880	26,387	4,493	14.6%
	TOTAL TITLE I	57,099	43,283	13,815	24.2%
ADMINISTRATIVE EXPENDITURE					
Chapter	Description	Carried Forward from 2017	Paid	Cancelled	% cancelled/ carry forward
2.0	Rental of building and associated costs	124,149	122,488	1,662	1.3%
2.1	Data processing expenditure and associated costs	219,615	212,318	7,297	3.3%
2.2	Movable property and associated costs	386,444	386,444	-	0.0%
2.3	Current administrative expenditure	17,233	16,802	431	2.5%
2.6	Supplementary Services	110,424	105,777	4,648	4.2%
2.7	General Info/Communications	16,840	16,629	210	1.2%
	TOTAL TITLE II	874,706	860,458	14,247	1.6%
OPERATIONAL EXPENDITURE					
Chapter	Description	Carried Forward from 2017	Paid	Cancelled	% cancelled/ carry forward
3.3	Coordination	132,825	92,116	40,709	30.6%
3.4	Assistance and Expertise	432,833	394,972	37,862	8.7%
3.5	Harmonisation and Standardisation	2,796,960	2,706,968	89,993	3.2%
	TOTAL TITLE III	3,362,619	3,194,056	168,563	5.0%
	TOTAL BUDGET	4,294,423	4,097,797	196,626	4.6%



ANNUAL REPORT 2018

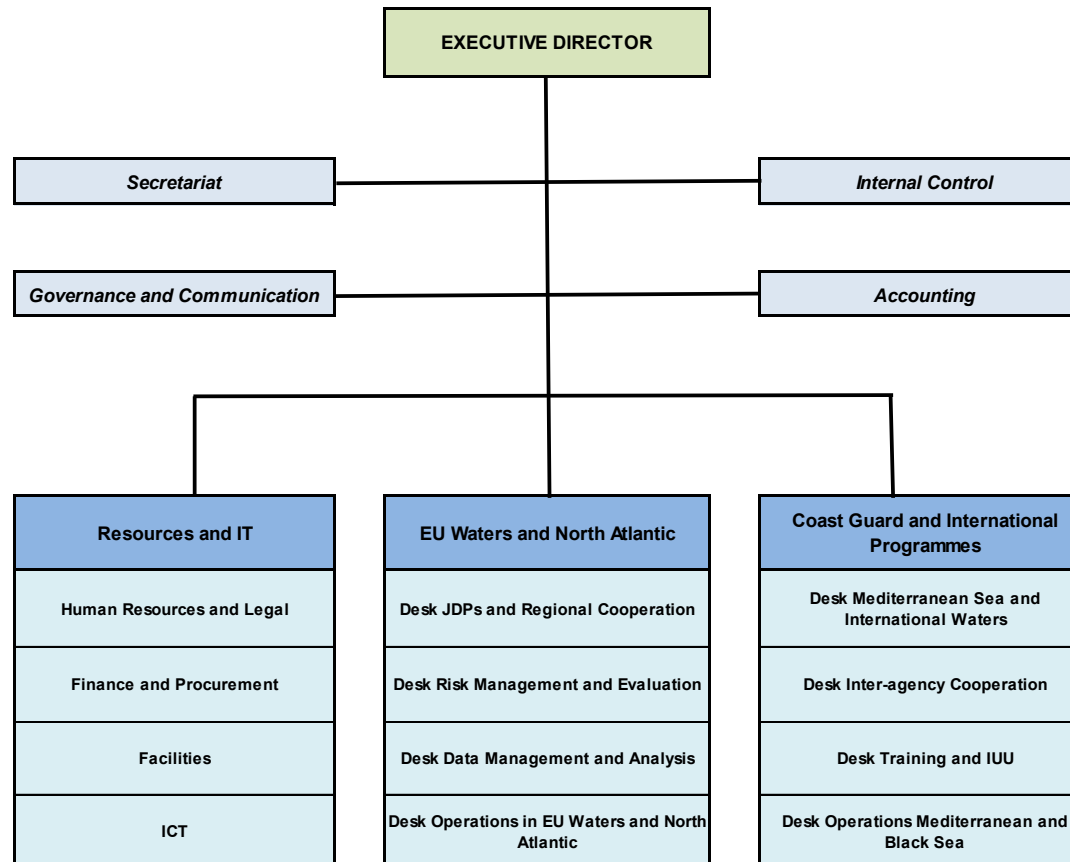
Budget Implementation (R0)

TITLE	R0 carried forward	RO fresh	Committed	Paid
TITLE I	44,868	192,000	209,614	209,614
TITLE II	0	0	0	0
TITLE III	74,852	403,849	300,185	216,116
TOTAL	119,721	595,849	509,799	425,730
% implemented			71%	59%



ANNUAL REPORT 2018

ANNEX VI: ORGANISATIONAL CHART





ANNEX VII: ESTABLISHMENT PLAN

Category	2018			
	Authorised under the EU Budget		Filled as of 31/12/2018	
	Officials	TA	Officials	TA
AD 16				
AD 15		1		1
AD 14				
AD 13		2		2
AD 12		3		2
AD 11				
AD 10		3		3
AD 9		6		6
AD 8		14		14
AD 7		2		2
AD 6				
AD 5				
TOTAL AD		31		30
AST 11				
AST 10		7		7
AST 9		3		3
AST 8		3		3
AST 7		8		8
AST 6		2		2
AST 5		6		6
AST 4		1		1
AST 3				
AST 2				
AST 1				
TOTAL AST		30		30
TOTAL AST/SC				
TOTAL		61		60



ANNEX VIII: INFORMATION ON ENTRY LEVELS FOR EACH TYPE OF POST

Key functions (examples)	Type of contract (official, TA or CA)	Function group, grade of recruitment (or bottom of the brackets if published in brackets)	Indication whether the function is dedicated to administrative support or operational or neutral
Operational			
Head of Department, Deputy Director, etc.	Not applicable		
Head of Unit (level 2)	TA	AD9	Operational
Head of Section (level 3)	TA	AD7	Operational
Senior Officer	TA	AD7	Operational
Officer, Specialist	TA	AD6	Operational
Officer	TA	AD5	Operational
Senior Assistant	TA, CA	AST10-11, FG III	Operational
Assistant	TA, CA	AST1, FG II	Operational
Assistant to the Director	TA	AST4	Operational
Support			
Head of Administration (level 2)	TA	AD11	Support
Head of Section (level 3)	TA	AD7	Support
Senior Officer	TA	AD7	Support
Officer, Specialist	TA	AD6	Support
Officer	TA	AD5	Support
Senior Assistant	TA, CA	AST10-11, FG III	Support
Assistant	TA, CA	AST1, FG II	Support
Head of Human Resources	Not applicable		
Head of Finance	Not applicable		
Head of Communication	Not applicable		



Head of IT	Not applicable		
Webmaster- Editor	Not applicable		
Secretary	CA	FG II	Support
Mail Clerk	Not applicable		
Data Protection Officer	CA	FG IV	Support
Accounting Officer	TA	AD9	Neutral
Internal Auditor	Not applicable		



ANNEX IX: HUMAN RESOURCES BY JOB TYPE

Human resources by job type 2017 and 2018

EFCA carried out a benchmarking exercise following the *Methodology for agencies job screening*. The analysis was made for the situation of 2017 and 2018. The results are displayed in the table below and allow a comparative view on the allocation of human resources (measured by working time) into predefined types of activities.

Job Type (sub) category	2017	2018
Administrative support and Coordination	30.2%	28%
Administrative Support	27%	25.7%
Coordination	3.2%	2.3%
Operational	61.4%	63.1%
Top level Operational Coordination	2.5%	2.3%
Programme management & Implementation	47.9%	42.8%
Evaluation & Impact assessment	2.2%	6.1%
General Operational	8.8%	11.9%
Neutral	8.4%	8.9%
Finance/Control	8.4%	8.9%
Linguistics	0%	0%
Total	100%	100%



ANNEX X: PROCUREMENT

Table 1. Contracts signed in 2018

Framework Contracts awarded	3
Of which from an Open Call for Tenders	2
Of which negotiated procedures	1
Contracts implementing Framework Contract	606
Of which Order Forms	537
Of which Specific Contracts	69
Contracts (not framework contracts) awarded	59
Of which Purchase Orders	43
Of which Direct Contracts	16
Total legal commitments awarded	668

Table 2. List of Open procedures (above €144,000) launched in 2018

Reference	Volume € (Contract Notice)	Title
EFCA/2018/OP/01	Lot 1 – 325,000 Lot 2 – 175,004	Maintenance and Energy for EFCA Premises Lot 1: Maintenance of technical installations, Lot 2: Energy management
EFCA/2018/OP/02	7,100,000	Travel Agency and Event Organisation Services for EFCA and EU-OSHA

Table 3. List of Negotiated procedures (above €150,000) launched in 2018

Reference	Volume €	Title
EFCA/2018/NP/01	49,500	Installation and maintenance of a Dark Fibre Optic Link for EFCA
EFCA/2018/NP/02	74,000	Legal services in the field of maritime law, marine insurance, law of the sea and aviation

Table 4. List of Negotiated procedures without prior publication of a contract notice based on Article 134(1)(b)(ii) or Article 135(1)(a)(4) of Commission Delegated Regulation (EU) No 1268/2012

Reference	Volume €	Title
EFCA/2018/NP/04	34,500	Negotiated Tender Procedure (ex-ante exceptions authorisation on 28/05/2019): Provision of medical services on board EFCA's chartered vessel



ANNEX XI: ADMINISTRATIVE BOARD DECISIONS

Date	Decision	Subject
14 March	No 18-I-3	Adoption of the Annual report for year 2017
14 March	No 18-I-8	Adoption of the amendment to AB Decision No 09-I-07 of 19 March 2009 concerning the Revised Rules for Seconded National Experts
14 March	No 18-I-9(1)	Adoption of the Framework for learning and development
14 March	No 18-I-9(2)	Adoption of the: laying down implementing rules on temporary occupation of management posts
14 March	No 18-I-9(3)	Adoption of the Guide to missions, and authorised travel
14 March	No 18-I-9(4)	Adoption of the non- application of a Commission decision adopting implementing provisions of the Staff Regulations under the procedures for implementing Article 110 of the Staff Regulations
14 March	No 18-I-9(5)	Adoption of the implementing rules laying guidelines on whistleblowing
10 October	No 18-II-4	Adoption of the Programming Document containing the Multiannual work programme 2019 - 2020 and Annual work programme for 2019 and of the Budget and the Establishment plan
10 October	No 18-II-5	Adoption of the draft Programming Document containing the Multiannual work programme 2020-2024 and the Annual work programme for year 2020
10 October	No 18-II-6	Adoption of the anti-fraud strategy of the European Fisheries Control Agency
10 October	No 18-II-7(1)	Decision on implementing rules concerning the function of adviser
10 October	No 18-II-7(2)	Decision on middle management staff
10 October	No 18-II-7(3)	Decision on the adoption of General implementing provisions to the Staff Regulations



ANNEX XII: MATERIALITY CRITERIA

According to current EC guidelines and reporting instructions as well as best practices, a reservation should be included in the annual declaration of assurance in the context of the annual activity reporting on the basis of the materiality criteria.

Even if no reservation has been issued, the Agency should explain the materiality criteria that are applicable in its operations.

On the basis of the materiality criteria, the Authorizing Officer is enabled to determine significant deficiencies that would lead to a formal reservation in the declaration of assurance.

Types of possible weaknesses that are considered include:

- Significant occurrence of errors in the underlying transactions (legality and regularity) detected during the controls or supervision exercises;
- Significant control system weaknesses;
- Insufficient audit coverage and/or inadequate information from internal control systems;
- Critical issues outlined by the European Court of Auditors, the Internal Audit Service and the OLAF;
- Significant reputational events.

Materiality includes qualitative and quantitative criteria.

From a qualitative point of view, significance of a weakness is judged on the basis of:

- Nature and scope of the weakness;
- Duration of the weakness;
- Existence of satisfactory compensatory measures (mitigating controls);
- Existence of probably effective corrective actions (action plans).

From a quantitative point of view, a weakness is considered material and could lead to reservation if the financial impact or risk of loss is greater than 1% of the total budget (excepting salaries) or if it implies a significant reputational risk.

Based on statistical information derived from the magnitude of Agency's financial transactions, EFCA has also defined a practical threshold for disclosing the weaknesses and exceptions in the Annual Report if the financial impact or loss is estimated of being more than EUR 10,000.

Both the materiality level and the threshold for disclosure are subject for yearly review.

ANNEX XIII: ANNUAL ACCOUNTS⁹³

BALANCE SHEET @ 31 December 2018	31.12.2018 (provisional)	31.12.2017 (final)	Variation
ASSETS			
NON- CURRENT ASSETS	580,240	611,489	-31,249
Intangible assets	76,729	183,950	-107,221
Property, plant and equipment	503,511	427,539	75,972
CURRENT ASSETS	2,911,082	5,383,018	-2,471,936
Short-term pre-financing	5,799	328,869	-323,070
Short-term receivables	426,856	438,351	-11,495
Cash and cash equivalents	2,478,427	4,615,798	-2,137,371
TOTAL ASSETS	3,491,322	5,994,507	-2,503,185
LIABILITIES			0
NON- CURRENT LIABILITIES	71,725	0	71,725
CURRENT LIABILITIES	968,845	2,174,321	-1,205,476
Provisions for risks and charges	2,644	0	2,644
Accounts payable	738,706	1,813,901	-1,075,195
Accounts payable with EC	227,495	360,420	-132,925
TOTAL LIABILITIES	1,040,570	2,174,321	-1,133,751
TOTAL NET ASSETS	2,450,752	3,820,186	-1,369,434
Accumulated surplus/deficit	3,820,186	1,378,800	2,441,386
Result of the Year	-1,369,434	2,441,386	-3,810,820

STATEMENT OF FINANCIAL PERFORMANCE (SFP)	2018 (provisional)	2017 (final)	Variation
REVENUES			
Revenues from EU subsidy	16,686,007	17,207,869	-521,862
Other non-exchange operating revenue	445,274	0	445,274
TOTAL OPERATING REVENUE	17,131,281	17,207,869	-76,588
EXPENSES			0
<u>Operational expenses</u>	<u>-7,292,847</u>	<u>-4,387,240</u>	<u>-2,905,607</u>
<u>Administrative expenses</u>	<u>-11,207,760</u>	<u>-10,381,316</u>	<u>-826,444</u>
All Staff expenses	-7,720,029	-7,010,670	-709,359
Fixed assets related expenses	-338,428	-421,352	82,924
Other administrative expenses	-3,148,729	-2,948,409	-200,320
Net foreign exchange result	-574	-885	311
TOTAL OPERATING EXPENSES	-18,500,607	-14,768,557	-3,732,050
Interest Income	469	2,548	-2,079
Other Financial expenses	-577	-474	-103
TOTAL FINANCIAL RESULT	-108	2,074	-2,182
SFP – Result of the Year	-1,369,434	2,441,386	-3,810,820

⁹³ The information presented above is an extract of the EFCA 2018 Provisional Annual Accounts which are still subject to audit by the External auditors. It is thus possible that amounts included in these tables may have to be adjusted.



ANNEX XIV: EXECUTIVE DIRECTOR KPIS

Executive Director KPI's		
KPIs in Relation to Operational Objectives		
Objective		
To provide evidence of the Agency performance		
KPI	Target 2018	Achieved 2018
Timely submission of the draft AWP (SPD)	100%	100%
Percentage of completion of the activities of the AWP	> 80%	98%
Timely achievement of objectives of the AWP	> 80%	98%
KPIs in Relation to Management of Financial and Human Resources		
Objectives		
a) To provide evidence of the swift, timely and full use of the financial resources allocated by the budgetary authorities		
KPI	Target 2018	Achieved 2018
Rate (%) of implementation of Commitment Appropriations	> 95%	99.7%
Rate (%) of cancellation of Payment Appropriations	<5%	1.5%
Rate (%) of outturn (Total payments in year N and carry-forwards to Year N+1, as a % of the total EU funding and fee income, where applicable, received in Year N)	<5%	1.0%
Rate (%) of payments executed within the legal/contractual deadlines	> 98%	96%
b) To provide evidence of timely improvements in the adequacy and effectiveness of internal control systems		
KPI	Target 2018	Achieved 2018
Rate (%) of external and accepted internal audit recommendations implemented within agreed deadlines (excluding 'desirable')	100%	100%
c) To provide evidence of the level of staff wellbeing		
KPI	Target 2018	Achieved 2018
Average vacancy rate (% of authorised posts of the annual establishment plan which are vacant at the end of the year, including job offers sent before 31 st December)	≤ 5%	2%
Annual average days of short term sick leave per staff member	<6	4.4
Number of complaints under Article 90 (2) SR with a positive outcome per 100 staff members	≤ 5	0



ANNEX XV: LIST OF THE MOST RELEVANT ACRONYMS AND ABBREVIATIONS

AIS	Automatic Identification Systems
AB	Administrative Board
ABAC	Accrual Based Accounting
ABB	Activity Based Budgeting
ABC	Activity Based Costing
ABMS	Activity Based Management System
AC	Advisory Council
AD	Administrator (Staff)
AGM	Advanced Gateway to your Meetings
ARES	Advanced Records System
AST	Assistant (Staff)
AWP	Annual Work Programme
BALTFISH	Baltic Sea Fisheries Forum
BSRBCC	Baltic Sea Region Border Control Cooperation
BFT	Bluefin Tuna
CA	Contract Agent
CC	Coordination Centre
CCTV	Closed-circuit television
CEG	Control Expert Group
CFP	Common Fisheries Policy
CG	Coast Guard
CISE	Common Information Sharing Environment
COUNTRY CODES	EU Interinstitutional style guide ⁹⁴
CS	Coastal State
DeSIRE	Demonstration of Satellites enabling the Insertion of RPAS in Europe (H2020 project)
DoI	Declarations of interests
DPO	Data Protection Officer
EC	European Commission
ECA	European Court of Auditors
ECGFF	European Coast Guard Function Forum
EEZ	Exclusive Economic Zone
EIR	Electronic Inspection Report system
EFCA	European Fisheries Control Agency
EMAS	Environmental Management and Auditing Scheme
EMCDDA	European Monitoring Centre for Drugs and Drug Addiction
EMFF	European Maritime and Fisheries Fund
EMSA	European Maritime Safety Agency
EP	European Parliament
EPN	European Patrol Network
ERS	Electronic Reporting System
ESA	European Space Agency
EU	European Union
EUCG	European Union Coast Guard

⁹⁴ <http://publications.europa.eu/code/en/en-000100.htm>



EUIPO	European Union Intellectual Property Office
FAR	Fishing Activity Report
FFR	Framework Financial Regulation
FIS	Fisheries Information System
FLUX	Fisheries Language for Universal Exchange
FMC	Fisheries Monitoring Centre
FPV	Fishing Patrol Vessel
FTE	FTE (unit to measure the use of human resources)
FWC	FrameWork Contract
FX	Frontex (European Border and Coast Guard Agency)
GFCM	General Fisheries Commission for Mediterranean
IAS	Internal Audit Service
ICC	Internal Control Coordinator
ICCAT	International Commission for the Conservation of the Atlantic Tuna
ICES	International Council for the Exploration of the Sea
ICS	Internal Control Standards
ICT (also IT)	Information and Communication Technologies
ITSC	Information Technology Steering Committee
IMDatE	Integrated Maritime Data Environment
IMP	Integrated Maritime Policy
IMS	Integrated Maritime Service (former MARSURV)
ISMS	Information Security Management System
ISO	International Organisation for Standardisation
IUU	Illegal, Unreported and Unregulated fishing
JRC	Joint Research Centre
JDP	Joint Deployment Plan
JISS	Joint Inspection and Surveillance Scheme
KPI(s)	Key Performance Indicator(s)
LE	Long Éireannach (Irish Ship)
LH	Last haul
LRIT	Long Range Identification and Tracking
MAS	Multipurpose Aerial Surveillance
MCS	Monitoring, control and surveillance
MED	Mediterranean
MIPS	Missions Integrated Processing System
MoU	Memorandum of Understanding
MS	Member States
MWP	Multiannual work programme
NAFO	Northwest Atlantic Fisheries Organisation
NEAFC	Northeast Atlantic Fisheries Commission
OJ	Official Journal
OPV	Offshore Patrol Vessel
PACT	Partnership, Accountability, Cooperation and Transparency
PMO	Paymaster's Office
PNO	Pre -Notification Declaration
PoC	Proof of Concept
REM	Remote Electronic Monitoring
RFMO	Regional Fisheries Management Organisation



RPA	Remoted Pilot Aircraft
RSG	Regional Steering Group
SATCEN	European Union Satellite Centre
SCIP	Specific Control and Inspection Programme
SFPA	Sustainable Fisheries Partnership Agreement
SG	Steering Group
SGTEE	Steering Group on training and exchange of experience
SLA	Service Level Agreement
SMT	Special Mixed Team
SNE	Seconded National Expert
SOP	Standard operational procedures
STATIC	Standing Committee on International Control
STECF	Scientific, Technical and Economic Committee for Fisheries
TA	Temporary Agent
TAG	Technical Advisory Group
TJDG	Technical Joint Deployment Group
ToR	Terms of Reference
TWA	Tripartite Working Arrangement
UN/CEFACT	The United Nations Centre for Trade Facilitation and Electronic Business
VDS	Vessel Detection System
VMS	Vessel Monitoring System
WGTEE	Working Group on training and exchange of experience



ANNEX XVI: LIST OF TERMS AND PROJECTS

Capacity Building (operational activity)

Assistance to the Member States and the European Commission in the area of control, inspection and surveillance, with specific regard to activities enhancing the potential of national enforcement services to apply the rules of the CFP in a uniform and effective manner. These activities include reporting and exchange of data on fishing, control and inspection activities, arranging the accessibility of those data to the Coordination Centre (CC) and Associated Coordination Centres (ACCs), developing and coordinating training programmes, fighting against IUU and the possible acquisition of equipment necessary for the implementation of JDPs or on the request of Member States.

EFCA Corporate systems

They include EFCA website, intranet, e-mail services, file servers and any application developed or used internally in support to internal EFCA activities.

EFCA Electronic Reporting System (ERS)

This system will allow EFCA to receive and parse ERS messages, exchange them with the stakeholders involved in JDP operations (CC), ensure data quality, integrity and reliability through validation operations, and to provide the user with a set of tools, accessible through a web user interface, to view, search, analyse and produce statistics and reports based on specific criteria.

EFCA Electronic Inspection Report System (EIR)

This system will allow EFCA to receive and parse EIR messages, exchange them with the stakeholders involved in JDP operations (CC), ensure data quality, integrity and reliability through validation operations, and to provide the user with a set of tools, accessible through a web user interface, to view, search, analyse and produce statistics and reports based on specific criteria.

EFCA E-Learning platform

The EFCA e-learning platform makes available interactive courses and modules, video tutorials and other training resources to EU and non-EU officials involved in fisheries control and inspection activities.

The “experts’ corner” in the platform supports the collaboration of external experts, Member States (MS), the European Commission and EFCA for the development of training materials. Authorised users are able to exchange, to track comments of the different versions of the documents, and to manage meetings, discussion groups, calendar, news, or announcements.



EFCA Vessel Monitoring System (VMS)

This system allows EFCA to receive and to exchange VMS data (identity, position and speed of fishing vessels larger than 12 m) to support JDP operations, hence providing a complete EU picture within the geographical areas covered by the relevant SCIPs.

FISHNET

It is the portal to most of EFCA applications (ERS, VMS, EIR, DMS, CCDP⁹⁵, E-training, JADE) and the portal to provide EFCA stakeholders with collaboration tools (e.g. sharing data and documents, exchange information, teleconferencing). This system is designed to support decision making, planning, operational coordination, and assessment of joint control operations, and to promote remote collaboration in support to EFCA activities.

Governance and Representation (functional activity)

For the purpose of the functioning of EFCA as an independent EU body, all activities deployed in support of the Administrative Board, the Advisory Board, inter-agency cooperation, representation and communication are considered as EU governance activities. The resources allocated to EFCA's functional activity are linked to the general objectives and are carried out in close connection with its operational activities.

Grade size

Fish size category by individual weight as defined in Annex II in Council Regulation (EC) No 2406/96 of 26 November 1996 laying down common marketing standards for certain fishery products.

Gramme size

Average weight in grams of the individual fishes determined through sample weighing of individuals in a catch or fishing operation in pelagic fisheries.

Inspection

EFCA understand as an "inspection" a critical appraisal of fishing vessels, in ports or at sea, by competent inspectors for the purpose of determining that the vessel carried out fishing activities in accordance with conservation and management measures. It should imply detailed examination, measurement, testing, gauging, and comparison of all the items identified as compulsory by the Annex XXVII of the Regulation (EU) 414/2011. The same applies to other types of inspections as markets, vehicles and premises.

⁹⁵ Core Curriculum Development platform.



JADE

JADE is a web application internally used by the EFCA coordinators to record, manage and report activity on JDPs. JADE stands for Joint deployment plan Activity Database.

Last haul

Last observed haul during a sea inspection where catch composition is recorded (sampled) by the inspector on board.

Landing Obligation

Obligation to land all catches of applicable species, according to article 15 of the Regulation (EU) No 1380/2013 and associated discard plans.

Maritime Surveillance Information Systems

Information systems developed in cooperation with external stakeholders to integrate available information sources and data sets within the framework of Integrated Maritime Policy, inter-agency cooperation and the CISE (Common Information Sharing Environment).

Operational Coordination (operational activity)

Organisation of the operational coordination of control activities by Member States for the implementation of specific control and inspection programmes, international control and inspection schemes adopted by Regional Fisheries Management Organisations (RFMOs), and Operational Plans upon request of two or more Member States.



DECISION NO 19-I-6
OF THE ADMINISTRATIVE BOARD
OF THE EUROPEAN FISHERIES CONTROL AGENCY
of 10 April 2019

amending AB Decision No 18-II-4 of 10 October 2018 concerning the adoption of the EFCA Programming Document (PD) containing the Multiannual work programme 2019-2020 and the Annual work programme for year 2019 and of the Budget and the Establishment Plan of the European Fisheries Control Agency for year 2019

THE ADMINISTRATIVE BOARD OF THE EUROPEAN FISHERIES CONTROL AGENCY

Having regard to Council Regulation (EC) No 768/2005 of 26 April 2005¹ establishing a European Fisheries Control Agency (hereinafter referred to as 'EFCA'), and in particular Articles 17f, 23(2)(c) and 23(2)(d) thereof,

Having regard to AB Decision No 13-W-09 of 31 December 2013 concerning the Financial Regulation of the European Fisheries Control Agency, and in particular Article 38 thereof,

Whereas:

- (1) Due to the service needs of EFCA for highly qualified operational staff, capable of coordinating missions with MS experts at sea and ashore, but also with the ability to assist the entire process of JDPs from planning, implementation and evaluation, one AST grade 10 post in the 2019 establishment plan should be modified into an AD grade 7 post under the flexibility rule.
- (2) AB Decision No 18-II-4 of 10 October 2018 concerning the adoption of the EFCA Programming Document (PD) containing the Multiannual work programme 2019-2020 and the Annual work programme for year 2019 and of the Budget and the Establishment Plan of the European Fisheries Control Agency for year 2019 therefore needs to be amended,

HAS DECIDED AS FOLLOWS:

Article 1

The establishment plan table for 2019 in Annex II to AB Decision No 18-II-4 is replaced by the table in the Annex to this decision.

Article 2

This decision shall take effect on 1 May 2019.

Done at Vigo on 10 April 2019

[Signed]
Reinhard Priebe
Chair of the Administrative Board

¹ OJ L 128, 21.5.2005, p. 1. Regulation as last amended by Regulation (EU) 2016/1626 (OJ L 251, 16.9.2016, p. 80).

ANNEX

Establishment plan 2019

Category	2017				2018		2019	
	Authorised under the EU Budget		Filled as of 31/12/2017 (*)		Authorised under the EU Budget			
	Permanent posts	Temporary posts	Permanent posts	Temporary posts	Permanent posts	Temporary posts	Permanent posts	Temporary posts
AD 16								
AD 15		1		1		1		1
AD 14								2
AD 13		2		2		2		1
AD 12		3		2		3		2
AD 11								
AD 10		3		3		3		6
AD 9		6		6		6		6
AD 8		14		14		14		13
AD 7		2		1		2		1
AD 6								
AD 5								
Total AD category	0	31	0	29	0	31	0	32
AST 11								
AST 10		7		7		7		6
AST 9		3		3		3		3
AST 8		3		3		3		3
AST 7		8		8		8		8
AST 6		2		2		2		2
AST 5		6		6		6		6
AST 4		1		1		1		1
AST 3								
AST 2								
AST 1								
Total AST category	0	30	0	30	0	30	0	29
SUBTOTAL	0	61	0	59	0	61	0	61
TOTAL	61		59		61		61	

(*) Offer letter sent before 31/12/2017 concerning 1 post is counted here as post filled.