



# Connecting Europe Facility Transport

Outcome of 2019 MAP call and state-of-play of  
Blending Facility

European Parliament TRAN Committee  
24 September 2020

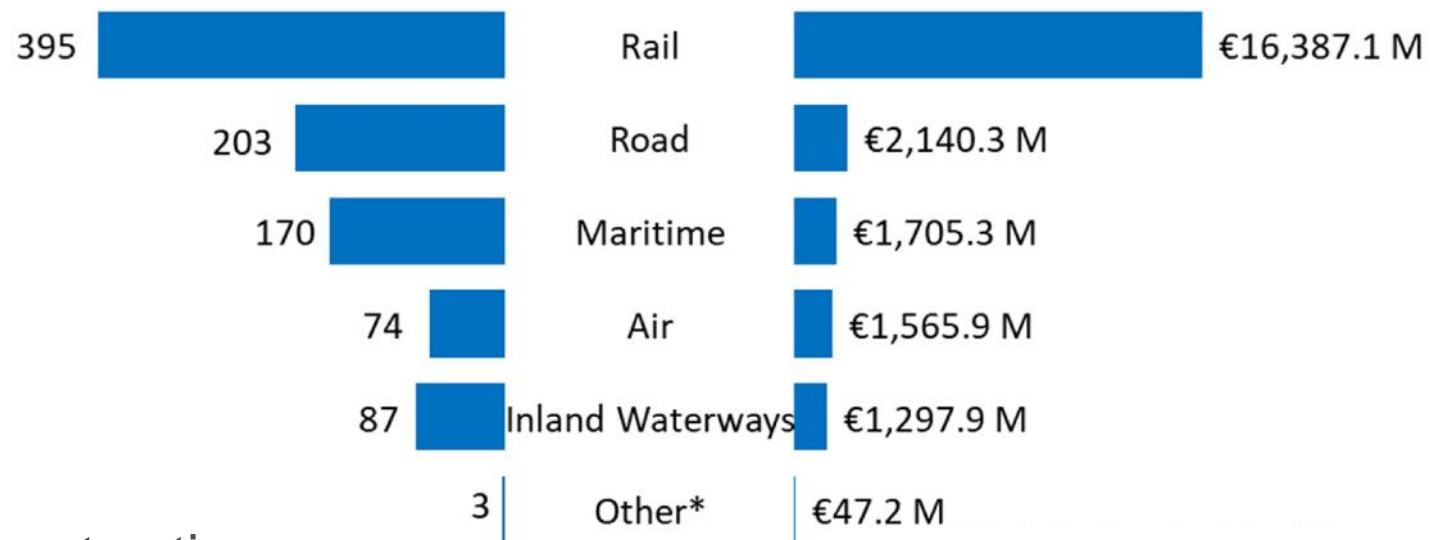
*Herald Ruijters, Director  
DG MOVE.B*

1. CEF-T portfolio and budget implementation
2. Outcome of the 2019 call for proposals (Multi-Annual Work Programme)
3. State-of-play of Blending Facility

Annex: examples of supported projects

# CEF implementation status by 09/2020

## Transport modes



*\*Digitalisation of multimodal transport*

- 794 CEF Transport actions
- €23.1 billion CEF funding
- €49.9 billion total investment
- Focus on sustainable modes of transport (around 70% for rail)
- plus 138 new Grant Agreements in preparation

# CEF transport - Grant budget implementation

- 
- Allocated to a work programme:  
**EUR 23.7 billion – 100%**

- 
- Allocated to beneficiaries (grant agreement):  
**EUR 23.6 billion – 100%**

- 
- Budgetary commitment:  
**EUR 16.2 billion – 69%**

- 
- Payment:  
**EUR 8.7 billion – 37%**

## MAP 2019 call: funding outcome

- CEF funding of **130 projects** for **EUR 2.1 billion**:
  - **General: 94 projects** for **EUR 967 million**
  - **Cohesion: 36 projects** for **EUR 1,15 billion**
- Corresponding to **total investment of EUR 4.5 billion**
- In line with Green Deal, **85% of this investment delivers on climate objectives**
- **Cohesion envelope**: MSs facing absorption challenges now closer to their original national envelopes.

## MAP 2019 call: continued funding for flagship projects

- ✓ **Rail Baltica:** 1 study and 1 works project on railway development for EUR 184 million (EE/LT/LV); 1 study and 1 works project on railway development for 422.4 million (PL)
- ✓ **Fehmarn Belt:** 1 study and 1 works project on railway access, for EUR 46.5 million (DK)
- ✓ **Brenner Base Tunnel:** 1 study project on railway access, for EUR 14.3 million (AU/IT)
- ✓ **Lyon-Torino:** 1 study on the FR side access to the Tunnel, for EUR 2 million (FR)
- ✓ **Seine-Escaut:** 1 study preparing IWW works in Canal Seine-Nord, for 7.7 million (FR)

# CEF - T BLENDING FACILITY

## ZOOM on the 2 first Cut-off dates outcomes

### ERTMS

2 projects: ~24 M€

some 464 OBU ERTMS retrofitment



### ALTERNATIVE FUELS

13 projects: ~100 M€

- > 10.990 E-Charging points (>22–150 Kw)
- > 630 E-Buses and & 317 E-Bus depots
- > 230 CNG buses
- 2 LNG vessels



# CEF - T BLENDING FACILITY

## 3 more Cut-off dates to come

3rd Cut-off date: 25/09/2020

4th Cut-off date: 15/12/2020

5th Cut-off date: 15/03/2021



### Last minutes news:

3rd cut-off date: 25/09/2020

13 projects Pre-submitted  
for ~ 125 M€

11 AF & 2 ERTMS

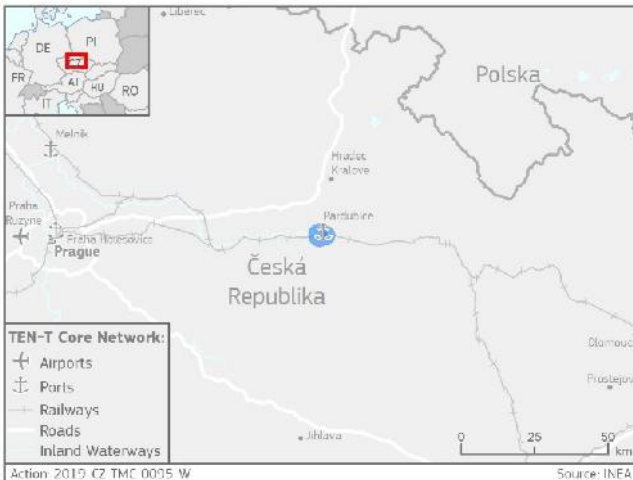


# Annex

## Examples of selected projects

## Project Example

### Modernization of the Pardubice Railway Junction



Railways

Main features of the Action:

- part of Global Project to upgrade the section Praha–Brno
- construction of 23,5km of new tracks, installation of 101 new switches and reconstruction of 3,165 m of platform edge
- modernisation of four platforms and construction of one new platform

Total investment:  
EUR 148,153,290

CEF support:  
EUR 125,930,297

Member States concerned:  
CZ



## Project Example

**Investing in the ETCS on-board deployment for interoperable freight traffic along the Scan-Med Corridor**



Railways /  
ERTMS

Main features of the Action:

- Prototype deployment of ERTMS Level 2 Baseline 3
- 2 types of freight locomotives' operating in DE, DK and SE
- Facilitator of subsequent serial ERTMS retrofit

Total investment:  
N/A  
(Unit Contribution)

CEF support:  
EUR 1,800,000

Member States concerned:  
DE



## Project Example

IWW

Overnight mooring facility  
Spijk on the German -  
Dutch border - Rhein



Main features of the Action:

- Construction of a mooring facility to improve navigability and safety
- Shore power supply

Total investment:  
EUR 56,765,929

CEF support:  
EUR 11,353,186

Member States concerned:  
NL



# Project Example

## Construction and operation of a medium-scale multimodal LNG terminal in the seaport of Rostock



Maritime  
Ports

Main features of the Action:

- Construction and putting into operation of the first LNG import and distribution infrastructure for transport needs in DE, serving the South-western Baltic Sea Region
- Ensuring LNG supply to the transport industry (vessels and trucks)

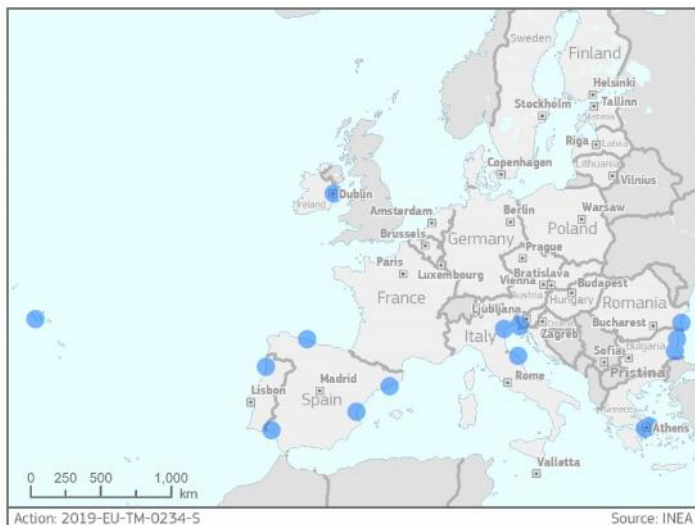
Total investment:  
EUR 96,754,218

CEF support:  
EUR 19,393,115

Member States concerned:  
DE

## Project Example

### EALING – European flagship action for cold ironing in ports



MoS

Main features of the Action:

- Preparatory studies for implementation of Onshore Power Supply infrastructure in 16 EU ports (Mediterranean, Black Sea, Atlantic and North Sea basins)
- Developing a common framework for the EU ports and maritime fleet adaptation based on EU legislation for effective implementation of OPS infrastructure

Total investment:  
EUR 6,960,240

CEF support:  
EUR 3,480,120

Member States concerned:  
BG, DE, EL, ES, IE, IT, PT, RO, SI



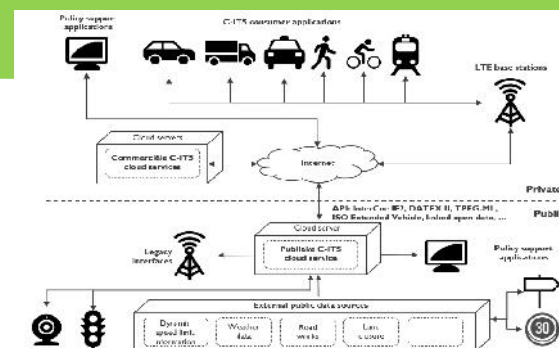
# Project Example

ITS

Main features of the Action:

- Develop a sustainable digital data-infrastructure
- Deploy Day 1 and Day 1.5 C-ITS applications

## MobiliData



Total investment:  
EUR 5,190,429

CEF support:  
EUR 1,038,086

Member States concerned:  
BE





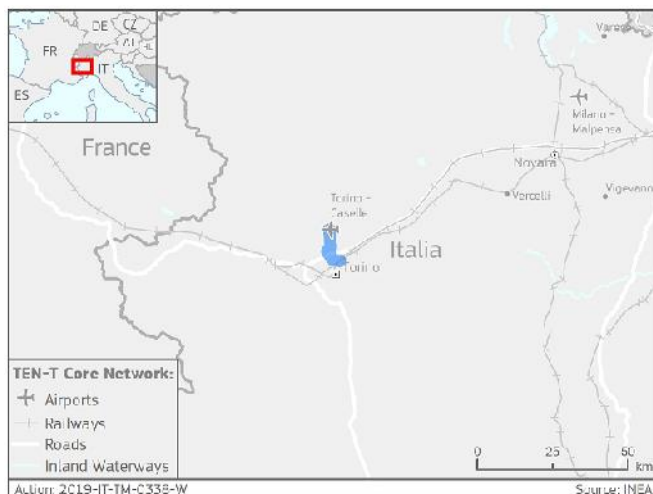
# Project Example

## **RAIL-TO-AIR –** Enhancing the RAIL interconnection between TOrino urban node, AI Rport and related hinterland

Urban Nodes

Main features of the Action:

- Railway connection between airport and main core network railway lines- interconnection between long distance networks
- Railway station upgrade (“Rebaudengo”)
- Restoration of urban surface areas



Total investment:  
EUR 73,238,908

CEF support:  
EUR 14,647,781

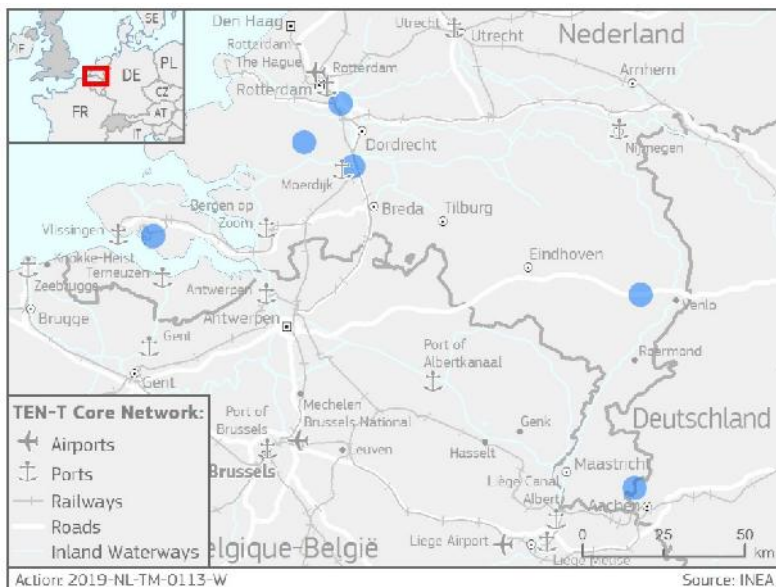
Member States concerned:  
IT



# Project Example

Safe & Secure parking

## SecureNL 2.0



Main features of the Action:

- Development of 6 safe and secure parking areas for Heavy Goods Vehicles to cope with increasing freight traffic, cargo theft and cargo related crimes
- Parking areas certified according to the gold level of the EU-Parking Standard

Total investment:  
EUR 32,280,530

CEF support:  
EUR 6,456,106

Member States concerned:  
NL



# Project Example

## Iberdrola Smart Mobility (Electro mobility)



### Alternative Fuels

Main features of the Action:

- 416 stations - Core network
- 176 stations - Comprehensive n.
- More than 2300 charging points
  - every 200km @ 150-350 kW
  - every 100km @ 50 kW
- Based 100% on green energy

Total investment:  
EUR 89,199,900

CEF support:  
EUR 13,379,985

Member States concerned:  
ES, PT



# Thank you



© European Union 2020

Unless otherwise noted the reuse of this presentation is authorised under the [CC BY 4.0](https://creativecommons.org/licenses/by/4.0/) license. For any use or reproduction of elements that are not owned by the EU, permission may need to be sought directly from the respective right holders.

Slide xx: **element concerned**, source: **e.g. Fotolia.com**; Slide xx: **element concerned**, source: **e.g. iStock.com**

